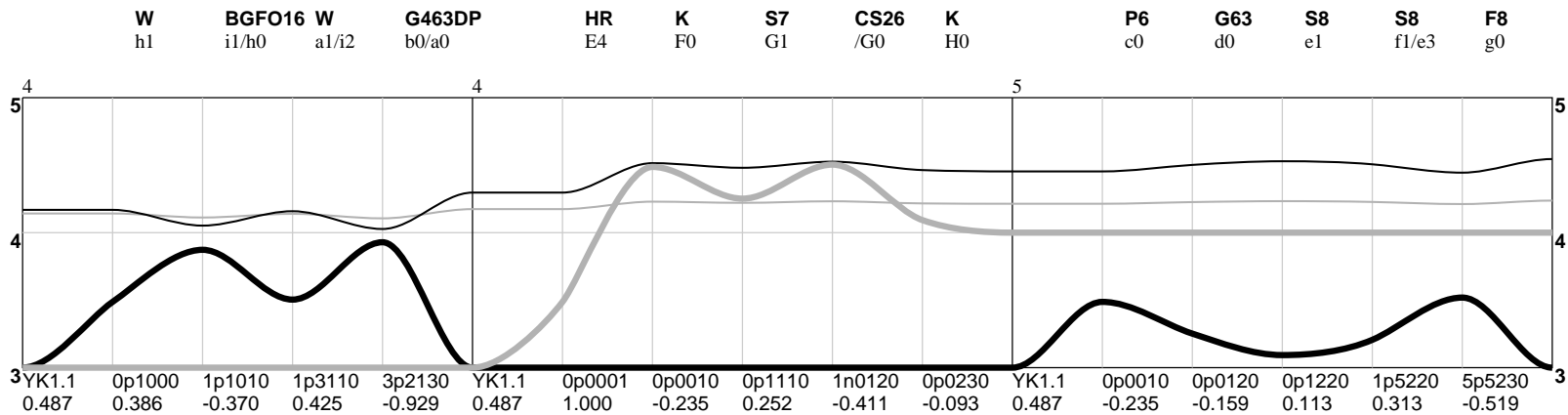
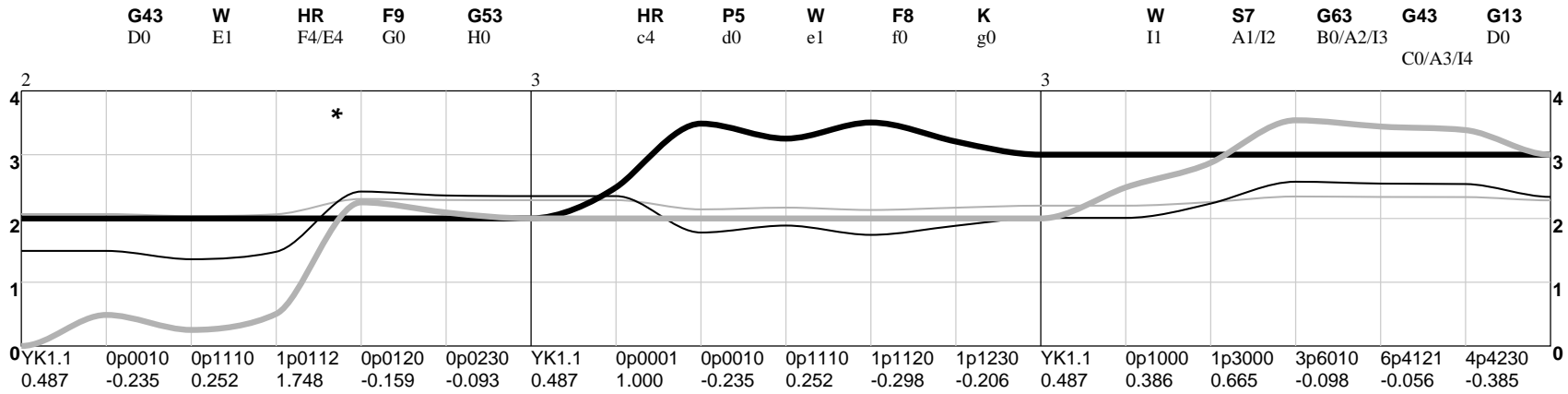
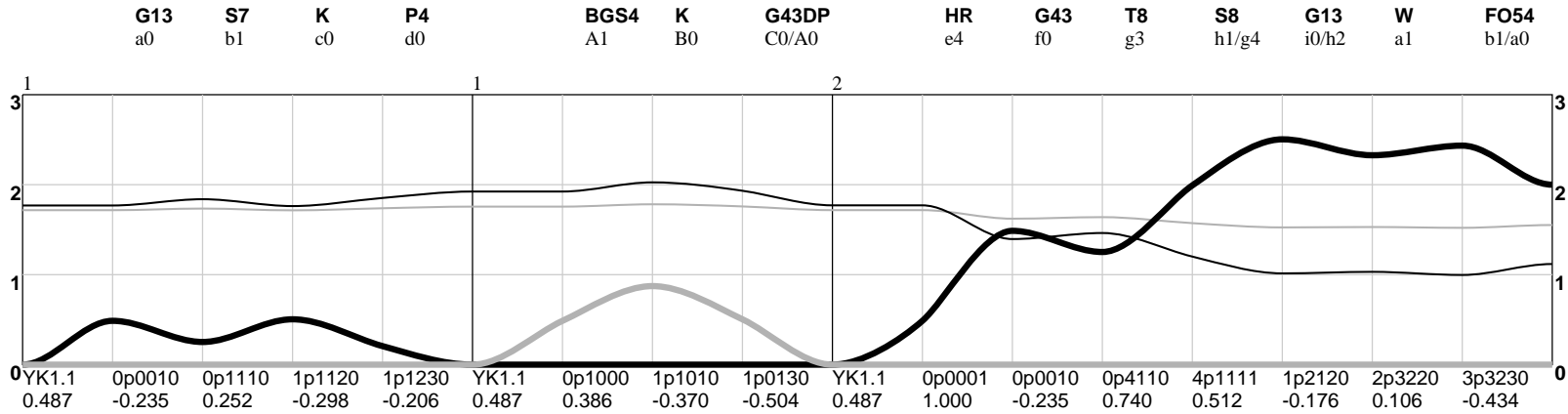
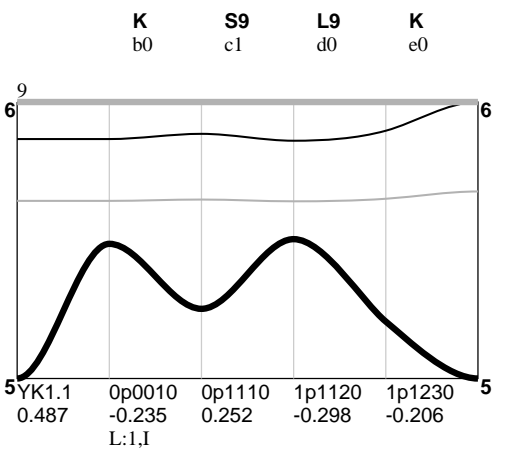
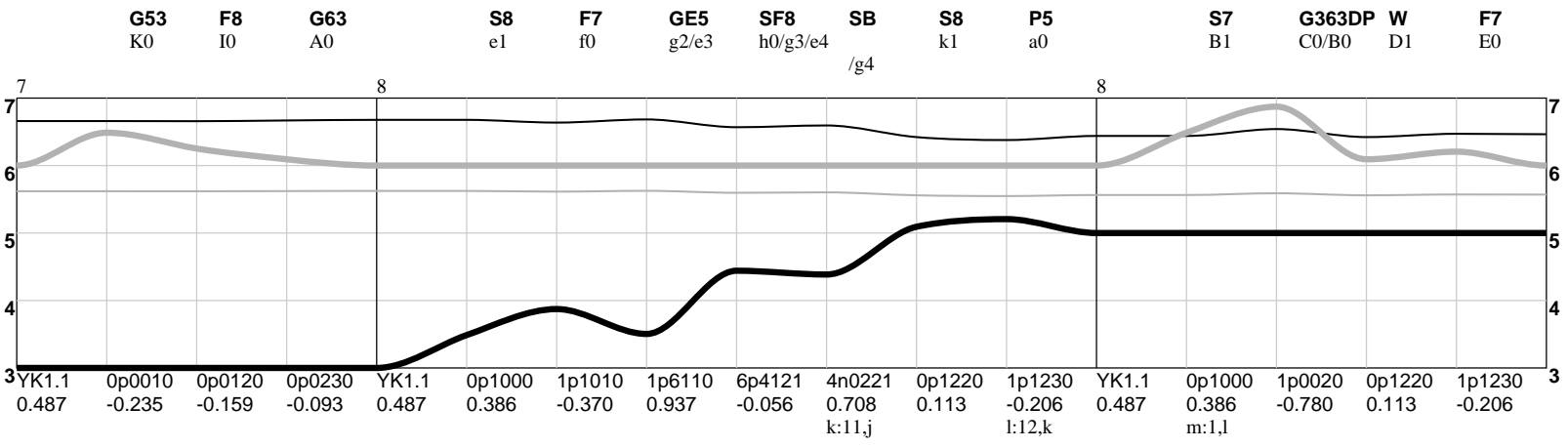
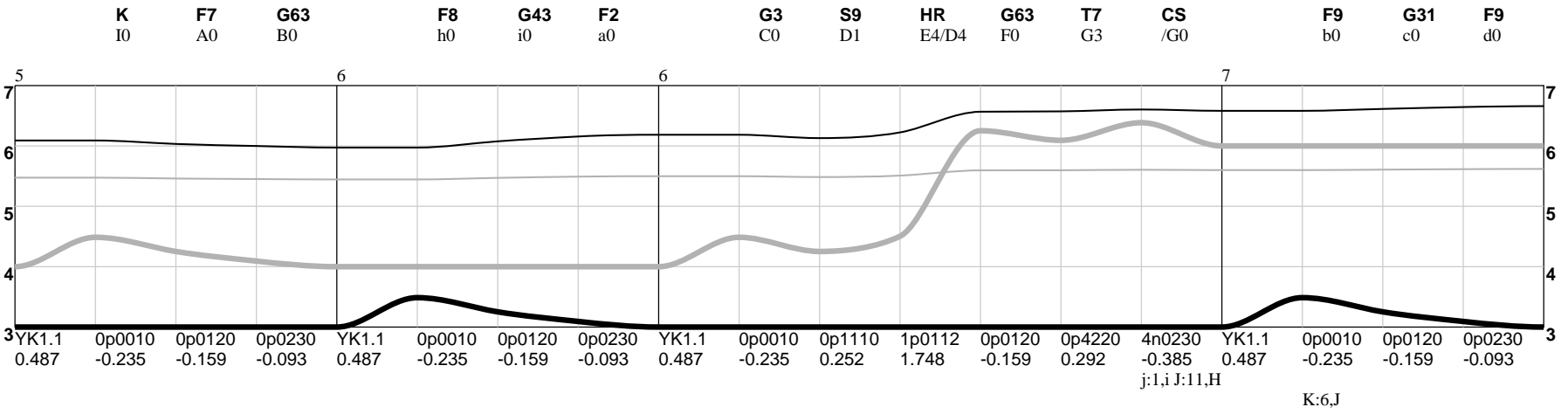


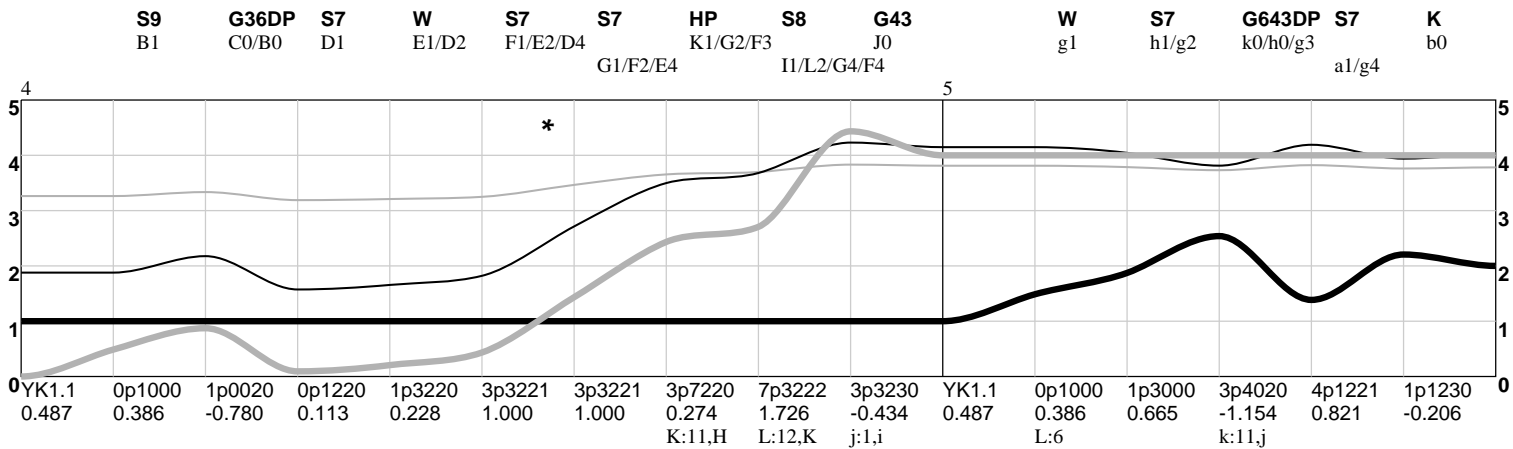
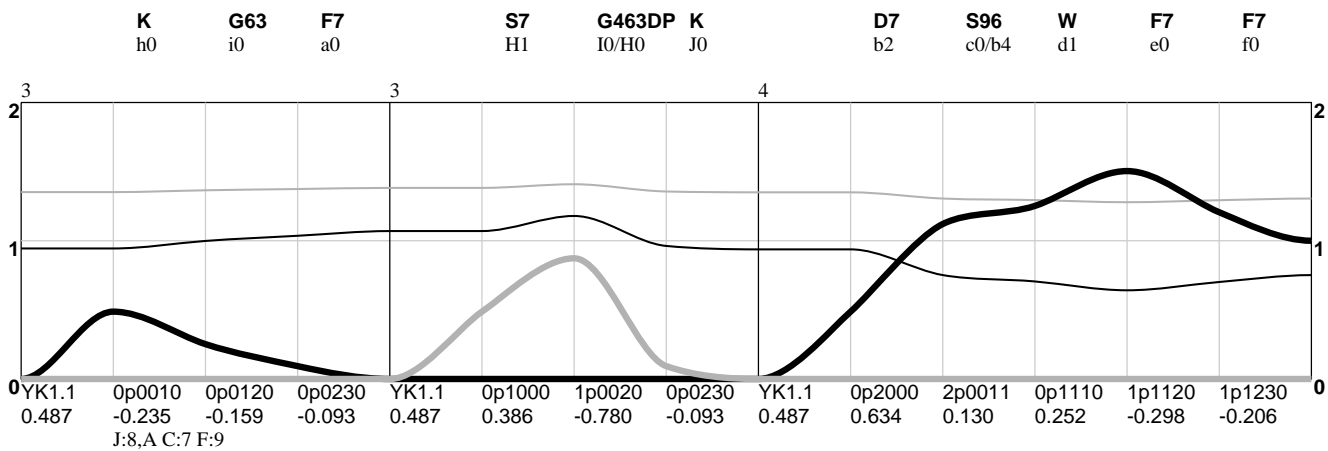
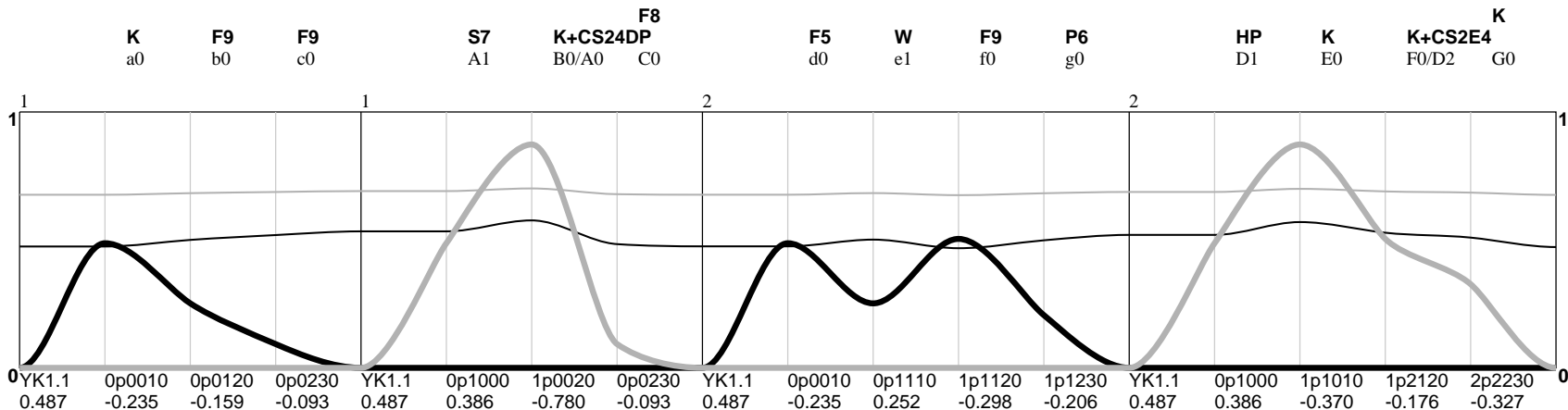
BRO vs NYA 1955 WS gm 1 09/28 (0) Wed



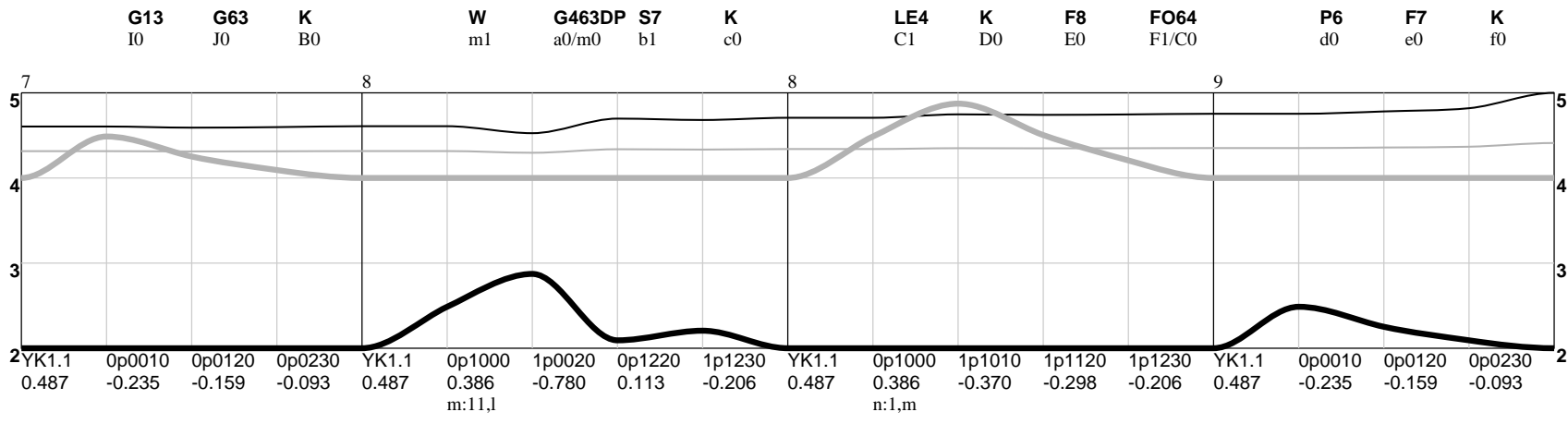
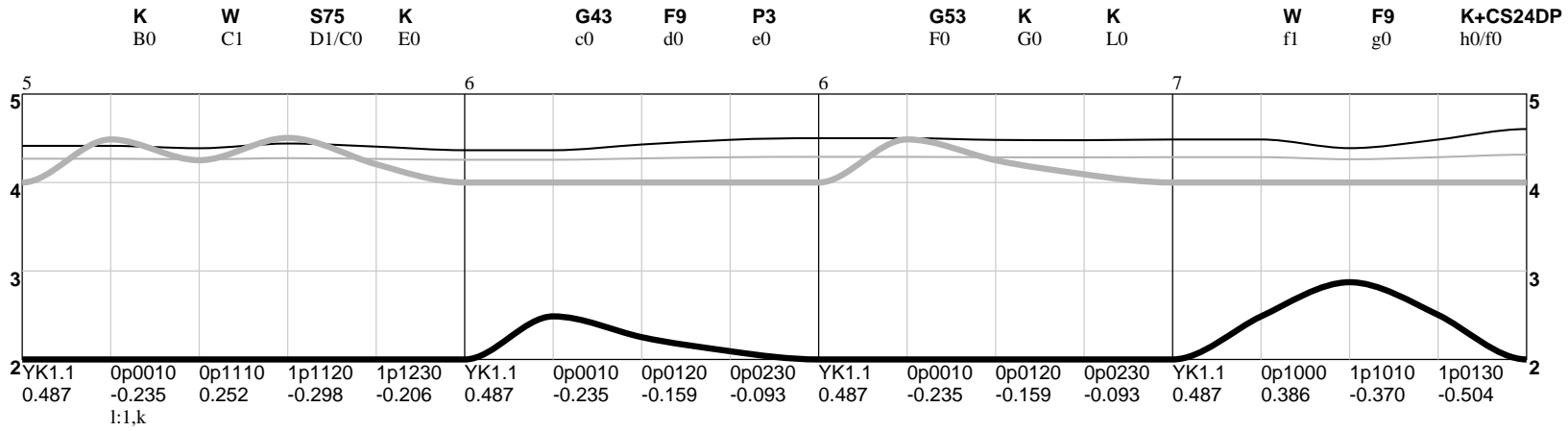
BRO vs NYA 1955 WS gm 1 09/28 (0) Wed



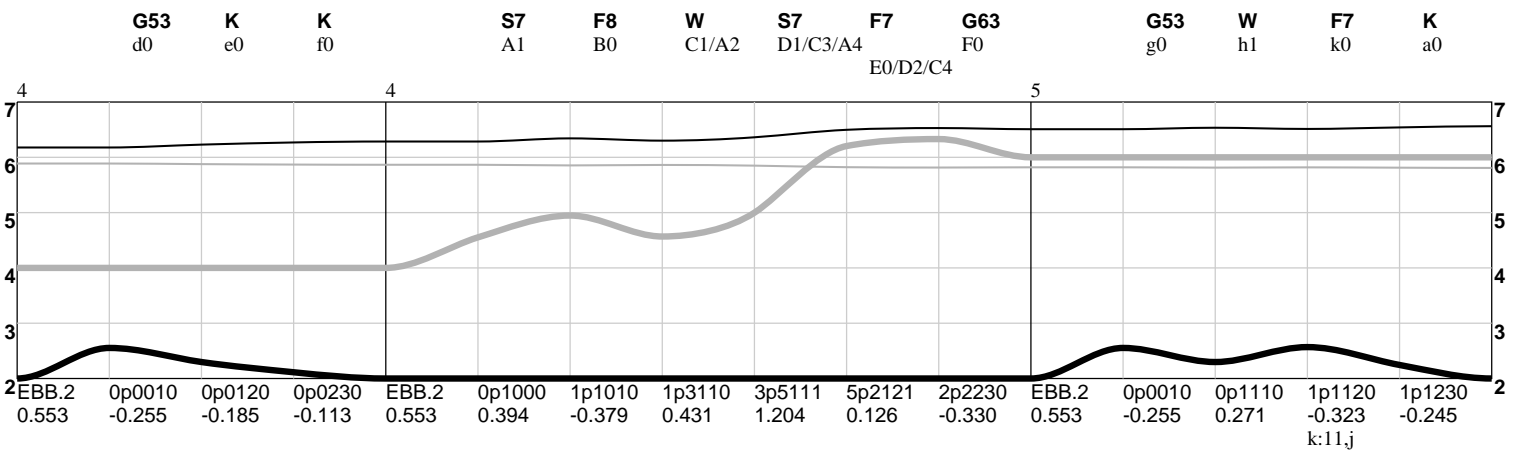
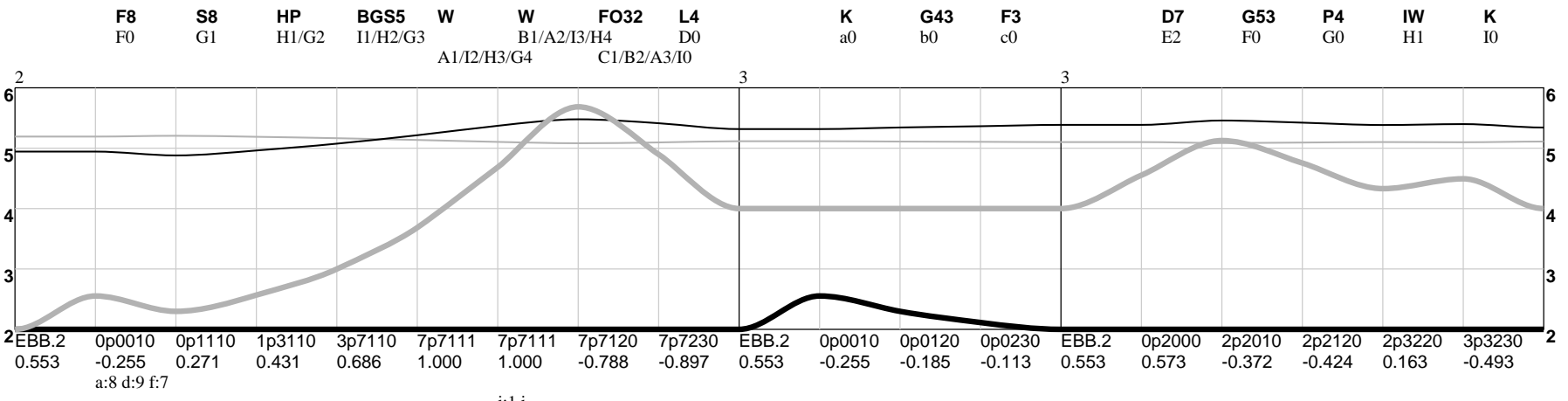
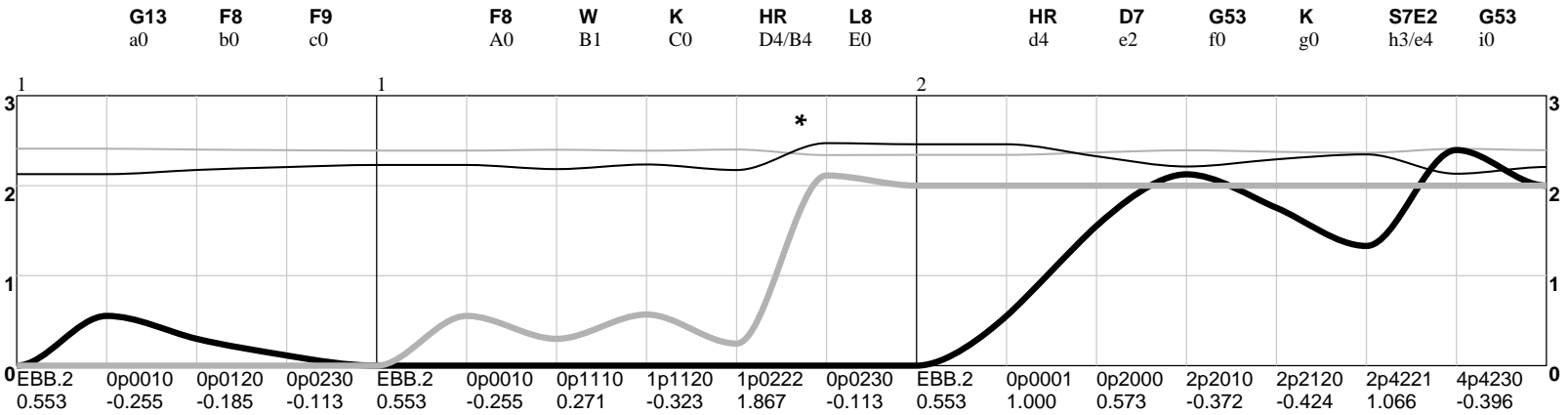
BRO vs NYA 1955 WS gm 2 09/29 (0) Thu



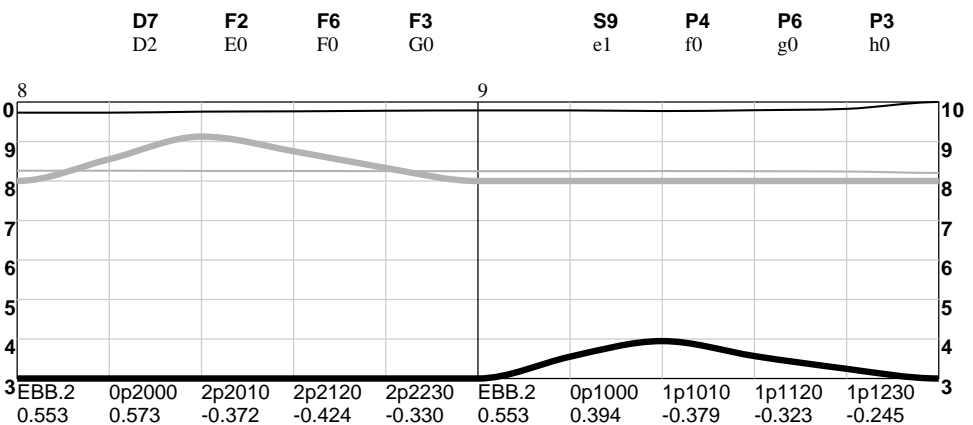
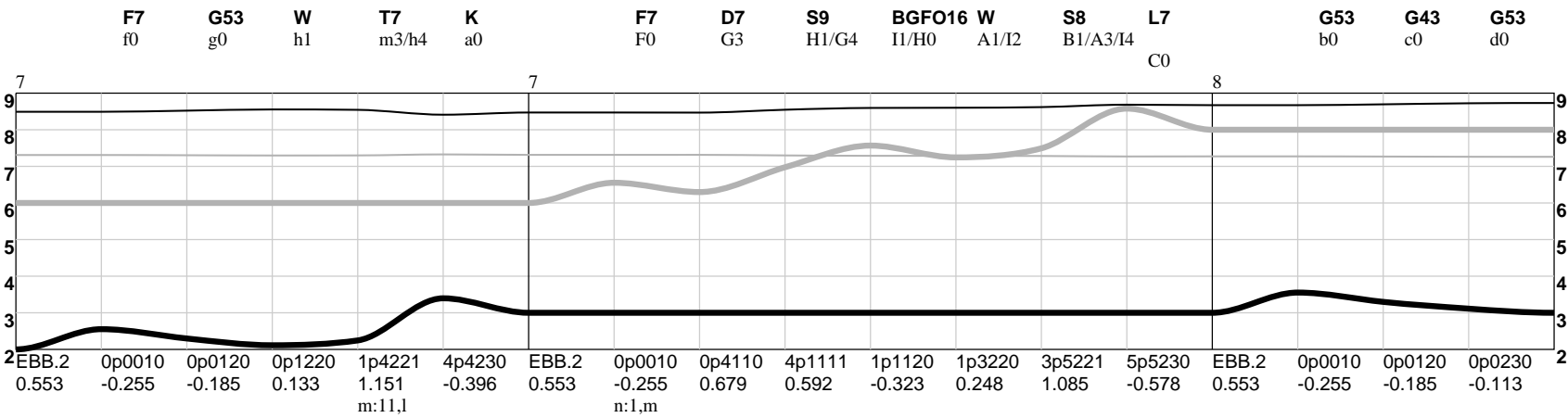
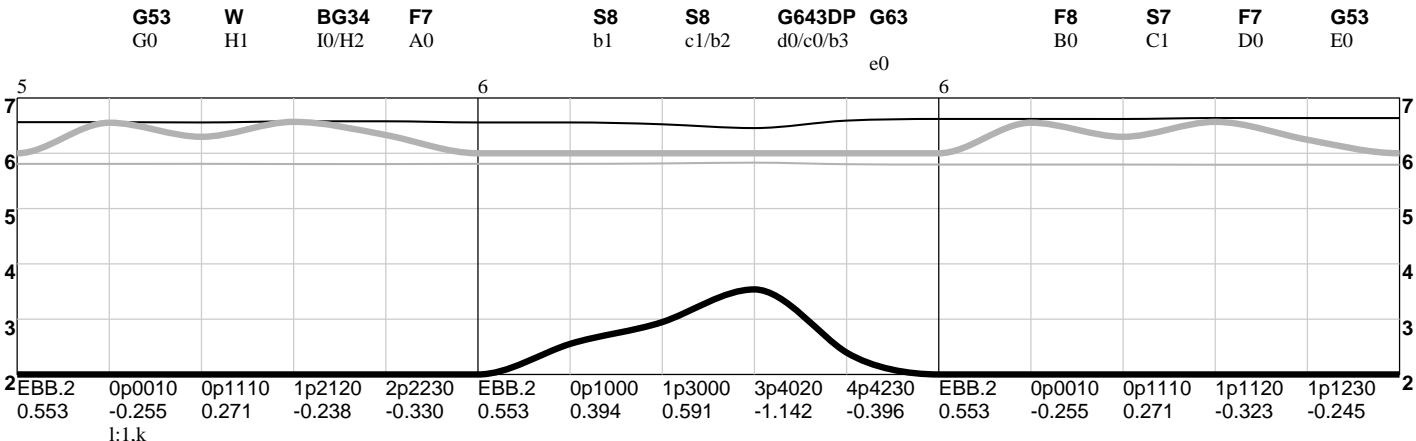
BRO vs NYA 1955 WS gm 2 09/29 (0) Thu



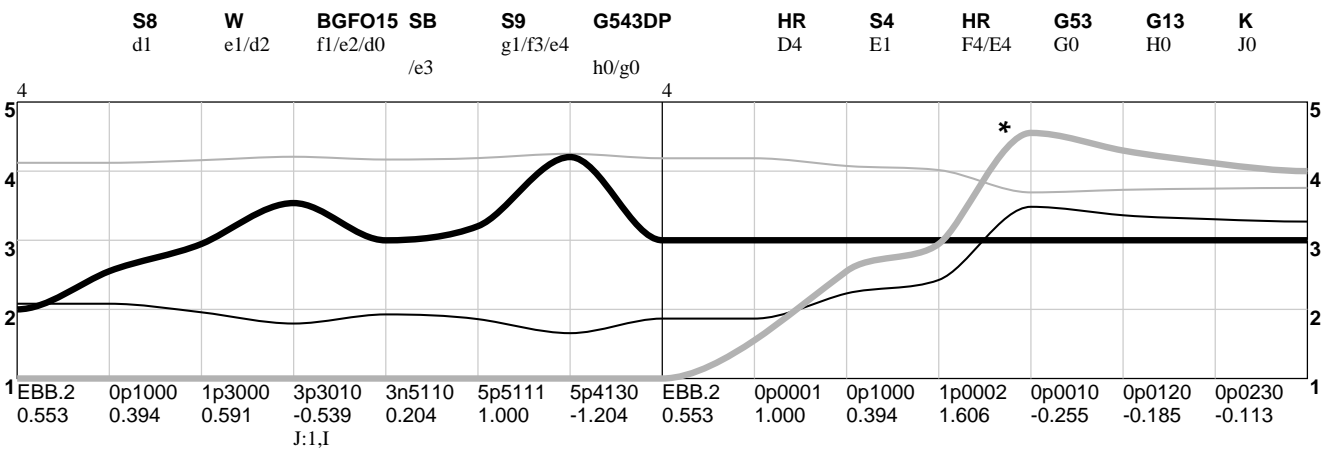
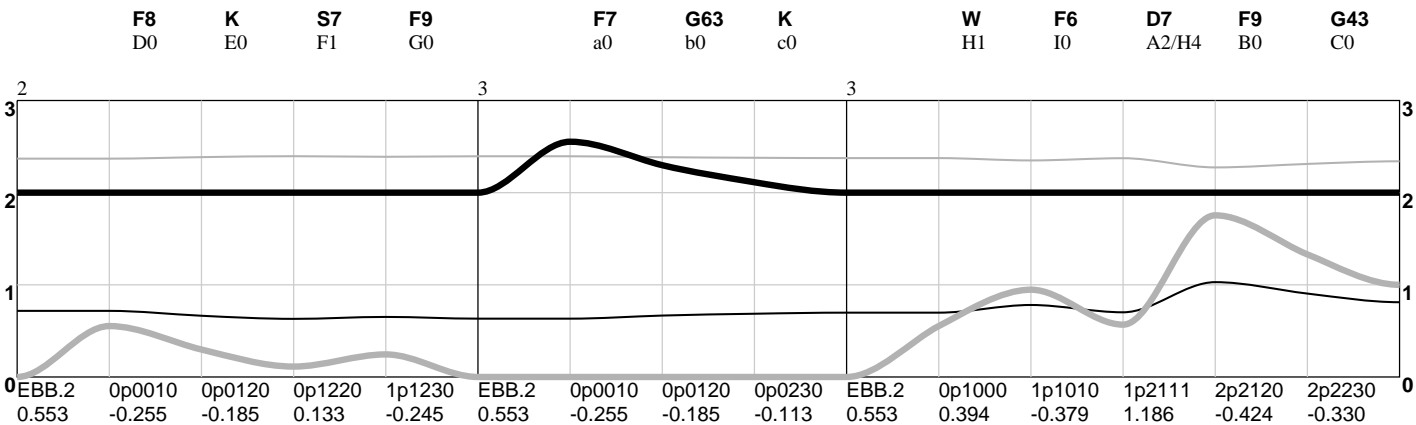
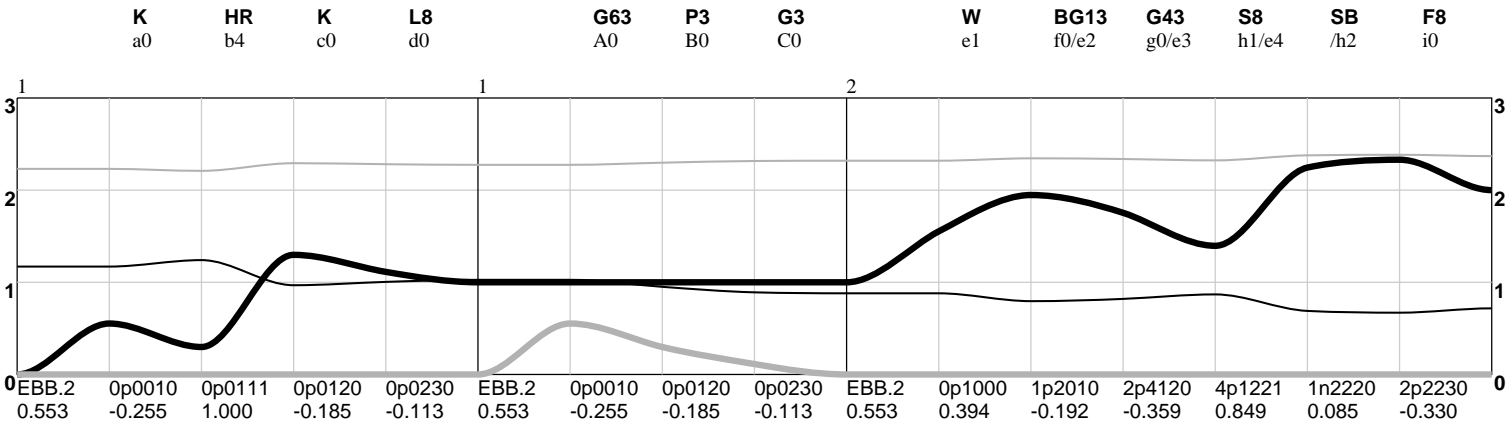
NYA vs BRO 1955 WS gm 3 09/30 (0) Fri



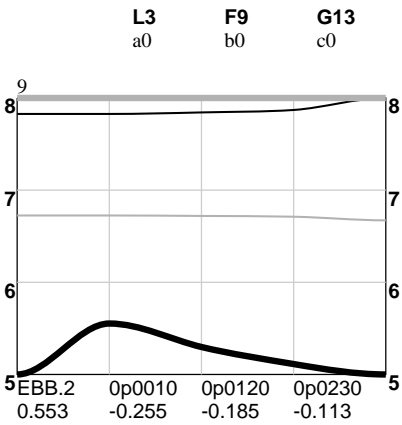
NYA vs BRO 1955 WS gm 3 09/30 (0) Fri



NYA vs BRO 1955 WS gm 4 10/01 (0) Sat

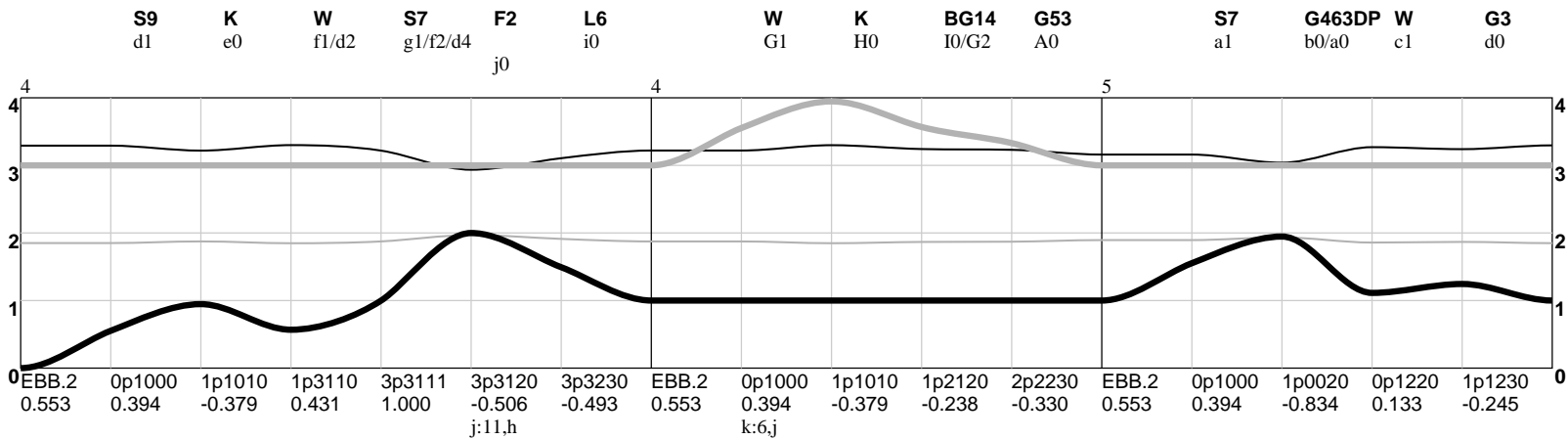
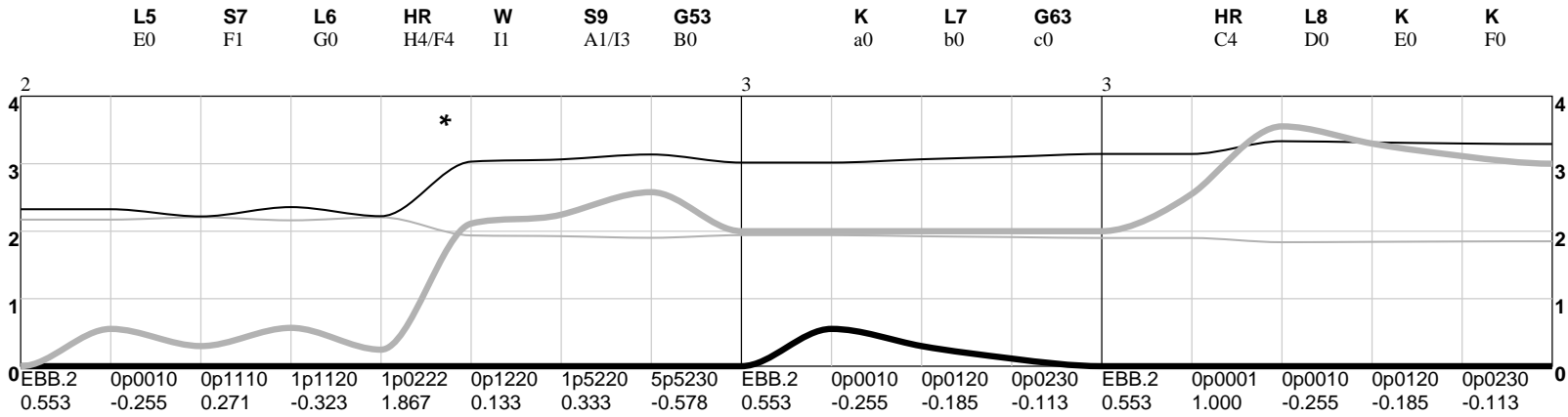
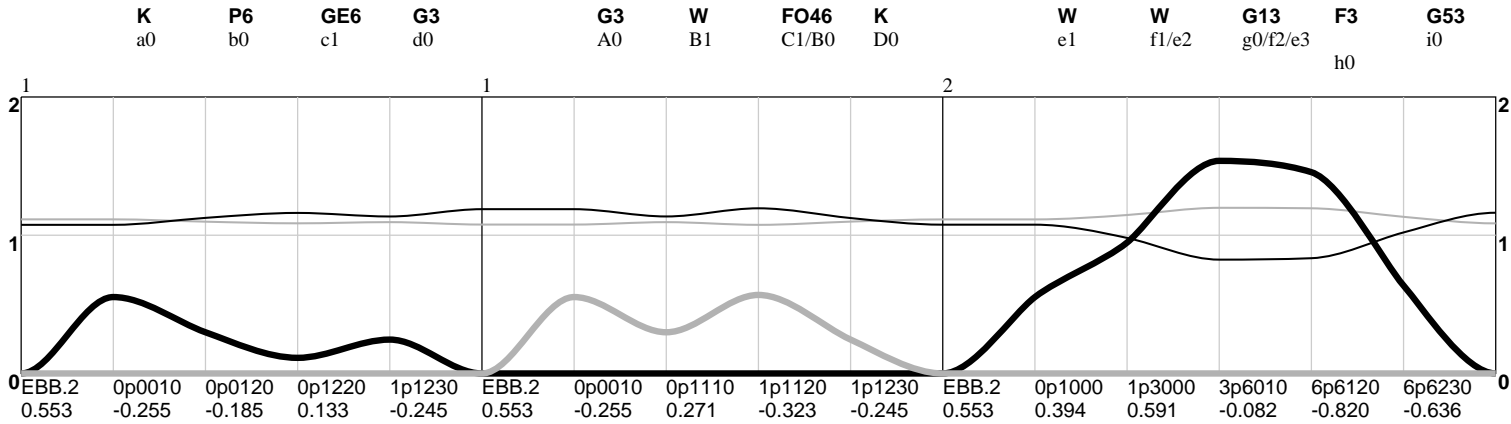


J:I,I

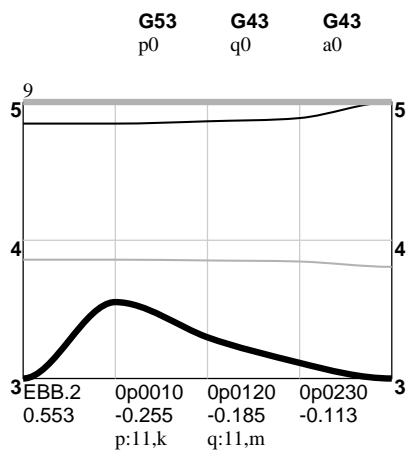
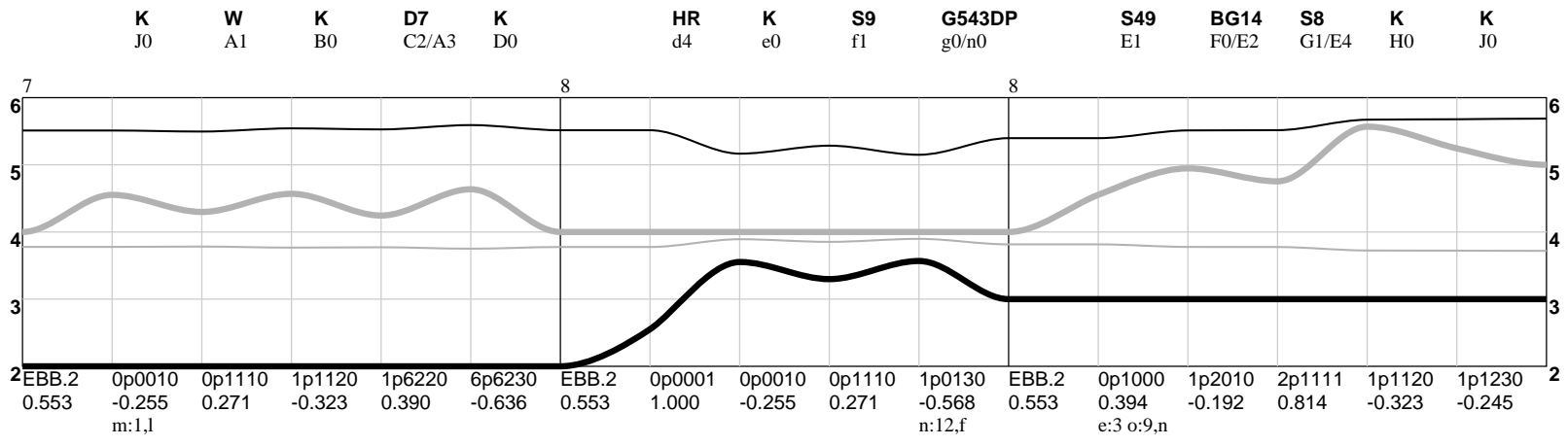
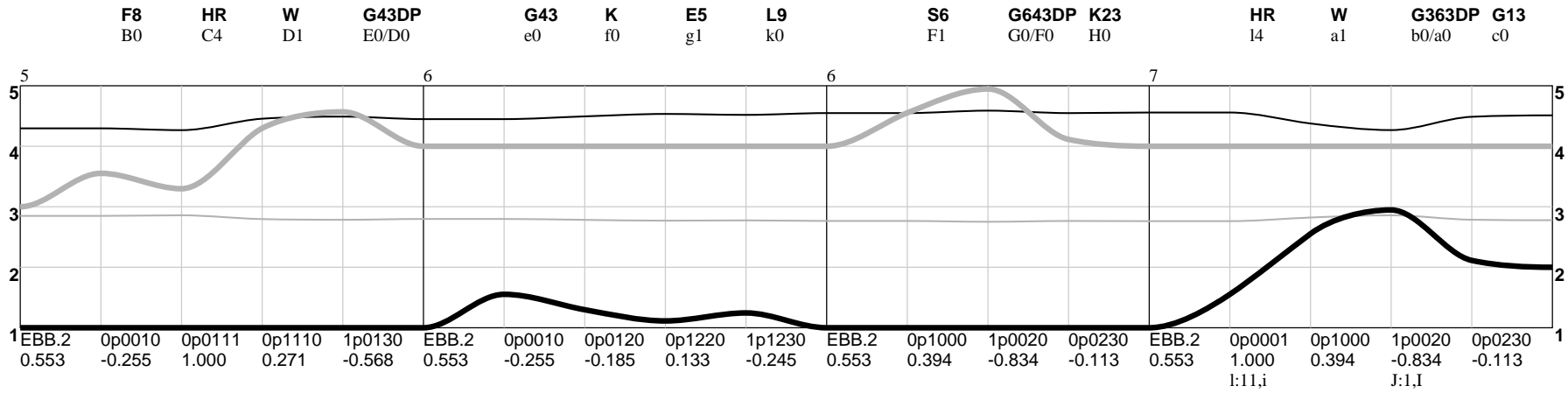


NYA vs BRO 1955 WS gm 4 10/01 (0) Sat

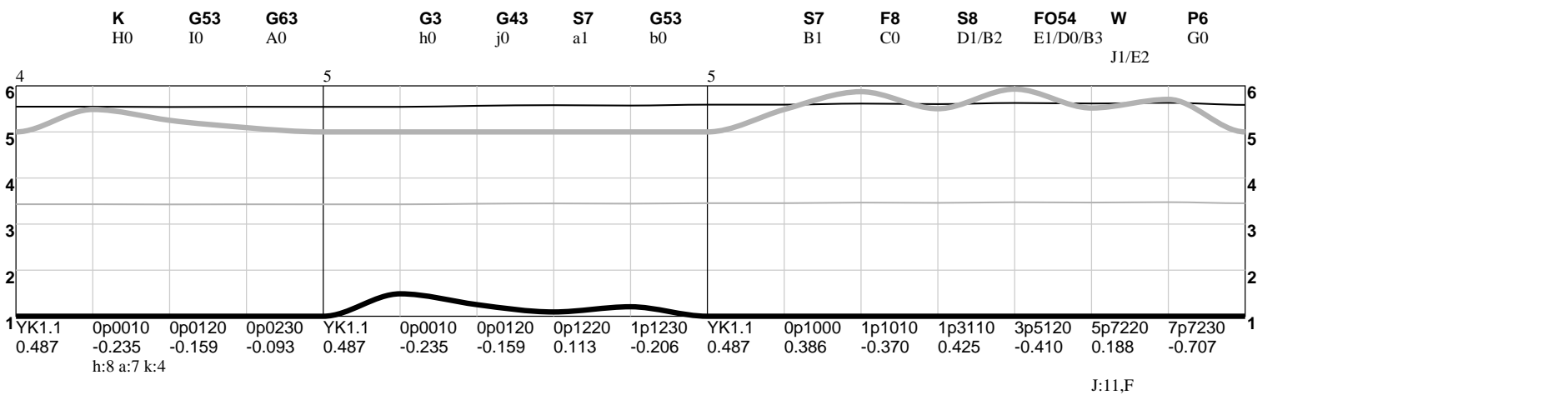
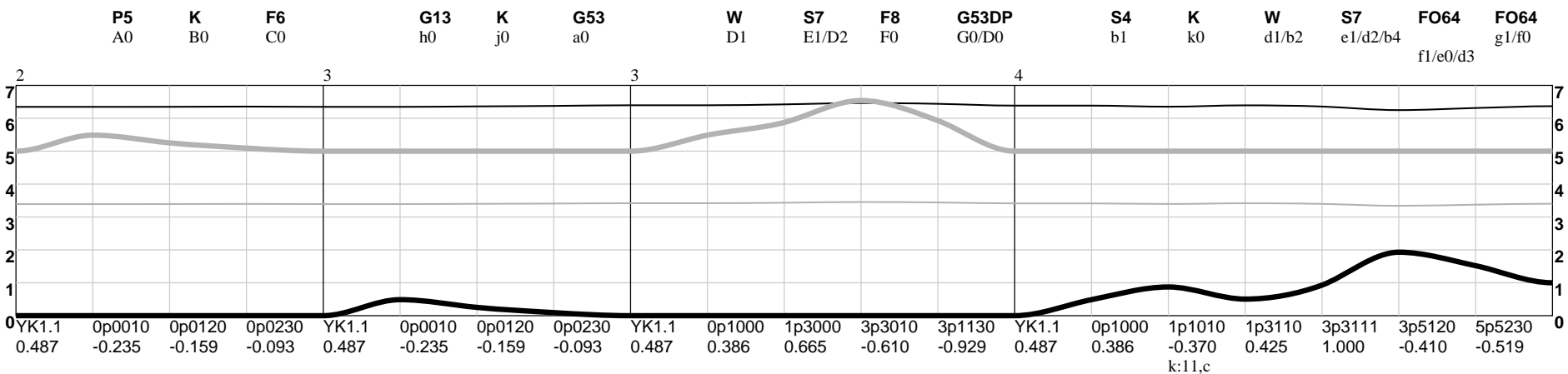
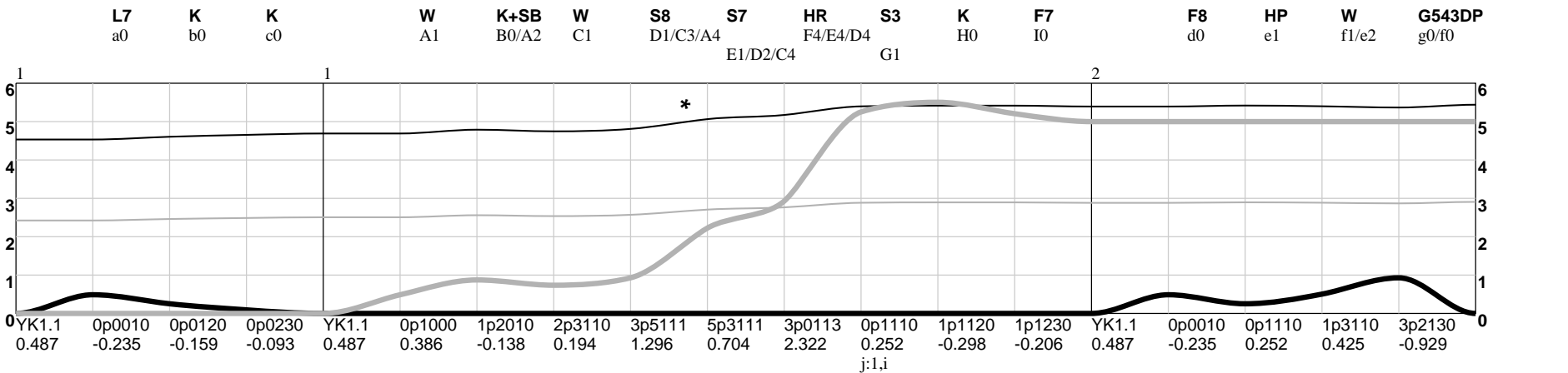
NYA vs BRO 1955 WS gm 5 10/02 (0) Sun



NYA vs BRO 1955 WS gm 5 10/02 (0) Sun

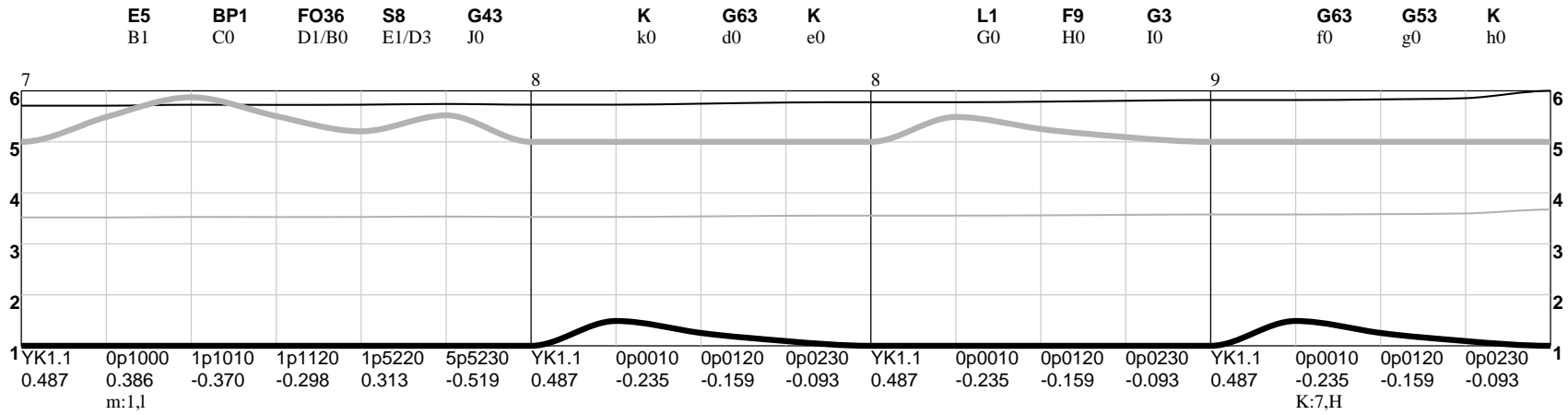
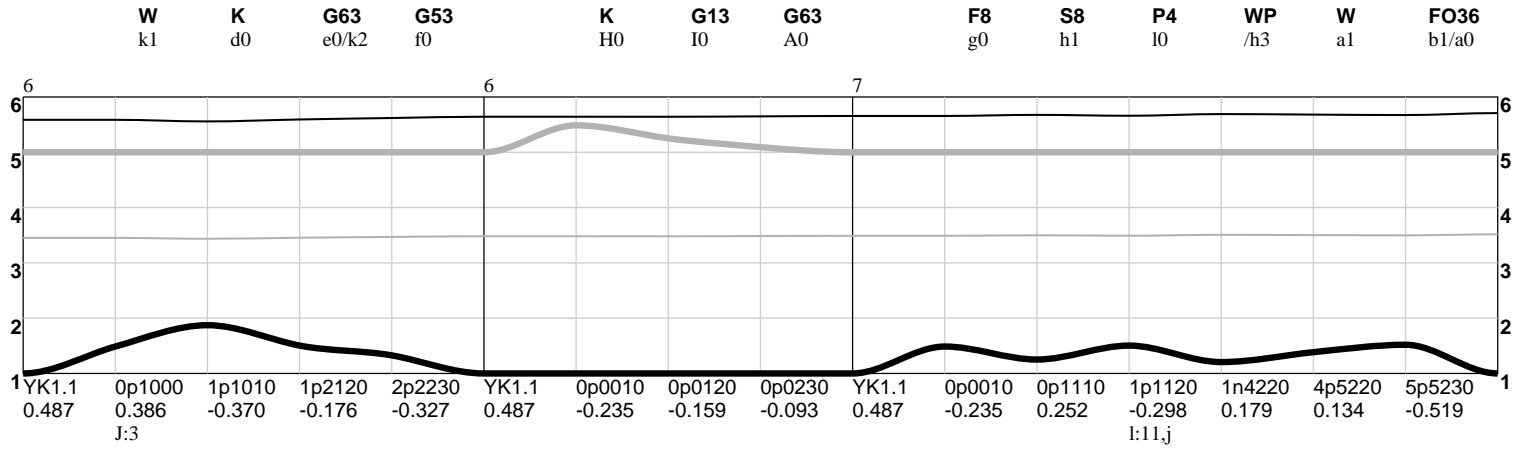


BRO vs NYA 1955 WS gm 6 10/03 (0) Mon

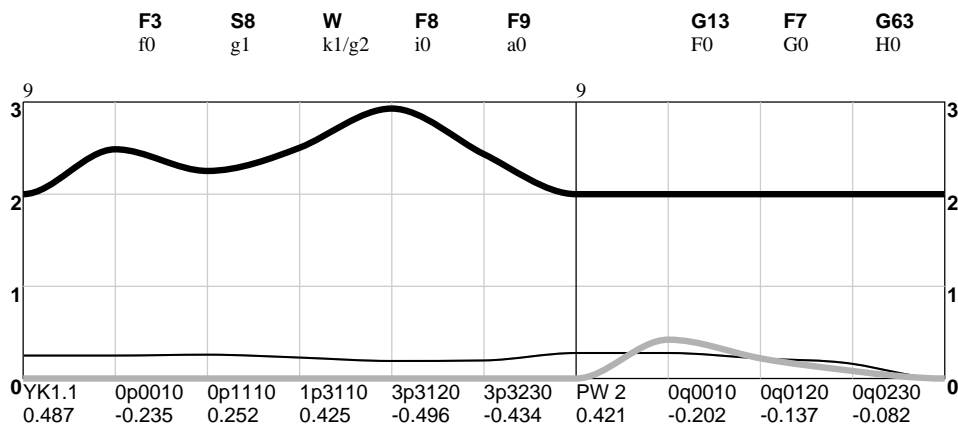
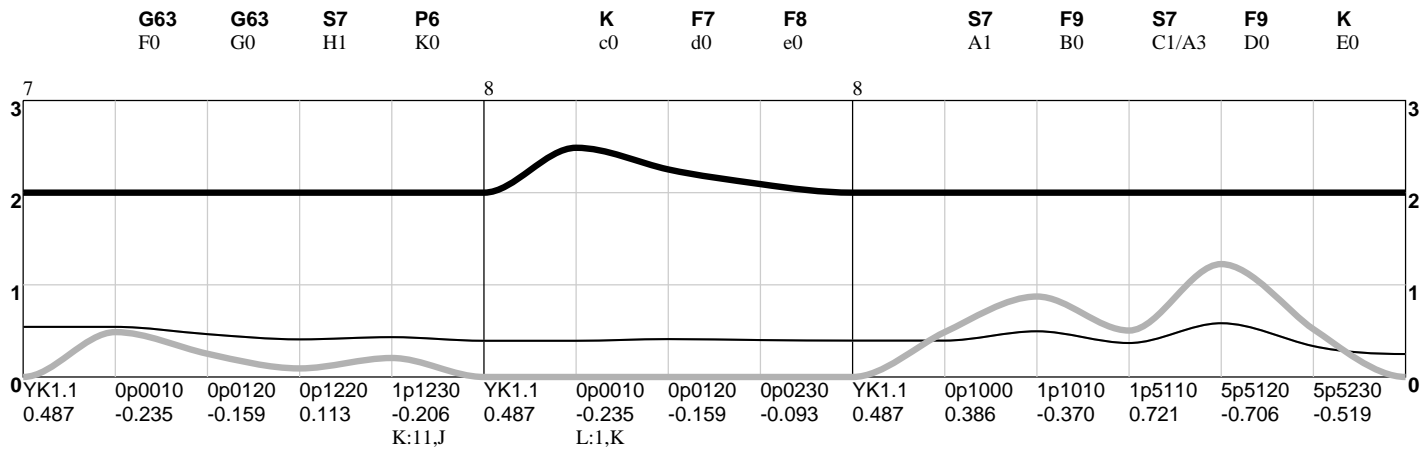
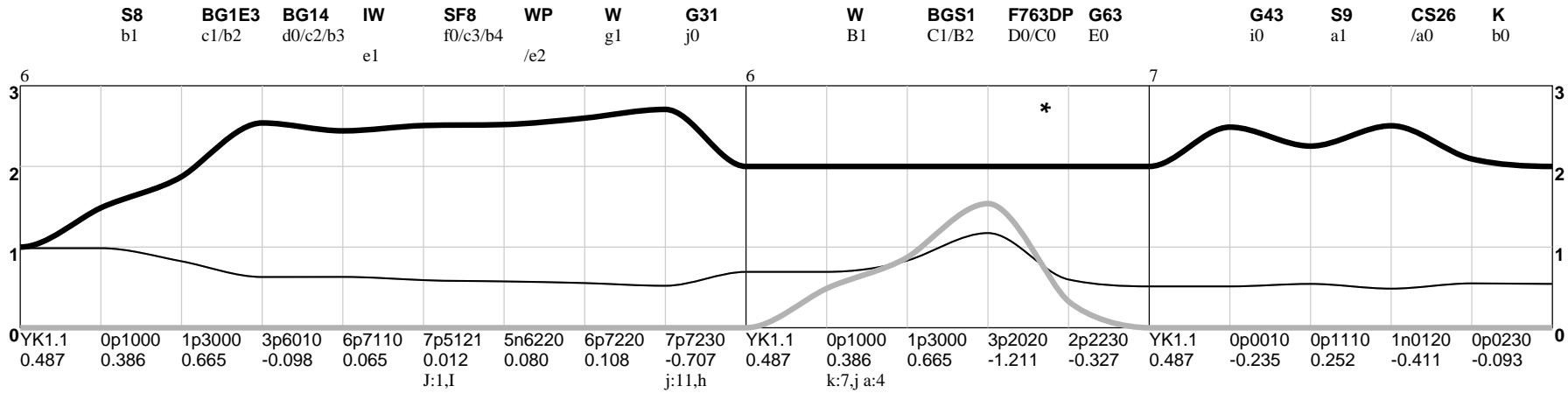


J:11,F

BRO vs NYA 1955 WS gm 6 10/03 (0) Mon



BRO vs NYA 1955 WS gm 7 10/04 (0) Tue



BRO vs NYA 1955 WS

BRO pa o br R ro xo nr lb							Game 1 pa o br r ro xo nr lb							NYA pa o br R ro xo nr lb								
41 27 15 5 26 1 14 9							73 51 27 11 46 5 22 11							32 24 12 6 20 4 8 2								
br/pa pa/3o r/3o nr/br lb/nr br/r							-5 +5 +1			T X !			-5 +5 +1			br/pa pa/3o r/3o nr/br lb/nr br/r						
0.37 4.56 0.56 0.93 0.64 3.00 2							6 2			151 18 11			2 4 3			0.38 4.00 0.75 0.67 0.25 2.00						

BRO Hitting — gm 1

#	st	ACR	ACW	R	PA	O	BR	player
a	7	-0.002	+0.783	0.498	5.	5	2	Jim Gilliam S
b	6	-1.346	-3.114	-0.812	5-	3	1	Pee Wee Reese R
c	8	+0.476	+1.957	1.230	5	3	2	Duke Snider L
d	2	-0.843	-1.538	-0.449	5.	5		Roy Campanella R
e	9	+1.315	+2.229	1.985	5	1	4	Carl Furillo R
f	3	-0.628	-1.010	-0.244	4.	3	1	Gil Hodges R
g	5	+1.767	+0.949	1.917	4	2	2	Jackie Robinson R
h	4	+0.646	+2.510	1.092	4	3	2	Don Zimmer R
i	1	-0.999	-2.219	-0.375	3.	2		Don Newcombe R
k i.		+0.479	+0.634	0.159	1		1	Frank Kellert R
l i.		+0.000						Don Hoak R

NYA Hitting — gm 1

#	st	ACR	ACW	R	PA	O	BR	player
A	9	+0.851	+2.324	1.248	4'	3	2	Hank Bauer R
B	5	-0.185	-0.516	0.233	4	4	1	Gil McDougald R
C	8	-1.677	-1.777	-0.654	4	4		Irv Noren L
D	2	-0.272	-1.438	0.172	4	2	2	Yogi Berra L
E	3	+2.973	+4.100	3.064	4+	1	3	Joe Collins L
F	7	+1.920	+7.108	1.577	3'	2	1	Elston Howard R
G	4	-0.582	+0.230	-0.106	3	3	2	Billy Martin R
H	6	-0.396	-0.281	0	2	2		Phil Rizzuto R
I	1	-0.011	+1.396	0.465	3	2	1	Whitey Ford L
J	H.	+0.000						Eddie Robinson L
K	H.	-1.002	-0.025	0	1	1		Jerry Coleman R

BRO Pitching — gm 1

#	st	ACOR	ACW	R	PA	O	BR	player
i	1	+5.304	-1.346	6.339	25,-	17	10	Don Newcombe R
j	i	-11.131	+0.022	-0.339	3	4		Don Bessent R
m	i	-4.663	-0.088	0	4	3	2	Clem Labine R

NYA Pitching — gm 1

#	st	ACOR	ACW	R	PA	O	BR	player
I	1	+1.142	-0.386	5	37+	24	14	Whitey Ford L
L	I	-4.663	+1.643	0	4'	3	1	Bob Grim R

BRO pa o br R ro xo nr lb							Game 2 pa o br r ro xo nr lb							NYA pa o br R ro xo nr lb								
33 27 9 2 24 3 6 4							66 51 21 6 45 6 15 9							33 24 12 4 21 3 9 5								
br/pa pa/3o r/3o nr/br lb/nr br/r							-5 +5 +1			T X !			-5 +5 +1			br/pa pa/3o r/3o nr/br lb/nr br/r						
0.27 3.67 0.22 0.67 0.67 4.50 3							3 3 0			148 14 9			3 3 3			0.36 4.12 0.50 0.75 0.56 3.00						

BRO Hitting — gm 2

#	st	ACR	ACW	R	PA	O	BR	player
a	7	-0.307	-0.831	0.363	4.	3	1	Jim Gilliam S
b	6	+0.407	+1.712	0.752	4	2	2	Pee Wee Reese R
c	8	-0.430	+0.095	0.089	4-	4		Duke Snider L
d	2	-0.401	+0.243	0.332	4.	3	1	Roy Campanella R
e	9	-0.317	-0.519	0.113	4.	3	1	Carl Furillo R
f	3	-0.224	-1.591	0.173	4.	4	1	Gil Hodges R
g	5	-0.268	-0.660	0.100	3.	2	1	Jackie Robinson R
h	4	-0.105	-0.574	0.492	3	3	1	Don Zimmer R
i	1	-0.675	-1.315	0	1.	1		Billy Loes R
k i.		-4.910	-3.233	-0.917	1.	1		Frank Kellert R
m i.		+1.644	+1.143	0.504	1	1	1	Don Hoak R

NYA Hitting — gm 2

#	st	ACR	ACW	R	PA	O	BR	player
A	9	+1.644	+2.659	0.504	1'	1	1	Hank Bauer R
B	5	-0.769	-0.135	0	4	4	1	Gil McDougald R
C	8	-0.250	-3.187	0.332	4'	4	2	Irv Noren L
D	2	-0.180	+1.208	0.159	4	1	2	Yogi Berra L
E	3	-0.687	+0.221	-0.263	4	3	1	Joe Collins L
F	7	+0.407	+3.442	0.883	4'	2	1	Elston Howard R
G	4	+0.729	+1.901	0.779	3'	2	1	Billy Martin R
H	6	+1.644	+3.333	0.504	1'	1	1	Phil Rizzuto R
I	1	+1.008	-0.858	1.236	3+	2	1	Tommy Byrne L
J	A.	-0.972	-0.525	-0.420	3	3		Bob Cerv R
K	H.	+1.164	+1.675	0.287	1'		1	Eddie Robinson L
L	H.	-0.396	+0.114	0	1	1		Jerry Coleman R

BRO Pitching — gm 2

#	st	ACOR	ACW	R	PA	O	BR	player
i	1	+5.287	-0.913	4.420	18,-	11	10	Billy Loes R
j	i	-16.603	+0.696	-0.420	1	1		Don Bessent R
l	i	-5.596	+0.086	0	10	9	1	Karl Spooner L
n	i	-4.663	-0.163	0	4	3	1	Clem Labine R

NYA Pitching — gm 2

#	st	ACOR	ACW	R	PA	O	BR	player
I	1	-2.766	+0.324	2	33+	27	9	Tommy Byrne L

BRO vs NYA 1955 WS

BRO pa o br R ro xo nr lb							Game 3 pa o br r ro xo nr lb							NYA pa o br R ro xo nr lb									
43	24	19	8	24	0	19	11	78	51	28	11	50	1	27	16	35	27	9	3	26	1	8	5

br/pa pa/3o r/3o nr/br lb/nr br/r							-5 +5 +1			T X !			-5 +5 +1			br/pa pa/3o r/3o nr/br lb/nr br/r						
0.44	5.38	1.00	1.00	0.58	2.38	3	3	10	5	140	9	6	1	5	3	0.26	3.89	0.33	0.89	0.62	3.00	

BRO Hitting — gm 3

#	st	ACR	ACW	R	PA	O	BR	player
A	4	+0.899	+0.622	1.621	5'	2	3	Jim Gilliam S
B	6	+1.465	+0.880	2.265	5'	2	3	Pee Wee Reese R
C	8	-0.840	-0.569	-0.672	5	2	2	Duke Snider L
D	2	+2.064	+2.363	2.875	5+	2	3	Roy Campanella R
E	9	-0.026	+0.344	0.456	5'	4	1	Carl Furillo R
F	3	-1.393	-0.600	-0.701	5	5		Gil Hodges R
G	5	-0.051	+0.463	0.585	5'	3	2	Jackie Robinson R
H	7	+1.550	+1.135	1.698	4'	1	4	Sandy Amoros L
I	1	-0.391	+0.699	-0.127	4	3	1	Johnny Podres L

NYA Hitting — gm 3

#	st	ACR	ACW	R	PA	O	BR	player
a	7	-1.225	-0.870	-0.491	4.	4		Bob Cerv R
b	5	-0.245	-0.389	0.479	4.	3	1	Gil McDougald R
c	2	+0.193	-0.180	0.676	4.	4	1	Yogi Berra L
d	8	-0.542	+0.520	0.213	4.	3	1	Mickey Mantle S
e	3	+0.412	+0.911	0.897	4.	2	2	Bill Skowron R
f	9	-1.189	-1.007	-0.538	4-	4		Elston Howard R
g	4	-1.263	-0.777	-0.377	4.	4		Billy Martin R
h	6	+1.302	+2.029	1.523	4	1	3	Phil Rizzuto R
i	1	-1.685	-3.117	-0.340	1.	1		Bob Turley R
k	i.	-1.373	-0.395	-0.230	1.	1		Hank Bauer R
m	i.	+4.895	+1.213	1.188	1	1		Andy Carey R

BRO Pitching — gm 3

#	st	ACOR	ACW	R	PA	O	BR	player
I	1	-2.160	+0.039	3	35+	27	9	Johnny Podres L

NYA Pitching — gm 3

#	st	ACOR	ACW	R	PA	O	BR	player
i	1	+13.710	-2.142	4.511	10,-	4	6	Bob Turley R
j	i	+0.572	-0.086	1.489	14.	8	6	Tom Morgan R
l	i	-5.291	-0.016	0	8	6	2	Johnny Kucks R
n	i	+3.115	-0.192	2	11.	6	5	Tom Sturdivant R

BRO pa o br R ro xo nr lb							Game 4 pa o br r ro xo nr lb							NYA pa o br R ro xo nr lb									
41	24	17	8	24	0	17	9	80	51	30	13	50	1	29	16	39	27	13	5	26	1	12	7

br/pa pa/3o r/3o nr/br lb/nr br/r							-5 +5 +1			T X !			-5 +5 +1			br/pa pa/3o r/3o nr/br lb/nr br/r						
0.41	5.12	1.00	1.00	0.53	2.12	4	4	8	4	177	20	11	3	6	3	0.33	4.33	0.56	0.92	0.58	2.60	

BRO Hitting — gm 4

#	st	ACR	ACW	R	PA	O	BR	player
A	4	+1.413	+3.237	2.372	5'	2	3	Jim Gilliam S
B	6	+0.071	-1.104	0.596	5	4	2	Pee Wee Reese R
C	8	+0.863	-0.701	1.439	5'	2	2	Duke Snider L
D	2	+1.026	+2.808	1.732	5'	2	3	Roy Campanella R
E	9	+0.137	+0.824	0.637	5'	3	2	Carl Furillo R
F	3	+2.292	+4.569	2.523	4+	1	3	Gil Hodges R
G	5	-1.526	-0.812	-1.139	4	4		Jackie Robinson R
H	7	+0.255	+1.428	0.865	4'	2	2	Sandy Amoros L
I	1	-1.611	-5.193	-0.251	1	1		Carl Erskine R
J	I	-0.479	-0.355	0	1	1		Don Bessent R
K	I	-2.158	-0.438	-0.774	2	2		Clem Labine R

NYA Hitting — gm 4

#	st	ACR	ACW	R	PA	O	BR	player
a	8	-0.696	-0.826	0.133	5.	4	1	Irv Noren L
b	5	+0.053	+0.923	0.729	5.	4	1	Gil McDougald R
c	9	-0.355	-0.639	0.193	5.	4	1	Mickey Mantle S
d	2	+0.533	+1.814	0.921	4.	4	2	Yogi Berra L
e	3	+0.191	+1.956	0.543	4.	1	2	Joe Collins L
f	7	-0.630	-2.268	-0.039	4.	2	1	Elston Howard R
g	4	+1.740	+3.316	2.183	4	3	2	Billy Martin R
h	6	-0.541	-1.107	-0.106	4-	2	2	Phil Rizzuto R
i	1	-1.245	-2.539	-0.274	2.	2		Don Larsen R
k	i.	+3.462	+2.312	0.906	1	1		Eddie Robinson L
l	i.	+0.000						Tom Carroll R
o	i.	-1.044	-0.204	-0.189	1.	1		Bill Skowron R

BRO Pitching — gm 4

#	st	ACOR	ACW	R	PA	O	BR	player
I	1	+3.631	-1.760	3.155	14,	9	5	Carl Erskine R
J	I	-0.925	+0.211	0.704	8,	5	4	Don Bessent R
K	I	-2.496	+0.503	1.140	17+	13	4	Clem Labine R

NYA Pitching — gm 4

#	st	ACOR	ACW	R	PA	O	BR	player
i	1	+4.762	-1.782	4.625	19,-	12	7	Don Larsen R
j	i	+11.960	-0.767	2.375	6.	3	3	Johnny Kucks R
m	i	+6.858	-0.282	2.177	8.,	3	5	Rip Coleman L
n	i	-19.632	+0.223	-1.177	3	3		Tom Morgan R
p	i	-4.233	-0.114	0	5	3	2	Tom Sturdivant R

BRO vs NYA 1955 WS

BRO pa	o	br	R	ro	xo	nr	lb	Game 5 pa	o	br	r	ro	xo	nr	lb	NYA pa	o	br	R	ro	xo	nr	lb
36	24	14	5	22	2	12	7	73	51	27	8	46	5	22	14	37	27	13	3	24	3	10	7

br/pa	pa/3o	r/3o	nr/br	lb/nr	br/r	-5	+5	+1	T	X	!	-5	+5	+1	br/pa	pa/3o	r/3o	nr/br	lb/nr	br/r
0.39	4.50	0.62	0.86	0.58	2.80	4	4	3	160	10	6	6	4	3	0.35	4.11	0.33	0.77	0.70	4.33

BRO Hitting — gm 5

#	st	ACR	ACW	R	PA	O	BR	player
A	4	+0.019	-0.322	0.506	4'	2	2	Jim Gilliam S
B	6	-0.942	-0.019	-0.417	4	4	1	Pee Wee Reese R
C	8	+2.199	+0.758	2.405	4+		3	Duke Snider L
D	2	-0.921	-0.638	-0.507	4	4	1	Roy Campanella R
E	9	-0.653	-0.323	0.128	4	3	1	Carl Furillo R
F	3	+0.383	+0.747	0.820	4'	3	2	Gil Hodges R
G	5	+0.054	-0.026	0.676	4'	2	2	Jackie Robinson R
H	7	+1.120	+3.131	1.414	4'	3	1	Sandy Amoros L
I	1	-0.224	+0.156	0.108	2	1	1	Roger Craig R
J	I	-1.065	-0.038	-0.133	2	2		Clem Labine R

NYA Hitting — gm 5

#	st	ACR	ACW	R	PA	O	BR	player
a	7	+0.141	-0.426	1.001	5	5	2	Elston Howard R
b	8	-2.168	-1.918	-1.086	4-		4	Irv Noren L
c	5	+0.043	+0.123	0.378	4.	2	2	Gil McDougald R
d	2	+0.961	+0.680	1.271	4	2	2	Yogi Berra L
e	9	-0.526	+0.196	0.101	4.	3	1	Joe Collins L
f	3	+1.179	+2.436	1.532	4	1	3	Eddie Robinson L
g	4	+0.513	+0.086	0.891	4	2	2	Billy Martin R
h	6	-3.491	-8.553	-0.636	1.		1	Phil Rizzuto R
i	1	-2.401	-3.519	-0.903	2.		2	Bob Grim R
j	h.	-2.154	-2.379	-0.445	1.		1	Bill Skowron R
k	h.	-1.044	-0.353	-0.189	1.		1	Jerry Coleman R
l	i.	+4.255	+2.211	1.085	1		1	Bob Cerv R
n	f.	+0.000					1	Tom Carroll R
o	f.	+0.000						Hank Bauer R
p	h.	-1.086	-0.383	0	1.		1	Andy Carey R
q	i.	-0.787	-0.527	0	1.		1	Tommy Byrne L

BRO Pitching — gm 5

#	st	ACOR	ACW	R	PA	O	BR	player
I	1	-1.261	+0.275	2.564	28,	18	11	Roger Craig R
J	I	-4.477	+0.560	0.436	9'	9	2	Clem Labine R

NYA Pitching — gm 5

#	st	ACOR	ACW	R	PA	O	BR	player
i	1	+1.007	-0.382	4	26-	18	10	Bob Grim R
m	i	-0.403	-0.353	1	10.	6	4	Bob Turley R

BRO pa	o	br	R	ro	xo	nr	lb	Game 6 pa	o	br	r	ro	xo	nr	lb	NYA pa	o	br	R	ro	xo	nr	lb
35	27	9	1	26	1	8	7	71	51	22	6	49	2	20	14	36	24	13	5	23	1	12	7

br/pa	pa/3o	r/3o	nr/br	lb/nr	br/r	-5	+5	+1	T	X	!	-5	+5	+1	br/pa	pa/3o	r/3o	nr/br	lb/nr	br/r
0.26	3.89	0.11	0.89	0.88	9.00	3	1	1	154	4	2	4	4	2	0.36	4.50	0.62	0.92	0.58	2.60

BRO Hitting — gm 6

#	st	ACR	ACW	R	PA	O	BR	player
a	4-	-0.087	-0.479	0.339	4.	3	2	Jim Gilliam S
b	6	-0.528	-0.428	-0.127	4.	2	1	Pee Wee Reese R
c	8	-0.396	-0.973	0	1.		1	Duke Snider L
d	2	-0.360	-0.200	0.226	4.	3	1	Roy Campanella R
e	9	+1.046	+0.302	1.340	4	3	2	Carl Furillo R
f	3	-0.583	-0.205	-0.114	4.	4	1	Gil Hodges R
g	5	-1.960	-0.578	-1.209	4-		3	Jackie Robinson R
h	7-	-0.141	-0.420	0.511	4.	3	1	Sandy Amoros L
j	i	-0.675	-0.197	0	2.		2	Russ Meyer R
k	c:	-0.310	-0.088	0.252	3.	2	1	Don Zimmer R
l	i.	-1.269	-0.418	-0.219	1.		1	Frank Kellert R

NYA Hitting — gm 6

#	st	ACR	ACW	R	PA	O	BR	player
A	6	-0.037	+0.691	0.504	4'	3	1	Phil Rizzuto R
B	4	+0.506	-0.115	0.987	4'	3	2	Billy Martin R
C	5	-0.678	+0.344	-0.283	4	3	1	Gil McDougald R
D	2	+1.925	+1.738	2.152	4+	2	3	Yogi Berra L
E	9	+1.353	+0.692	1.503	4'		3	Hank Bauer R
F	3	+3.644	+1.829	1.818	2'		1	Bill Skowron R
G	8	-1.723	-0.231	-1.060	4	3	1	Bob Cerv R
H	7	-0.987	+0.019	-0.272	4		4	Elston Howard R
I	1	-0.655	-0.001	-0.113	4		4	Whitey Ford L
J	F:	-0.704	+0.025	-0.238	2		1	Joe Collins L
K	H-	+0.000						Irv Noren L

BRO Pitching — gm 6

#	st	ACOR	ACW	R	PA	O	BR	player
i	1	+30.409	-2.608	5.106	6,-	1	5	Karl Spooner L
j	i	-4.677	+0.006	-0.106	22	17	6	Russ Meyer R
m	i	-4.663	-0.092	0	8	6	2	Ed Roebuck R

NYA Pitching — gm 6

#	st	ACOR	ACW	R	PA	O	BR	player
I	1	-3.702	+0.284	1	35+	27	9	Whitey Ford L

BRO vs NYA 1955 WS

BRO pa o br R ro xo nr lb								Game 7 pa o br r ro xo nr lb								NYA pa o br R ro xo nr lb								
37 27 11 2 26 1 10 8								72 54 20 2 52 2 18 16								35 27 9 0 26 1 8 8								
br/pa		pa/3o	r/3o	nr/br	lb/nr	br/r		-.5	+.5	+1	T	X	!	-.5	+.5	+1	br/pa		pa/3o	r/3o	nr/br	lb/nr	br/r	
0.30		4.11	0.22	0.91	0.80	5.50	1	2	0		164	13	7	3	3	0	0.26		3.89	0.00	0.89	1.00	#	

BRO Hitting — gm 7

#	st	ACR	ACW	R	PA	O	BR	player
a	7	-0.688	-0.299	-0.181	5	4	2	Jim Gilliam S
b	6	-0.075	-0.406	0.306	4	3	1	Pee Wee Reese R
c	8	+0.108	-0.344	0.744	4	3	1	Duke Snider L
d	2	-0.009	+1.010	0.543	4	3	1	Roy Campanella R
e	9	-0.485	-1.157	-0.046	4	3	1	Carl Furillo R
f	3	+0.755	+3.297	1.118	4	2	2	Gil Hodges R
g	5	-0.054	-0.752	0.142	4	2	2	Don Hoak R
h	4	-1.002	-2.265	0	2	2		Don Zimmer R
i	1	-1.115	-0.941	-0.443	4	4		Johnny Podres L
j	h.	-3.009	-3.125	-0.661	1	1		George Shuba L
k	h.	+1.810	+0.569	0.478	1	1		Sandy Amoros L

BRO Pitching — gm 7

#	st	ACOR	ACW	R	PA	O	BR	player
i	1	-4.724	+1.131	0	35+	27	9	Johnny Podres L

BRO Hitting — RS

ACR	ACW	PA	BR	/pa	w	l	player
+0.501	+0.963	653>	275	0.42	21	5	Duke Snider L
+0.432	+0.831	125	51	0.41	5	1	Don Newcombe R
+0.342	+0.699	522	202	0.39	17	3	Roy Campanella R
+0.330	+0.281	91	34	0.37	3		Frank Kellert R
+0.211	+0.328	578	225	0.39	8	9	Carl Furillo R
+0.188	+0.228	642	247	0.38	12	7	Gil Hodges R
+0.081	-0.046	652	243	0.37	7	3	Pee Wee Reese R
+0.067	+0.756	64	27	0.42	1		George Shuba L
+0.058	+0.275	455	168	0.37	1	3	Sandy Amoros L
+0.023	+0.071	390	150	0.38	4	1	Jackie Robinson R
-0.022	+0.215	309	88	0.28	3	6	Don Zimmer R
-0.022	+0.046	627	226	0.36	8	8	Jim Gilliam S
-0.051	+0.081	332	120	0.36	4	1	Don Hoak R
-0.197	-0.189	68	20	0.29			Johnny Podres L
-0.324	-0.070	37	6	0.16	1		Clem Labine R
-0.331	-1.062	76	17	0.22	2		Carl Erskine R
-0.686	-0.612	50	8	0.16			Billy Loes R
-0.730	-1.087	30	3	0.10	1		Russ Meyer R
-1.076	-1.068	28	3	0.11		1	Roger Craig R
-1.138	-1.324	23	3	0.13			Don Bessent R

NYA Hitting — gm 7

#	st	ACR	ACW	R	PA	O	BR	player
A	6	+0.181	+0.007	0.648	4	3	2	Phil Rizzuto R
B	4	+0.092	+0.474	0.472	4	2	2	Billy Martin R
C	5	+0.915	+1.014	1.142	4	2	2	Gil McDougald R
D	2	-1.616	-2.463	-0.849	4	3	1	Yogi Berra L
E	9	-1.480	-2.750	-0.929	4	4		Hank Bauer R
F	3	-0.588	-0.813	0.090	4	3	1	Bill Skowron R
G	8	-1.072	-2.305	-0.573	4	4		Bob Cerv R
H	7	-0.469	-1.845	0.159	4	3	1	Elston Howard R
I	1	-0.675	-2.103	0	2	2		Tommy Byrne L
K	I.	-0.875	-0.660	-0.159	1	1		Mickey Mantle S

NYA Pitching — gm 7

#	st	ACOR	ACW	R	PA	O	BR	player
I	1	-0.692	+0.158	2.334	23,-	16	7	Tommy Byrne L
J	I	-6.342	+0.404	-0.334	6	5	2	Bob Grim R
L	I	-4.663	+0.058	0	8	6	2	Bob Turley R

NYA Hitting — RS

ACR	ACW	PA	BR	/pa	w	l	player
+0.713	+0.277	96	40	0.42	1	1	Bob Cerv R
+0.466	+0.657	638>	279	0.44	19	9	Mickey Mantle S
+0.204	-0.114	314	117	0.37	6	3	Bill Skowron R
+0.201	+0.487	615	222	0.36	19	8	Yogi Berra L
+0.170	+0.049	215	77	0.36	7	4	Eddie Robinson L
+0.155	+0.325	562	213	0.38	6	1	Hank Bauer R
+0.131	+0.059	423	139	0.33	8	8	Irv Noren L
+0.053	+0.390	305	100	0.33	5	3	Elston Howard R
+0.048	+0.208	615	224	0.36	7	5	Gil McDougald R
+0.042	-0.019	330	111	0.34	6	2	Joe Collins L
+0.028	+0.059	181	63	0.35		2	Phil Rizzuto R
+0.012	+0.380	45	12	0.27			Don Larsen R
-0.010	+0.191	570	185	0.32	9	5	Andy Carey R
-0.093	-0.771	80	28	0.35	2	1	Billy Martin R
-0.289	-0.597	89	25	0.28		1	Tommy Byrne L
-0.314	-0.522	112	37	0.33		1	Jerry Coleman R
-0.325	-0.691	6	2	0.33			Tom Carroll R
-0.376	-0.294	100	26	0.26			Whitey Ford L
-0.552	-0.488	98	21	0.21			Bob Turley R
-0.607	-0.737	31	5	0.16			Bob Grim R

BRO vs NYA 1955 WS

BRO RS hitting vs L R

player	LACR	Lpa	RACR	Rpa
Clem Labine R	+3.924	3	-0.699	34
Billy Loes R	+0.679	4	-0.835	46
Roger Craig R	+0.000		-1.076	28
Gil Hodges R	+0.890	53	+0.116	589
Pee Wee Reese R	+0.532	48	+0.021	604
Johnny Podres L	+0.266	5	-0.244	63
Roy Campanella R	+0.636	46	+0.297	476
Jackie Robinson R	+0.271	23	-0.032	367
Don Zimmer R	+0.117	25	-0.039	284
Carl Furillo R	+0.223	40	+0.209	538
Jim Gilliam S	-0.123	49	-0.022	578
Sandy Amoros L	-0.094	30	+0.042	425
Duke Snider L	+0.354	63	+0.524	590
Don Hoak R	-0.249	26	-0.033	306
Carl Erskine R	-0.636	5	-0.342	71
Frank Kellert R	+0.068	26	+0.435	65
Russ Meyer R	-1.079	2	-0.705	28
Don Bessent R	-1.687	4	-1.022	19
Don Newcombe R	-0.438	7	+0.450	118
George Shuba L	-2.292	1	+0.105	63

NYA RS hitting vs L R

player	LACR	Lpa	RACR	Rpa
Tom Carroll R	+0.406	2	-0.691	4
Bob Grim R	-0.436	17	-0.815	14
Don Larsen R	+0.263	9	-0.050	36
Bill Skowron R	+0.385	113	+0.112	201
Hank Bauer R	+0.263	196	+0.053	366
Phil Rizzuto R	+0.113	53	-0.066	128
Bob Turley R	-0.433	24	-0.580	74
Andy Carey R	+0.078	163	-0.062	407
Mickey Mantle S	+0.554	186	+0.415	452
Eddie Robinson L	+0.241	51	+0.147	164
Elston Howard R	+0.092	159	+0.040	146
Tommy Byrne L	-0.279	16	-0.316	73
Bob Cerv R	+0.663	50	+0.641	46
Gil McDougald R	+0.067	185	+0.047	430
Yogi Berra L	+0.215	173	+0.195	442
Jerry Coleman R	-0.445	27	-0.225	85
Irv Noren L	-0.216	38	+0.143	385
Whitey Ford L	-0.635	37	-0.230	63
Joe Collins L	-0.366	45	+0.115	285
Billy Martin R	-0.574	27	+0.160	53

BRO 1955 ERD probabilities

player	%	-5	-2	-0	+0	+2	+5	+1	si
Pee Wee Reese R	7	33	60	40	34	13	5	24	
Duke Snider L	7	34	55	44	34	18	11	39	
Carl Furillo R	8	37	59	40	34	15	8	32	
Gil Hodges R	7	39	60	40	32	14	9	31	
Roy Campanella R	8	42	59	41	34	17	12	40	
Sandy Amoros L	6	41	59	40	33	13	5	24	
Jackie Robinson R	8	40	58	42	30	11	4	19	
Jim Gilliam S	6	41	59	39	31	10	4	18	
Don Hoak R	7	43	60	39	31	9	3	16	
Don Zimmer R	9	46	69	31	26	15	9	32	

NYA 1955 ERD probabilities

player	%	-5	-2	-0	+0	+2	+5	+1	si
Mickey Mantle S	5	35	54	45	37	17	9	35	
Phil Rizzuto R	6	33	59	40	31	11	3	18	
Hank Bauer R	5	39	59	41	33	13	5	24	
Gil McDougald R	4	36	61	38	30	10	5	19	
Joe Collins L	7	37	64	36	30	12	8	28	
Eddie Robinson L	12	40	62	38	32	13	10	32	
Yogi Berra L	8	39	62	38	30	16	9	34	
Bill Skowron R	12	42	60	39	32	17	10	37	
Irv Noren L	6	40	65	35	30	13	6	26	
Andy Carey R	5	39	66	34	29	12	5	22	
Elston Howard R	7	41	67	33	29	14	7	27	

BRO 1955 Baserunning

player	BCR	PA
Russ Meyer R	+1.359	3
Don Bessent R	+0.863	6
Johnny Podres L	+0.420	63
Jim Gilliam S	+0.348	446
Carl Erskine R	+0.251	56
Pee Wee Reese R	+0.183	497
Roy Campanella R	+0.066	340
Duke Snider L	+0.065	447
George Shuba L	+0.060	36
Clem Labine R	-0.007	8
Don Hoak R	-0.045	246
Don Zimmer R	-0.076	157
Jackie Robinson R	-0.077	291
Roger Craig R	-0.083	14
Sandy Amoros L	-0.085	355
Frank Kellert R	-0.145	57
Don Newcombe R	-0.156	70
Carl Furillo R	-0.187	446
Gil Hodges R	-0.315	449
Billy Loes R	-0.367	21
Karl Spooner L	-0.707	15
Ed Roebuck R	-1.269	1

NYA 1955 Baserunning

player	BCR	PA
Rip Coleman L	+1.411	8
Tom Morgan R	+1.029	12
Tom Sturdivant R	+0.803	3
Bob Cerv R	+0.363	81
Bob Turley R	+0.279	42
Jerry Coleman R	+0.268	79
Hank Bauer R	+0.156	418
Bill Skowron R	+0.120	225
Whitey Ford L	+0.110	52
Joe Collins L	+0.094	200
Mickey Mantle S	+0.091	476
Andy Carey R	+0.087	388
Yogi Berra L	+0.047	393
Irv Noren L	-0.022	277
Phil Rizzuto R	-0.043	156
Billy Martin R	-0.051	72
Gil McDougald R	-0.074	461
Eddie Robinson L	-0.089	92
Elston Howard R	-0.246	179
Tommy Byrne L	-0.428	43
Bob Grim R	-0.441	10
Tom Carroll R	-0.442	38
Don Larsen R	-0.474	18
Johnny Kucks R	-1.643	6

BRO vs NYA 1955 WS

BRO 1955 Catching

player	FCOR	PA
Roy Campanella R	-0.135	4585

BRO 1955 Infielding

player	FCOR	PA
Jackie Robinson R	-0.282	3255
Jim Gilliam S	-0.196	3630
Gil Hodges R	+0.017	5331
Pee Wee Reese R	+0.088	5501
Don Zimmer R	+0.431	3012
Don Hoak R	+0.504	2779
Frank Kellert R	+0.568	676

BRO 1955 Outfielding

player	FCOR	PA
Jackie Robinson R	-1.101	251
Sandy Amoros L	-0.252	4016
Duke Snider L	+0.014	5596
Carl Furillo R	+0.058	5406
Gil Hodges R	+0.120	514
Jim Gilliam S	+0.499	1681
George Shuba L	+1.313	263

BRO Pitching — RS

ACOR	ACW	PA	O	pa/3	w	l	cg	player
-2.088	+0.548	255	190	4.03	5	1	1	Don Bessent R
-1.151	+0.012	388	272	4.28	6	3	3	Roger Craig R
-0.955	-0.156	592	433	4.10	9	6	1	Clem Labine R
-0.650	+0.067	807	584	4.15	11	9	6	Carl Erskine R
-0.640	-0.035	943>	701	4.04	22	6	17	Don Newcombe R
-0.606	-0.210	539	384	4.21	11	4	6	Billy Loes R
-0.352	-0.087	684	478	4.29	10	8	5	Johnny Podres L
-0.336	-0.092	420	296	4.26	8	5	2	Karl Spooner L
+0.668	+0.045	327	219	4.48	9	1	2	Russ Meyer R
+1.366	-0.221	369	252	4.39	2	5		Ed Roebuck R

BRO 1955 ERD probabilities

player	%	-.5	-.2	-0	+0	+2	+5	+1	si
Don Bessent R	7	47	70	30	24	8	6	20	
Clem Labine R	6	43	68	32	26	10	5	21	
Roger Craig R	7	43	65	35	28	11	4	19	
Johnny Podres L	6	44	66	34	28	10	5	20	
Russ Meyer R	8	40	63	37	33	13	6	26	
Carl Erskine R	6	42	68	32	27	11	6	24	
Billy Loes R	6	39	67	33	27	11	7	25	
Don Newcombe R	6	40	70	30	24	11	6	23	
Karl Spooner L	7	40	66	34	30	12	6	23	
Ed Roebuck R	9	43	63	37	30	15	8	31	

NYA 1955 Catching

player	FCOR	PA
Yogi Berra L	-0.220	5494
Hank Bauer R	+2.267	5
Elston Howard R	+2.469	220

NYA 1955 Infielding

player	FCOR	PA
Billy Martin R	-0.412	1008
Joe Collins L	-0.398	2066
Phil Rizzuto R	-0.266	2158
Bill Skowron R	-0.108	2466
Gil McDougald R	-0.076	5568
Andy Carey R	+0.005	5012
Jerry Coleman R	+0.271	1182
Eddie Robinson L	+0.343	1564
Mickey Mantle S	+0.548	11
Tom Carroll R	+2.730	76

NYA 1955 Outfielding

player	FCOR	PA
Hank Bauer R	-0.320	4758
Irv Noren L	-0.134	3937
Elston Howard R	-0.076	2494
Mickey Mantle S	-0.024	5496
Bob Cerv R	+0.075	661
Joe Collins L	+0.737	899

NYA Pitching — RS

ACOR	ACW	PA	O	pa/3	w	l	cg	player
-1.652	+0.140	1024>	761	4.04	21	6	18	Whitey Ford L
-1.556	-0.100	285	205	4.17	1			Tom Sturdivant R
-1.084	+0.163	1073	740	4.35	18	10	13	Bob Turley R
-0.850	+0.187	412	291	4.25	9	2	5	Don Larsen R
-0.417	+0.094	689	480	4.31	15	8	9	Tommy Byrne L
-0.316	+0.083	537	380	4.24	10	6	3	Johnny Kucks R
+0.021	+0.000	307	216	4.26	5	6		Tom Morgan R
+0.600	-0.346	398	277	4.31	6	6	1	Bob Grim R
+1.535	+0.095	139	87	4.79	2	2		Rip Coleman L

NYA 1955 ERD probabilities

player	%	-.5	-.2	-0	+0	+2	+5	+1	si
Tom Sturdivant R	13	41	66	34	28	12	6	24	
Whitey Ford L	8	42	69	31	25	9	4	18	
Bob Turley R	7	44	64	36	29	9	4	17	
Tommy Byrne L	7	42	65	35	29	10	5	20	
Tom Morgan R	10	42	65	35	29	13	6	25	
Don Larsen R	6	42	67	33	27	10	7	23	
Johnny Kucks R	7	40	66	34	29	13	4	22	
Bob Grim R	8	38	65	35	28	14	7	27	
Rip Coleman L	8	34	57	43	38	17	5	26	

BRO vs NYA 1955 WS

BRO Hitting — WS

ACR	ACW	PA	BR	/pa	w	l	player
+0.762	+1.274	17*	9	0.53			Sandy Amoros L
+0.343	+0.161	28	10	0.36	1	1	Duke Snider L
+0.286	-0.373	5	3	0.60			Don Hoak R
+0.207	+0.475	32	15	0.47			Jim Gilliam S
+0.177	+0.329	31	12	0.39			Carl Furillo R
+0.144	+0.640	31	10	0.32	1		Roy Campanella R
+0.035	+0.697	29	10	0.34	2		Gil Hodges R
-0.056	+0.294	12	4	0.33			Don Zimmer R
-0.116	-0.428	31	11	0.35		1	Pee Wee Reese R
-0.224	+0.156	2	1	0.50			Roger Craig R
-0.322	-0.064	24	7	0.29		1	Jackie Robinson R
-0.479	-0.355	1	0	0.00			Don Bessent R
-0.675	-0.197	2	0	0.00			Russ Meyer R
-0.675	-1.315	1	0	0.00			Billy Loes R
-0.753	-0.121	8	1	0.12			Johnny Podres L
-0.999	-2.219	3	0	0.00			Don Newcombe R
-1.611	-0.238	4	0	0.00			Clem Labine R
-1.611	-5.193	1	0	0.00			Carl Erskine R
-1.900	-1.006	3	1	0.33			Frank Kellert R
-3.009	-3.125	1	0	0.00			George Shuba L

NYA Hitting — WS

ACR	ACW	PA	BR	/pa	w	l	player
+1.905	+0.415	2	1	0.50			Andy Carey R
+1.557	+2.289	6>	5	0.83			Eddie Robinson L
+0.355	+1.441	18	8	0.44	1		Joe Collins L
+0.282	+0.122	12	4	0.33			Bill Skowron R
+0.261	+0.705	26	11	0.42			Billy Martin R
+0.226	+0.237	14	6	0.43		1	Hank Bauer R
+0.221	+0.194	28	13	0.46	1		Yogi Berra L
+0.148	-1.218	6	1	0.17	1		Tommy Byrne L
+0.049	+0.035	20	9	0.45		1	Phil Rizzuto R
-0.118	+0.220	29	9	0.31			Gil McDougald R
-0.179	+0.449	28	6	0.21		1	Elston Howard R
-0.379	+0.598	7	1	0.14			Whitey Ford L
-0.482	-0.177	10	2	0.20			Mickey Mantle S
-0.814	-0.088	3	0	0.00			Jerry Coleman R
-0.921	-0.812	16	2	0.12			Bob Cerv R
-1.168	-1.862	17	3	0.18		1	Irv Noren L
-1.245	-2.539	2	0	0.00			Don Larsen R
-1.685	-3.117	1	0	0.00			Bob Turley R
-2.401	-3.519	2	0	0.00			Bob Grim R

BRO Pitching — WS

ACOR	ACW	PA	O	pa/3	w	l	cg	player
-4.783	+0.204	12	10	3.60				Don Bessent R
-4.677	+0.006	22	17	3.88				Russ Meyer R
-4.663	-0.092	8	6	4.00				Ed Roebuck R
-3.530	+0.370	34	28	3.64	1			Clem Labine R
-3.442	+0.585	70*	54	3.89	2		2	Johnny Podres L
-1.261	+0.275	28	18	4.67	1			Roger Craig R
+3.631	-1.760	14	9	4.67				Carl Erskine R
+5.287	-0.913	18	11	4.91		1		Billy Loes R
+5.304	-1.346	25	17	4.41		1		Don Newcombe R
+7.906	-0.924	16	10	4.80		1		Karl Spooner L

NYA Pitching — WS

ACOR	ACW	PA	O	pa/3	w	l	cg	player
-2.993	-0.031	17	11	4.64				Tom Morgan R
-1.914	+0.256	56>	43	3.91	1	1	1	Tommy Byrne L
-1.213	-0.060	72	51	4.24	2		1	Whitey Ford L
-0.848	-0.026	36	26	4.15		1		Bob Grim R
+0.818	-0.168	16	9	5.33				Tom Sturdivant R
+2.102	-0.338	14	9	4.67				Johnny Kucks R
+3.420	-0.874	28	16	5.25		1		Bob Turley R
+4.762	-1.782	19	12	4.75		1		Don Larsen R
+6.858	-0.282	8	3	8.00				Rip Coleman L

BRO Hitting — Career

ACR	rank / 2348	player
+0.285	33	Duke Snider L
+0.224	103	Jackie Robinson R
+0.165	240	Gil Hodges R
+0.158	269	Roy Campanella R
+0.125	427	Carl Furillo R
+0.081	691	Pee Wee Reese R
+0.051	929	Jim Gilliam S
+0.045	978	Don Hoak R
-0.126	2175	Don Zimmer R

NYA Hitting — Career

ACR	rank / 2348	player
+0.418	7	Mickey Mantle S
+0.219	116	Yogi Berra L
+0.155	278	Bob Cerv R
+0.147	321	Eddie Robinson L
+0.137	362	Bill Skowron R
+0.122	440	Irv Noren L
+0.119	463	Hank Bauer R
+0.102	564	Gil McDougald R
+0.090	628	Joe Collins L
+0.062	844	Elston Howard R
+0.015	1271	Andy Carey R
+0.011	1311	Phil Rizzuto R
-0.052	1783	Jerry Coleman R
-0.105	2093	Billy Martin R

BRO vs NYA 1955 WS

BRO Hitting for wins — Career

ACW	rank / 2342	player
+0.641	29	Duke Snider L
+0.485	110	Jackie Robinson R
+0.448	160	Roy Campanella R
+0.353	327	Gil Hodges R
+0.259	601	Pee Wee Reese R
+0.220	765	Carl Furillo R
+0.109	1273	Jim Gilliam S
+0.108	1278	Don Hoak R
-0.193	2235	Don Zimmer R

BRO Pitching — Career

ACOR	rank / 2194	player
-0.600	315	Don Newcombe R
-0.316	656	Carl Erskine R
-0.291	695	Johnny Podres L
-0.287	701	Clem Labine R
-0.108	1001	Billy Loes R
-0.067	1062	Ed Roebuck R
-0.041	1116	Russ Meyer R
+0.066	1282	Roger Craig R

BRO Pitching for wins — Career

ACW	rank / 2189	player
+0.038	278	Johnny Podres L
-0.065	842	Don Newcombe R
-0.072	892	Carl Erskine R
-0.079	944	Ed Roebuck R
-0.091	1033	Billy Loes R
-0.124	1279	Russ Meyer R
-0.136	1373	Roger Craig R
-0.138	1378	Clem Labine R

BRO Baserunning — Career

BCR	rank / 1572	player
+0.120	54	Jackie Robinson R
+0.104	82	Jim Gilliam S
+0.050	360	Don Hoak R
+0.037	450	Pee Wee Reese R
-0.034	1064	Carl Furillo R
-0.047	1145	Roy Campanella R
-0.048	1156	Duke Snider L
-0.082	1360	Gil Hodges R
-0.165	1550	Don Zimmer R

BRO Catching — Career

FCOR	rank / 407	player
-0.026	195	Roy Campanella R

NYA Hitting for wins — Career

ACW	rank / 2342	player
+0.710	11	Mickey Mantle S
+0.432	179	Yogi Berra L
+0.312	433	Gil McDougald R
+0.298	475	Bob Cerv R
+0.278	543	Eddie Robinson L
+0.224	746	Joe Collins L
+0.202	833	Bill Skowron R
+0.201	836	Irv Noren L
+0.172	967	Hank Bauer R
+0.083	1394	Andy Carey R
+0.058	1513	Elston Howard R
-0.015	1817	Phil Rizzuto R
-0.059	1971	Jerry Coleman R
-0.150	2187	Billy Martin R

NYA Pitching — Career

ACOR	rank / 2194	player
-0.944	121	Whitey Ford L
-0.242	770	Bob Turley R
-0.172	883	Tom Morgan R
-0.168	895	Tom Sturdivant R
-0.014	1154	Bob Grim R
+0.093	1339	Don Larsen R
+0.210	1513	Tommy Byrne L
+0.438	1787	Johnny Kucks R

NYA Pitching for wins — Career

ACW	rank / 2189	player
+0.120	78	Whitey Ford L
+0.032	308	Bob Turley R
-0.035	661	Don Larsen R
-0.069	873	Tom Sturdivant R
-0.074	907	Tommy Byrne L
-0.116	1216	Johnny Kucks R
-0.138	1384	Bob Grim R
-0.257	1952	Tom Morgan R

NYA Baserunning — Career

BCR	rank / 1572	player
+0.116	62	Mickey Mantle S
+0.110	72	Hank Bauer R
+0.072	219	Phil Rizzuto R
+0.071	226	Yogi Berra L
+0.067	243	Billy Martin R
+0.028	521	Irv Noren L
+0.024	566	Andy Carey R
-0.020	968	Elston Howard R
-0.048	1157	Gil McDougald R
-0.058	1226	Bill Skowron R
-0.128	1504	Eddie Robinson L

NYA Catching — Career

FCOR	rank / 407	player
-0.137	95	Yogi Berra L
+0.015	241	Elston Howard R

BRO vs NYA 1955 WS

BRO Infielding — Career

FCOR	rank / 1407	player
-0.092	425	Don Zimmer R
-0.021	669	Jim Gilliam S
-0.012	695	Gil Hodges R
-0.003	736	Jackie Robinson R
+0.031	866	Don Hoak R
+0.132	1148	Pee Wee Reese R

BRO Outfielding — Career

FCOR	rank / 1075	player
-0.062	376	Sandy Amoros L
+0.024	620	Carl Furillo R
+0.074	724	Duke Snider L

BRO Hall of fame

x	rank / 17364	player
4062	54	Duke Snider L
3046	115	Jackie Robinson R
2156	240	Gil Hodges R
1850	343	Roy Campanella R
1688	406	Pee Wee Reese R
1523	503	Carl Furillo R
1439	560	Jim Gilliam S
1055	1075	Sandy Amoros L
1044	1103	Don Hoak R
961	1350	George Shuba L
851	1967	Don Newcombe R
804	2466	Don Bessent R
738	3877	Johnny Podres L
736	3933	Frank Kellert R
720	4649	Karl Spooner L
672	8614	Ed Roebuck R
578	13750	Clem Labine R
562	14247	Carl Erskine R
514	15523	Billy Loes R
454	16408	Russ Meyer R
388	16885	Roger Craig R
293	17232	Don Zimmer R

BRO MVP — Career

player	award	year
Gil Hodges R	B vs RHP	1952
Clem Labine R	WS	1956
Don Newcombe R	RHP	1956
Johnny Podres L	WS	1955
Johnny Podres L	LHP	1957
Duke Snider L	WS	1952
Duke Snider L	B vs RHP	1953
Duke Snider L	B vs RHP	1955

NYA Infielding — Career

FCOR	rank / 1407	player
-0.201	185	Eddie Robinson L
-0.194	197	Jerry Coleman R
-0.114	375	Andy Carey R
-0.084	459	Billy Martin R
-0.080	473	Bill Skowron R
-0.030	629	Gil McDougald R
-0.030	626	Joe Collins L
+0.043	904	Phil Rizzuto R

NYA Outfielding — Career

FCOR	rank / 1075	player
-0.257	106	Irv Noren L
-0.170	190	Hank Bauer R
-0.025	466	Mickey Mantle S
+0.036	656	Bob Cerv R

NYA Hall of fame

x	rank / 17364	player
8191	6	Mickey Mantle S
3778	63	Yogi Berra L
1818	355	Hank Bauer R
1506	512	Bill Skowron R
1492	520	Eddie Robinson L
1467	541	Gil McDougald R
1344	645	Whitey Ford L
1329	656	Irv Noren L
1249	754	Joe Collins L
1141	906	Bob Cerv R
1006	1196	Elston Howard R
890	1707	Andy Carey R
801	2500	Phil Rizzuto R
694	6988	Bob Turley R
657	9614	Jerry Coleman R
652	9922	Don Larsen R
594	13122	Tom Sturdivant R
584	13539	Tommy Byrne L
577	13786	Bob Grim R
538	14981	Tom Carroll R
534	15088	Tom Morgan R
508	15640	Billy Martin R
485	16004	Rip Coleman L
475	16144	Johnny Kucks R

NYA MVP — Career

player	award	year
Whitey Ford L	WS	1960
Whitey Ford L	WS	1961
Whitey Ford L	LHP	1955
Whitey Ford L	LHP	1958
Mickey Mantle S	B vs RHP	1956
Mickey Mantle S	B vs RHP	1962
Mickey Mantle S	B vs LHP	1956
Mickey Mantle S	B vs LHP	1957
Mickey Mantle S	B vs LHP	1960
Mickey Mantle S	B vs LHP	1961
Mickey Mantle S	B vs LHP	1964
Billy Martin R	WS	1953
Bob Turley R	RHP	1955

1955 WS

BRO

Sandy Amoros: BRO 1952, 1954-1957 (RS, WS) <7, 8, 9, 11, 12>; LAN 1959-1960 (RS) <8, 9, 11>; DET 1960 (RS) <7, 8, 11, 12>

Don Bessent: BRO 1955-1957 (RS, WS) <1>; LAN 1958 (RS) <1>

Roy Campanella: BRO 1948-1957 (RS, WS) <2, 11, 12>

Roger Craig: BRO 1955-1957 (RS, WS) <1>; LAN 1958-1961 (RS, WS) <1>; NYN 1962-1963 (RS) <1>; SLN 1964 (RS, WS) <1>; CIN 1965 (RS) <1>; PHI 1966 (RS) <1>

Carl Erskine: BRO 1948-1957 (RS, WS) <1, 12>; LAN 1958-1959 (RS) <1, 12>

Carl Furillo: BRO 1946-1957 (RS, WS) <7, 8, 9, 11, 12>; LAN 1958-1960 (RS, WS) <7, 8, 9, 11, 12>

Jim Gilliam: BRO 1953-1957 (RS, WS) <4, 7, 8, 9, 11, 12>; LAN 1958-1966 (RS, WS) <3, 4, 5, 7, 8, 9, 11, 12>

Don Hoak: BRO 1954-1955 (RS, WS) <5, 11, 12>; CHN 1956 (RS) <5, 11, 12>; CIN 1957-1958 (RS) <4, 5, 6, 11>; PIT 1959-1962 (RS, WS) <5, 11, 12>; PHI 1963-1964 (RS) <5, 11, 12>

Gil Hodges: BRO 1943, 1947-1957 (RS, WS) <2, 3, 4, 5, 7, 8, 9, 11, 12>; LAN 1958-1961 (RS, WS) <2, 3, 5, 7, 9, 11, 12>; NYN 1962-1963 (RS) <3, 11>

Frank Kellert: SLA 1953 (RS) <3, 11>; BAL 1954 (RS) <3, 11>; BRO 1955 (RS, WS) <3, 11, 12>; CHN 1956 (RS) <3, 11>

Clem Labine: BRO 1950-1957 (RS, WS) <1, 12>; LAN 1958-1960 (RS, WS) <1>; DET 1960 (RS) <1>; PIT 1960-1961 (RS, WS) <1>; NYN 1962 (RS) <1>

Billy Loes: BRO 1950, 1952-1956 (RS, WS) <1, 12>; BAL 1956-1959 (RS) <1>; SFN 1960-1961 (RS) <1>

Russ Meyer: CHN 1946-1948, 1956 (RS) <1>; PHI 1949-1952 (RS, WS) <1>; BRO 1953-1955 (RS, WS) <1>; CIN 1956 (RS) <1>; BOS 1957 (RS) <1>; KC1 1959 (RS) <1>

Don Newcombe: BRO 1949-1951, 1954-1957 (RS, WS) <1, 11, 12>; LAN 1958 (RS) <1>; CIN 1958-1960 (RS) <1, 11>; CLE 1960 (RS) <1, 11>

Johnny Podres: BRO 1953-1955, 1957 (RS, WS) <1, 11, 12>; LAN 1958-1966 (RS, WS) <1, 12>; DET 1966-1967 (RS) <1>; SDN 1969 (RS) <1>

Pee Wee Reese: BRO 1940-1942, 1946-1957 (RS, WS) <5, 6, 11, 12>; LAN 1958 (RS) <5, 6, 11, 12>

Jackie Robinson: BRO 1947-1956 (RS, WS) <3, 4, 5, 6, 7, 9, 11, 12>

Ed Roebuck: BRO 1955-1957 (RS, WS) <1>; LAN 1958, 1960-1963 (RS) <1, 11>; WS2 1963-1964 (RS) <1>; PHI 1964-1966 (RS) <1>

George Shuba: BRO 1948-1950, 1952-1955 (RS, WS) <7, 8, 9, 11>

Duke Snider: BRO 1947-1957 (RS, WS) <7, 8, 9, 11>; LAN 1958-1962 (RS, WS) <7, 8, 9, 11, 12>; NYN 1963 (RS) <7, 8, 9, 11>; SFN 1964 (RS) <7, 9, 11>

Karl Spooner: BRO 1954-1955 (RS, WS) <1>

Don Zimmer: BRO 1954-1957 (RS, WS) <4, 5, 6, 11, 12>; LAN 1958-1959, 1963 (RS, WS) <4, 5, 6, 7, 11, 12>; CHN 1960-1961 (RS) <4, 5, 6, 7, 9, 11, 12>; CIN 1962 (RS) <4, 5, 6, 11, 12>; NYN 1962 (RS) <5>; WS2 1963-1965 (RS) <2, 4, 5, 7, 9, 11>

NYA

Hank Bauer: NYA 1948-1959 (RS, WS) <2, 7, 8, 9, 11, 12>; KC1 1960-1961 (RS) <7, 8, 9, 11, 12>

Yogi Berra: NYA 1946-1963 (RS, WS) <2, 3, 5, 7, 9, 11, 12>; NYN 1965 (RS) <2, 11>

Tommy Byrne: NYA 1943, 1946-1951, 1954-1957 (RS, WS) <1, 11, 12>; SLA 1951-1952 (RS) <1, 11, 12>; WS1 1953 (RS) <1, 11>; CHA 1953 (RS) <1, 11>

Andy Carey: NYA 1952-1960 (RS, WS) <4, 5, 6, 7, 11, 12>; KC1 1960-1961 (RS) <5, 11, 12>; CHA 1961 (RS) <5, 11, 12>; LAN 1962 (RS) <5, 11, 12>

Tom Carroll: NYA 1955-1956 (RS, WS) <5, 6, 11, 12>; KC1 1959 (RS) <5, 6, 12>

Bob Cerv: NYA 1951-1956, 1960-1962 (RS, WS) <3, 7, 8, 9, 11, 12>; KC1 1957-1960 (RS) <7, 8, 9, 11, 12>; LAA 1961 (RS) <7, 11>; HOU 1962 (RS) <7, 11>

Jerry Coleman: NYA 1949-1957 (RS, WS) <4, 5, 6, 11, 12>

Rip Coleman: NYA 1955-1956 (RS, WS) <1>; KC1 1957, 1959 (RS) <1>; BAL 1959-1960 (RS) <1>

Joe Collins: NYA 1948-1957 (RS, WS) <3, 7, 8, 9, 11, 12>

Whitey Ford: NYA 1950, 1953-1967 (RS, WS) <1, 11, 12>

Bob Grim: NYA 1954-1958 (RS, WS) <1>; KC1 1958-1959, 1962 (RS) <1>; CLE 1960 (RS) <1>; SLN 1960 (RS) <1>; CIN 1960 (RS) <1>

Elston Howard: NYA 1955-1967 (RS, WS) <2, 3, 7, 9, 11, 12>; BOS 1967-1968 (RS, WS) <2, 11>

Johnny Kucks: NYA 1955-1959 (RS, WS) <1>; KC1 1959-1960 (RS) <1>

Don Larsen: SLA 1953 (RS) <1, 7, 11, 12>; BAL 1954, 1965 (RS) <1, 11>; NYA 1955-1959 (RS, WS) <1, 11, 12>; KC1 1960-1961 (RS) <1, 7, 11>; CHA 1961 (RS) <1>; SFN 1962-1964 (RS, WS) <1, 11>; HOU 1964-1965 (RS) <1, 11>; CHN 1967 (RS) <1>

Mickey Mantle:NYA 1951-1968 (RS,WS) <3,4,5,6,7,8,9,11,12>

Billy Martin:NYA 1950-1953,1955-1957 (RS,WS) <4,5,6,8,11,12>;KC1 1957 (RS) <4,5,6,11,12>;DET 1958 (RS) <5,6,11>;
CLE 1959 (RS) <4,5,12>;CIN 1960 (RS) <4,11,12>;MLN 1961 (RS) <11>;MIN 1961 (RS) <4,6,11>

Gil McDougald:NYA 1951-1960 (RS,WS) <4,5,6,11,12>

Tom Morgan:NYA 1951-1952,1954-1956 (RS,WS) <1>;KC1 1957 (RS) <1>;DET 1958-1960 (RS) <1>;WS1 1960 (RS) <1>;
LAA 1961-1963 (RS) <1>

Irv Noren:WS1 1950-1952 (RS) <3,8,11>;NYA 1952-1956 (RS,WS) <3,7,8,9,11,12>;KC1 1957 (RS) <3,9,11>;
SLN 1957-1959 (RS) <3,7,8,9,11,12>;CHN 1959-1960 (RS) <3,7,8,9,11>;LAN 1960 (RS) <11>

Phil Rizzuto:NYA 1941-1942,1946-1956 (RS,WS) <4,6,11,12>

Eddie Robinson:CLE 1942,1946-1948,1957 (RS,WS) <3,11,12>;WS1 1949-1950 (RS) <3>;CHA 1950-1952 (RS) <3,11>;
PHA 1953 (RS) <3,11>;NYA 1954-1956 (RS,WS) <3,11>;KC1 1956 (RS) <3,11,12>;DET 1957 (RS) <3,11>;BAL 1957 (RS) <11>

Bill Skowron:NYA 1954-1962 (RS,WS) <3,4,5,11,12>;LAN 1963 (RS,WS) <3,5,11>;WS2 1964 (RS) <3,11>;
CHA 1964-1967 (RS) <3,11>;CAL 1967 (RS) <3,11>

Tom Sturdivant:NYA 1955-1959 (RS,WS) <1>;KC1 1959,1963-1964 (RS) <1,12>;BOS 1960 (RS) <1>;WS2 1961 (RS) <1>;
PIT 1961-1963 (RS) <1>;DET 1963 (RS) <1>;NYN 1964 (RS) <1>

Bob Turley:SLA 1953 (RS) <1>;BAL 1954 (RS) <1>;NYA 1955-1962 (RS,WS) <1>;BOS 1963 (RS) <1>;LAA 1963 (RS) <1>

1955

AL		t	%	ACR	ACOR	TAR	X
1	NYA	38	154	62	+0.699	-0.608	+1.307 261
2	CLE	32	154	60	+0.362	-0.296	+0.658 272
3	CHA	28	154	1 58	+0.611	-0.484	+1.095 253
4	BOS	14	154	54	+0.346	-0.376	+0.722 272
5	DET	4	154	51	+0.616	-0.160	+0.776 286
6	KC1	-28	154	1 40	-0.247	+1.494	-1.741 284
7	BAL	-40	154	2 36	-0.621	+0.841	-1.462 269
8	WS1	-48	154	34	-0.463	+0.809	-1.272 259

NL		t	%	ACR	ACOR	TAR	X
1	BRO	43	153	1 63	+0.984	-0.448	+1.432 279
2	MLN	13	145	54	+0.512	+0.088	+0.424 277
3	NY1	3	145	51	+0.003	-0.092	+0.095 277
4	PHI	2	150	50	+0.152	+0.111	+0.041 289
5	CIN	-4	154	48	+0.590	+0.131	+0.459 262
6	CHN	-6	142	1 47	-0.415	+0.031	-0.446 267
7	SLN	-22	142	42	-0.471	+0.384	-0.855 277
8	PIT	-29	133	39	-1.083	+0.401	-1.484 247

AL		rank	last PS	app	WS	win
*	NYA	38	AL #1	WS 1953	1953	1953
1	CLE	32	AL #2	WS 1954	1954	1948
2	CHA	28	AL #3	WS 1919	1919	1917
3	BOS	14	AL #4	WS 1946	1946	1918
4	DET	4	AL #5	WS 1945	1945	1945
5	KC1	-28	AL #6	WS 1931	1931	1930
6	BAL	-40	AL #7	WS 1944	1944	
7	WS1	-48	AL #8	WS 1933	1933	1924

NL		rank	last PS	app	WS	win
*	BRO	43	NL #1	WS 1953	1953	
1	MLN	13	NL #2	WS 1948	1948	1914
2	NY1	3	NL #3	WS 1954	1954	1954
3	PHI	2	NL #4	WS 1950	1950	
4	CIN	-4	NL #5	WS 1940	1940	1940
5	CHN	-6	NL #6	WS 1945	1945	1908
6	SLN	-22	NL #7	WS 1946	1946	1946
7	PIT	-29	NL #8	WS 1927	1927	1925

ser	w	l	pa	o	br	r	ACR	ACOR	X	#						
WS	BRO	NYA	L	'L	'W	W	'L	'w	266 / 513	180 / 360	94 / 175	31 / 57	+0.029	-0.764	37	247

Number of games:

WS: 7 / 7

7 postseason / 7 (min 4) (100%)

+ 1198 regular season / 1232 (97%)

+ 3 ties

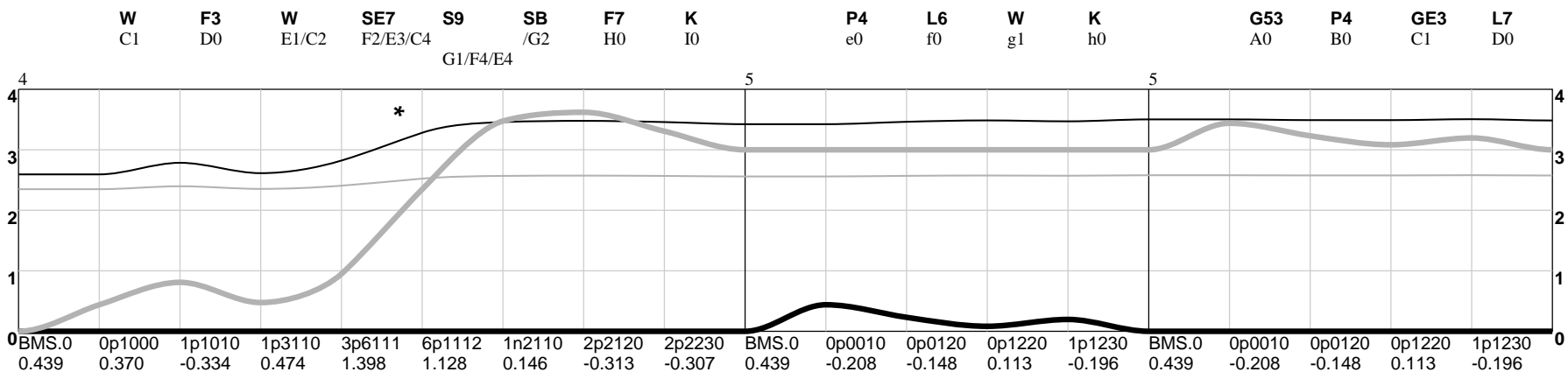
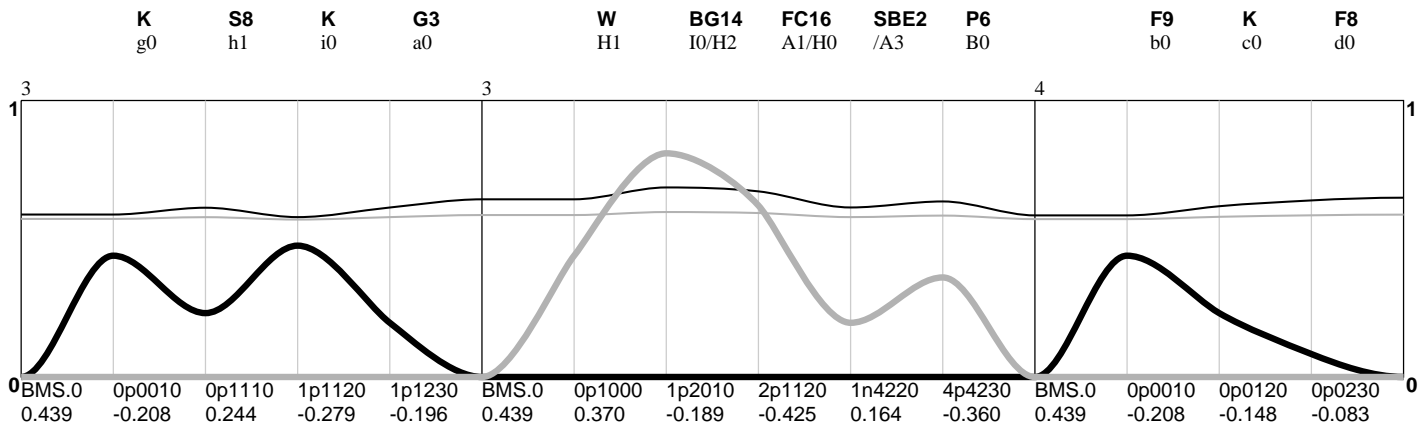
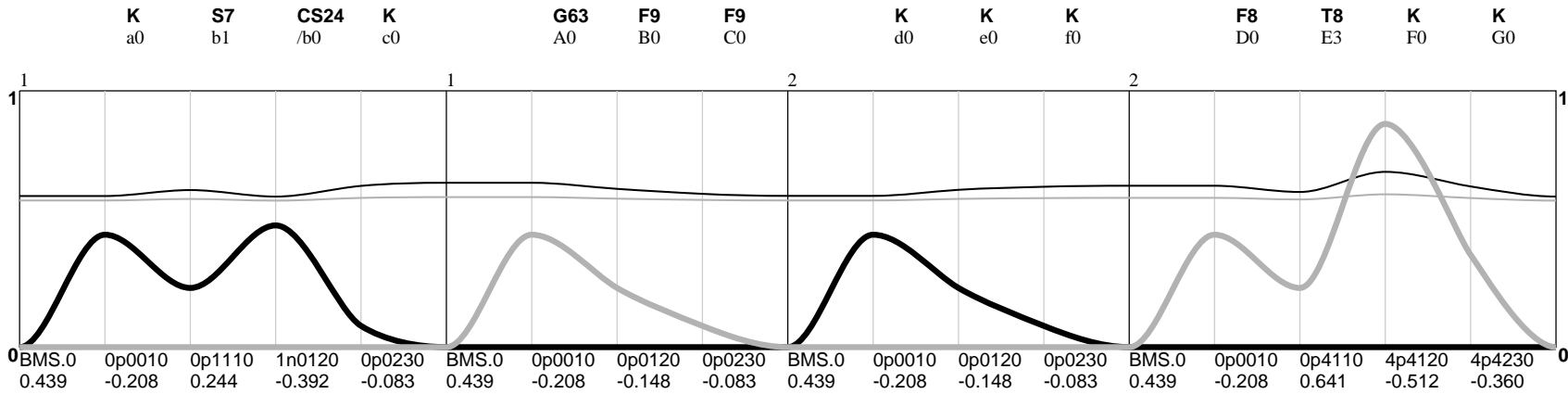
= 1208 games in 1955.

1955

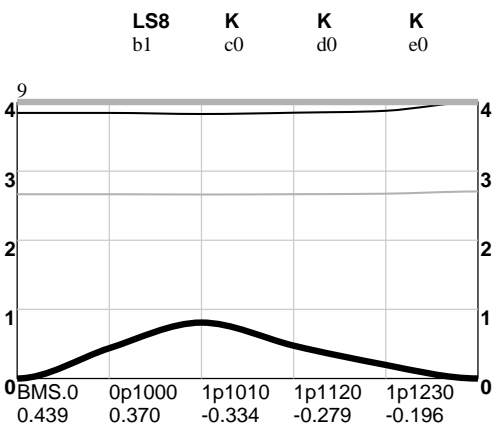
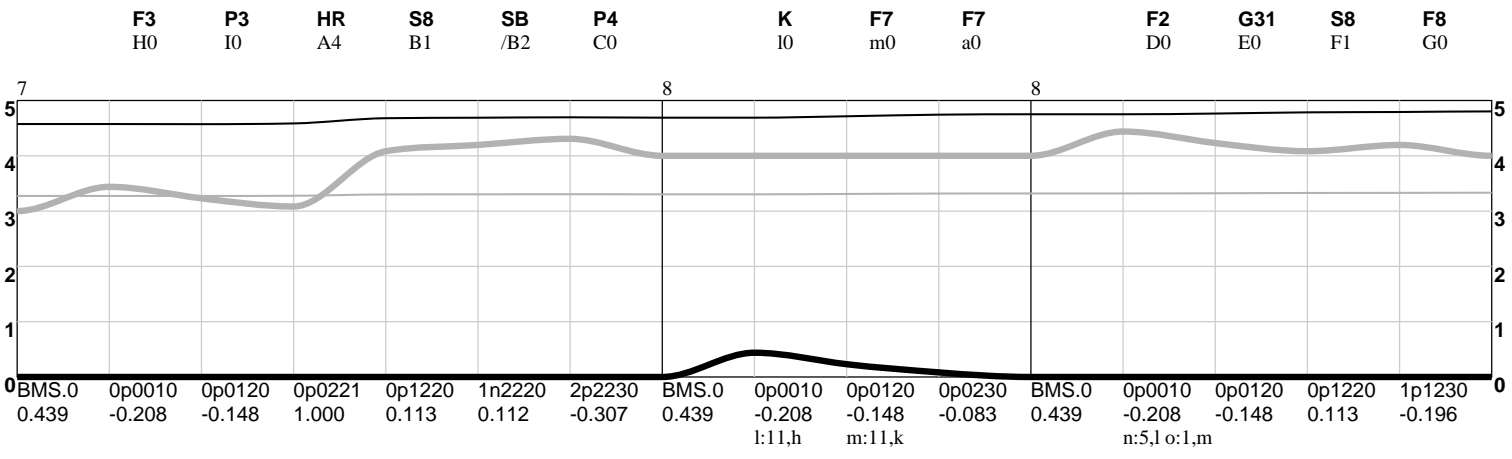
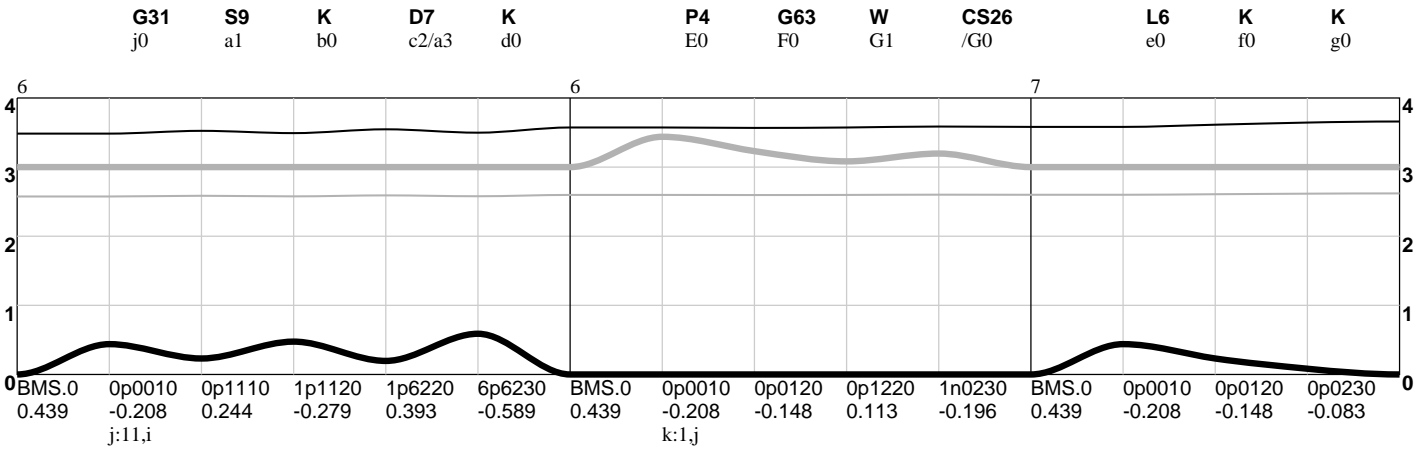
ru AL hitting MVP							ru NL hitting MVP								
	ACR	PA	ACW	w	l	+1		ACR	PA	ACW	w	l	+1		
1 2 Mickey Mantle S	NYA	+0.466	638	+0.657	19	9	59	1 * Duke Snider L	BRO	+0.501	653	+0.963	21	5	76
2 * Ted Williams L	BOS	+0.685	416	+1.554	12	2	44	2 1 Willie Mays R	NY1	+0.463	633	+0.748	20	9	72
3 7 Al Kaline R	DET	+0.380	681	+0.501	11	9	59	3 3 Eddie Mathews L	MLN	+0.383	583	+0.893	13	6	49
4 8 Al Smith R	CLE	+0.255	725	+0.393	17	3	48	4 Ted Kluszewski L	CIN	+0.286	686	+0.613	9	10	70
5 8 Elmer Valo L	KC1	+0.462	338	+1.161	7	4	26	5 3 Stan Musial L	SLN	+0.311	606	+0.853	14	6	54
6 7 Ray Boone R	DET	+0.262	560	+0.514	14	13	60	6 6 Wally Post R	CIN	+0.275	668	+0.272	14	9	66
7 Roy Sievers R	WS1	+0.230	591	+0.555	9	9	57	7 5 Ernie Banks R	CHN	+0.306	595	+0.540	14	9	67
8 11 Yogi Berra L	NYA	+0.201	615	+0.487	19	8	60	8 5 Roy Campanella R	BRO	+0.342	522	+0.699	17	3	65
9 20 George Kell R	CHA	+0.228	504	+0.419	9	8	48	9 14 Hank Aaron R	MLN	+0.262	629	+0.180	16	8	60
10 25 Minnie Minoso R	CHA	+0.176	614	+0.177	8	4	31	10 Gus Bell L	CIN	+0.227	672	+0.437	12	12	58
11 18 Eddie Yost R	WS1	+0.218	490	+0.321	4	2	27	11 11 Del Ennis R	PHI	+0.247	608	+0.403	13	9	59
12 Mickey Vernon L	WS1	+0.162	627	+0.527	9	11	41	12 22 Smoky Burgess L	CIN	+0.280	501	+0.257	11	2	42
13 28 Jackie Jensen R	BOS	+0.139	681	+0.171	14	9	62	13 13 Johnny Logan R	MLN	+0.208	641	+0.355	7	5	46
14 Nellie Fox L	CHA	+0.132	709	+0.179	8	6	29	14 12 Richie Ashburn L	PHI	+0.199	629	+0.648	7	5	28
15 19 Cal Abrams L	BAL	+0.225	407	+0.323	5	2	16	15 Carl Furillo R	BRO	+0.211	578	+0.328	8	9	51
16 14 Vic Power R	KC1	+0.138	638	+0.622	10	5	49	16 18 Gil Hodges R	BRO	+0.188	642	+0.228	12	7	58
17 Billy Goodman L	BOS	+0.122	716	+0.161	8	4	29	17 13 Stan Lopata R	PHI	+0.266	361	+1.152	8	6	31
18 16 Hank Bauer R	NYA	+0.155	562	+0.325	6	1	33	18 17 George Crowe L	MLN	+0.282	330	+0.388	10	3	30
19 24 Earl Torgeson L	DET	+0.230	369	+0.265	3	4	35	19 Wally Moon L	SLN	+0.129	591	+0.397	10	9	36
20 39 Enos Slaughter L	KC1	+0.256	325	+0.791	5	0	20	20 26 Willie Jones R	PHI	+0.114	598	+0.442	6	4	39
21 23 Bob Nieman R	CHA	+0.243	317	+0.187	8	3	28	21 21 Dusty Rhodes L	NY1	+0.308	204	+1.091	2	1	21
22 35 Walt Dropo R	CHA	+0.150	502	+0.191	9	8	38	22 Don Newcombe L	BRO	+0.432	125	+0.831	5	1	13
23 31 Harvey Kuenn R	DET	+0.113	666	+0.127	8	5	33	23 Pee Wee Reese R	BRO	+0.081	652	-0.046	7	3	39
24 26 Gus Zernial R	KC1	+0.158	454	+0.481	9	7	48	24 Dale Long L	PIT	+0.104	400	+0.320	11	9	40
25 Larry Doby L	CLE	+0.124	559	+0.229	12	8	45	25 Jim King I	CHN	+0.114	308	+0.228	3	4	23

ru AL pitching MVP							ru NL pitching MVP								
	ACOR	PA	ACW	w	l	c		ACOR	PA	ACW	w	l	c		
1 * Whitey Ford L	NYA	-1.652	1024	+0.140	21	6	18	1 5 Willard Schmidt R	SLN	-1.819	522	+0.230	8	7	8
2 1 Billy Pierce L	CHA	-1.805	836	+0.281	13	8	16	2 Bob Rush R	CHN	-0.947	910	-0.002	14	13	13
3 2 Billy Hoelt L	DET	-1.415	910	+0.192	17	7	17	3 6 Warren Spahn L	MLN	-0.844	944	+0.021	15	9	14
4 * Bob Turley R	NYA	-1.084	1073	+0.163	18	10	13	4 4 Joe Nuxhall L	CIN	-0.738	1061	+0.033	18	14	14
5 6 Frank Sullivan R	BOS	-0.984	1103	+0.067	19	15	16	5 Hersh Freeman R	CIN	-1.735	388	+0.040	4	5	0
6 Frank Lary R	DET	-0.805	996	+0.038	13	15	16	6 9 Bob Friend R	PIT	-0.877	731	+0.063	11	9	9
7 8 Herb Score I	CLE	-0.819	977	+0.014	18	12	11	7 Don Newcombe R	BRO	-0.640	943	-0.035	22	6	17
8 3 Early Wynn R	CLE	-0.824	964	+0.177	17	11	16	8 2 Bob Miller R	PHI	-1.594	363	+0.332	5	0	0
9 Ellis Kinder R	BOS	-2.710	271	+0.410	1	3	0	9 Clem Labine R	BRO	-0.955	592	-0.156	9	6	1
10 Tom Gorman R	KC1	-1.589	450	-0.075	3	3	0	10 1 Don Bessent r	BRO	-2.088	255	+0.548	5	0	1
11 10 George Susce r	BOS	-1.157	601	+0.090	9	8	6	11 11 Carl Erskine R	BRO	-0.650	807	+0.067	11	9	6
12 3 Leo Kiely L	BOS	-1.267	383	+0.136	5	2	0	12 12 Bob Buhl R	MLN	-0.628	827	+0.033	15	10	10
13 Dixie Howell R	CHA	-1.507	313	-0.040	4	0	0	13 Sam Jones R	CHN	-0.528	974	+0.029	14	15	12
14 8 Dick Donovan R	CHA	-0.591	774	+0.056	16	9	11	14 Robin Roberts R	PHI	-0.419	1204	-0.013	23	12	24
15 Don Mossi L	CLE	-1.289	347	-0.009	3	4	0	15 20 Roger Craig r	BRO	-1.151	388	+0.012	6	3	3
16 Tom Sturdivant r	NYA	-1.556	285	-0.100	0	1	0	16 Tom Poholsky R	SLN	-0.765	551	+0.071	8	8	6
17 Tom Hurd R	BOS	-1.271	346	-0.359	6	1	0	17 Paul Minner L	CHN	-0.684	580	-0.081	9	7	7
18 7 Don Larsen R	NYA	-0.850	412	+0.187	9	2	5	18 Sandy Koufax I	BRO	-1.832	183	-0.088	2	3	2
19 Bill Wight L	BAL	-0.589	594	+0.316	6	7	8	19 Billy Loes R	BRO	-0.606	539	-0.210	11	4	6
20 Sandy Consuegra R	CHA	-0.621	501	-0.061	5	2	3	20 Paul LaPalme L	SLN	-0.950	339	-0.431	4	0	0
21 16 Connie Johnson R	CHA	-0.678	438	+0.065	8	5	5	21 Johnny Antonelli L	NY1	-0.326	986	-0.026	14	17	14
22 5 Tommy Byrne L	NYA	-0.417	689	+0.094	15	8	9	22 13 Paul Giel R	NY1	-0.905	350	+0.088	4	2	0
23 Johnny Schmitz L	WS1	-0.387	723	+0.002	7	13	6	23 Jack Meyer r	PHI	-0.605	470	+0.333	5	5	0
24 4 Ray Narleski R	CLE	-0.577	472	+0.768	5	3	1	24 Ray Crone R	MLN	-0.499	563	-0.152	8	9	6
25 17 Virgil Trucks R	CHA	-0.313	748	+0.040	14	10	7	25 Jackie Collum L	CIN	-0.505	546	-0.013	10	4	5

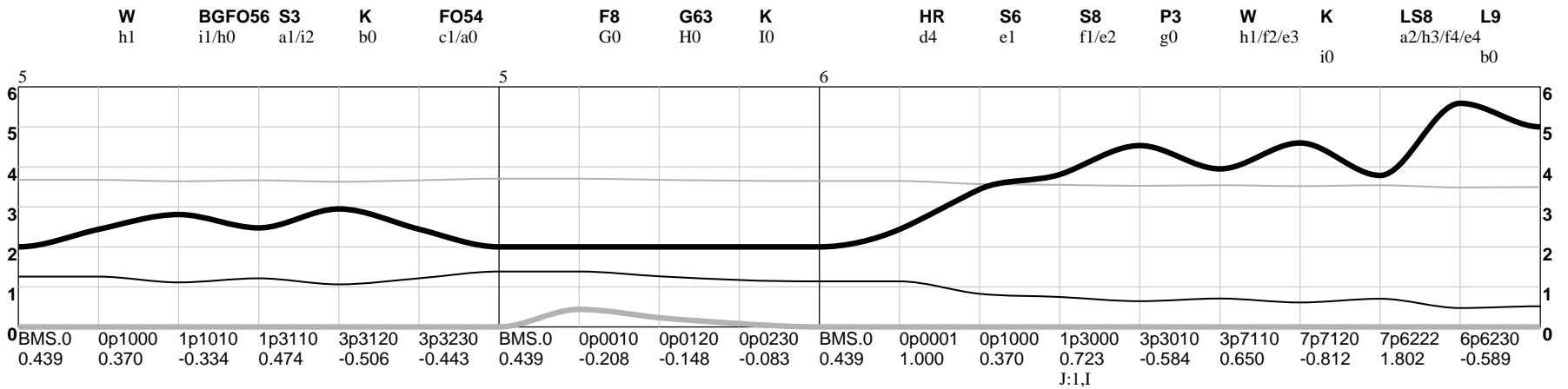
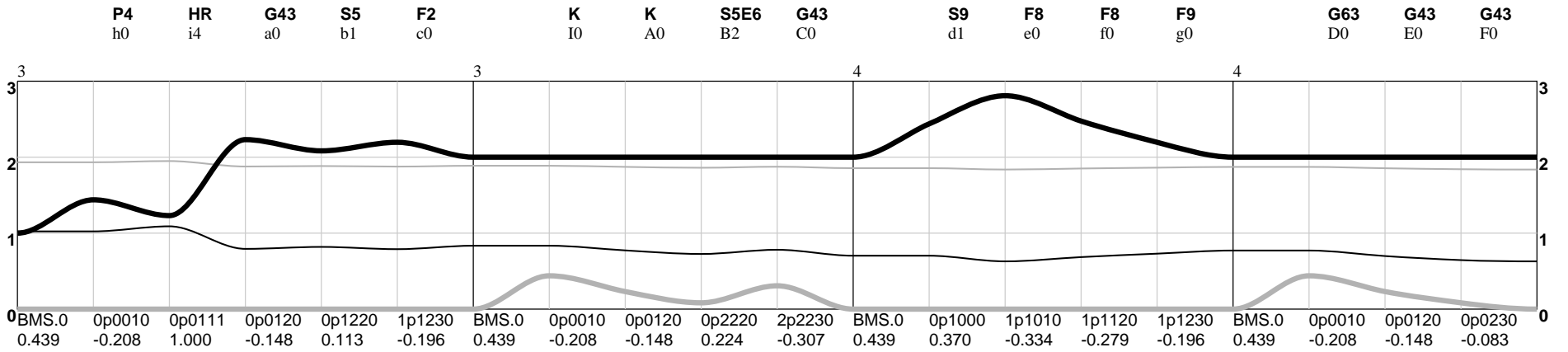
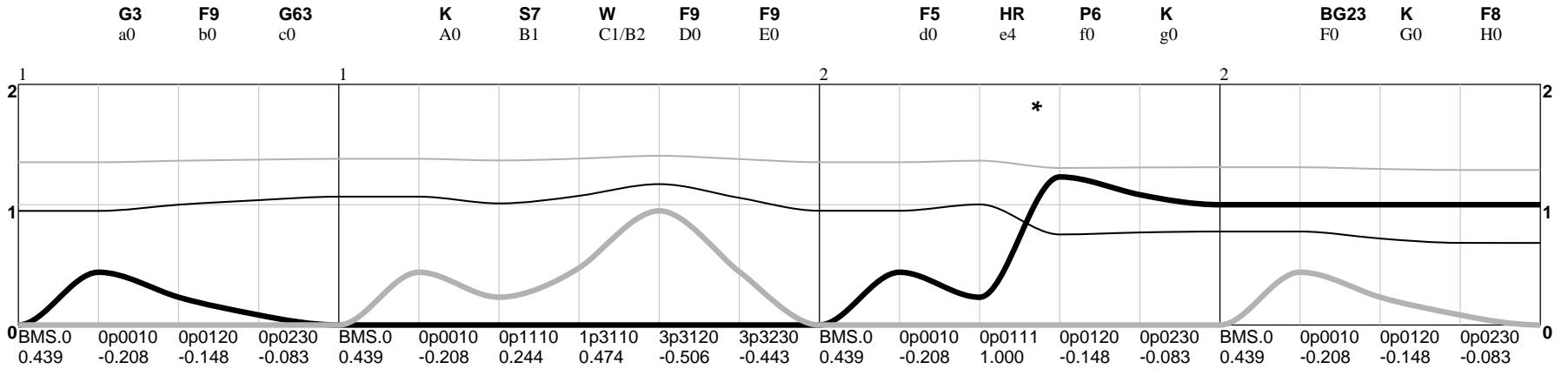
DET vs SLN 1968 WS gm 1 10/02 (0) Wed



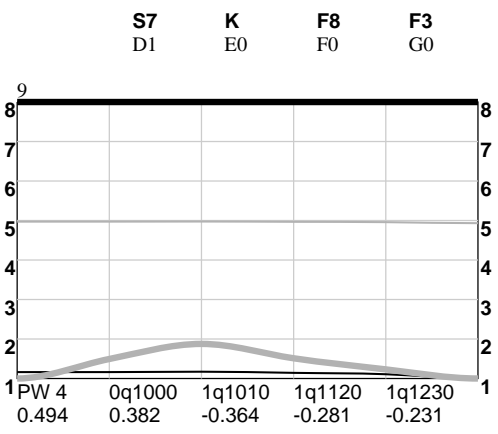
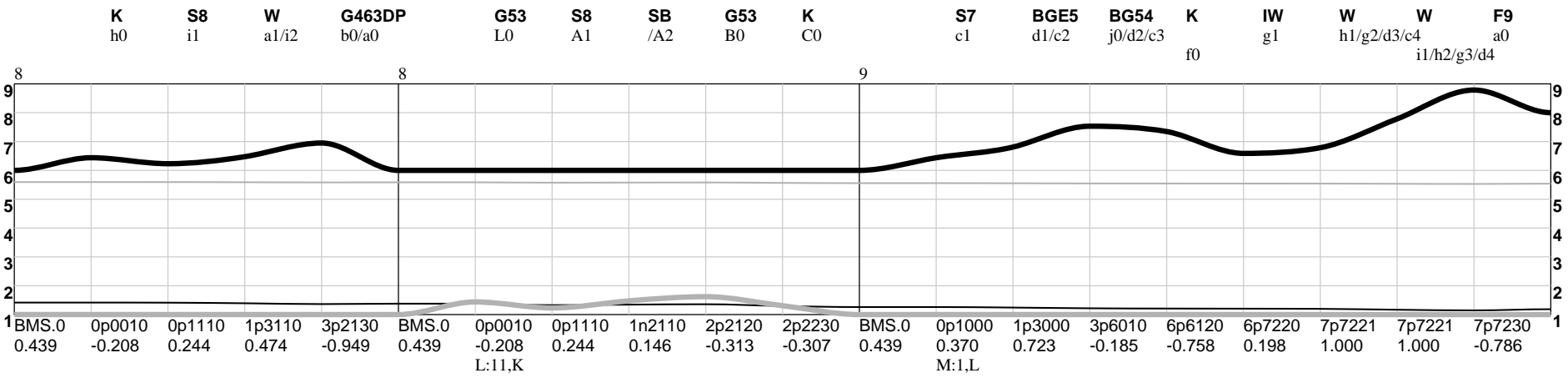
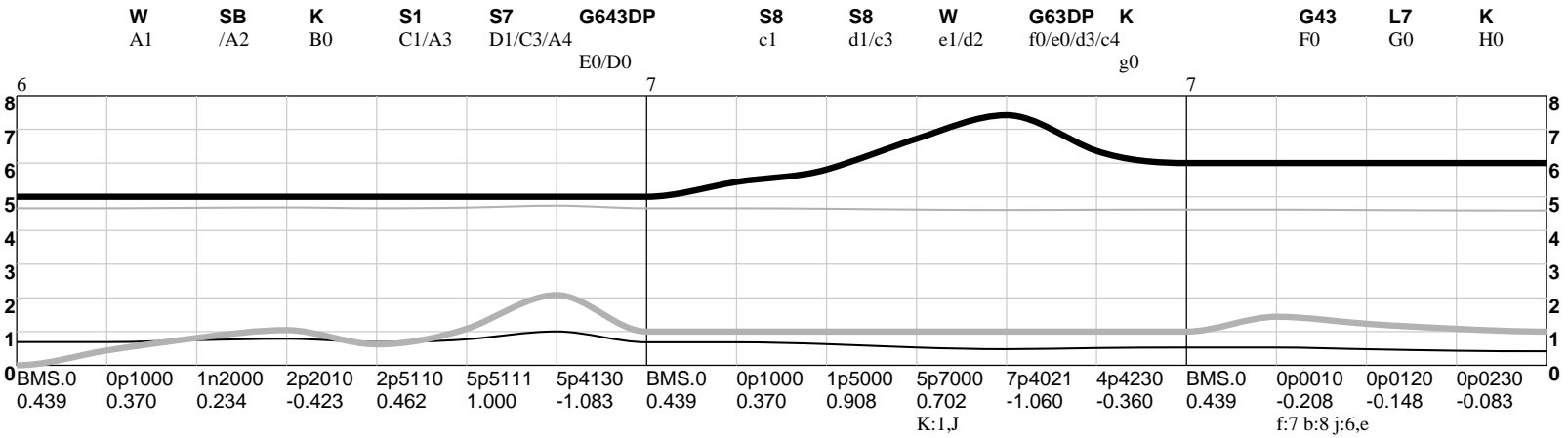
DET vs SLN 1968 WS gm 1 10/02 (0) Wed



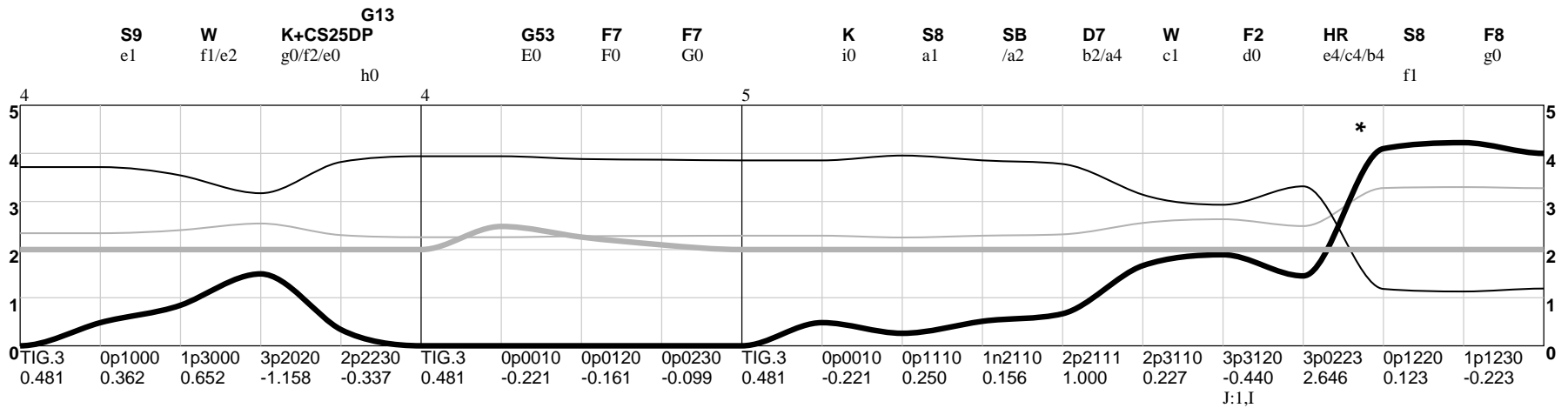
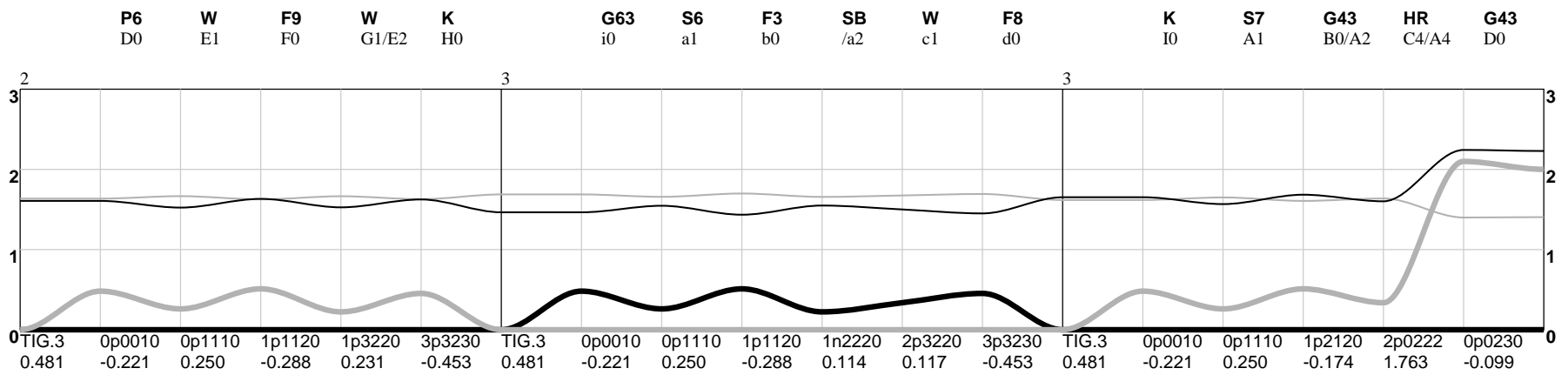
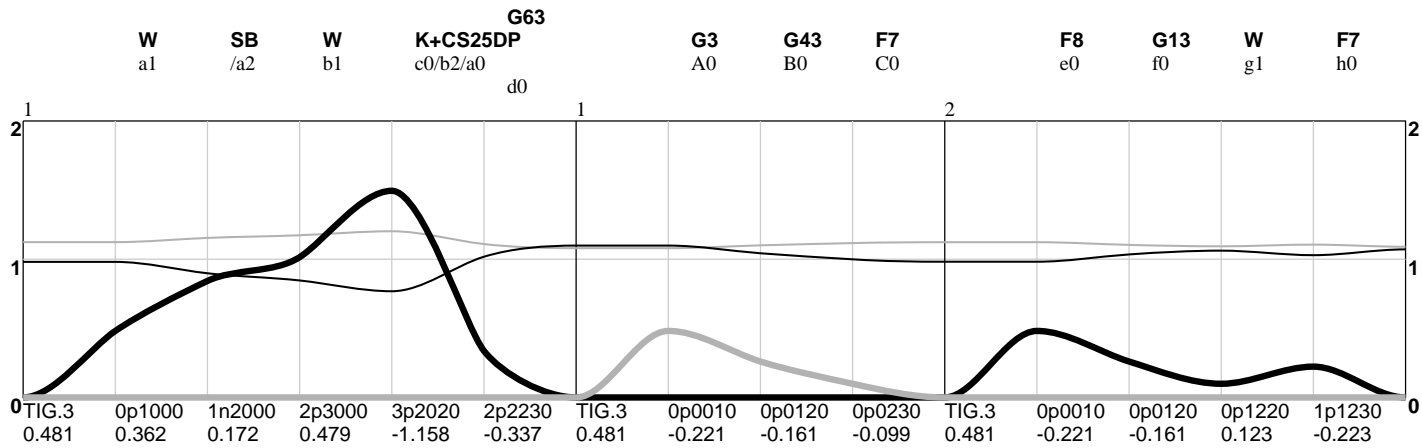
DET vs SLN 1968 WS gm 2 10/03 (0) Thu



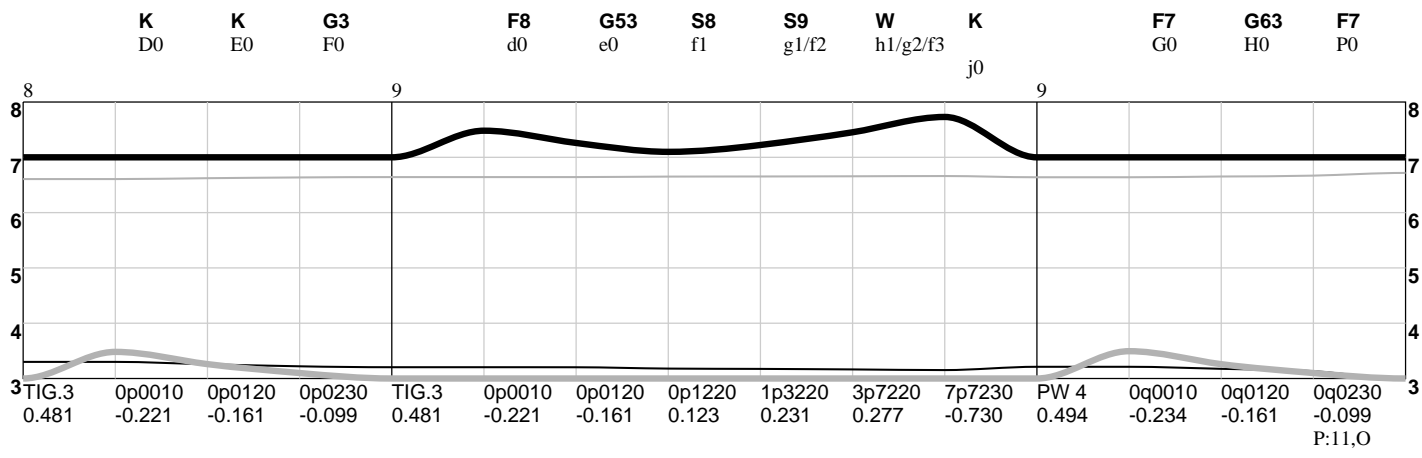
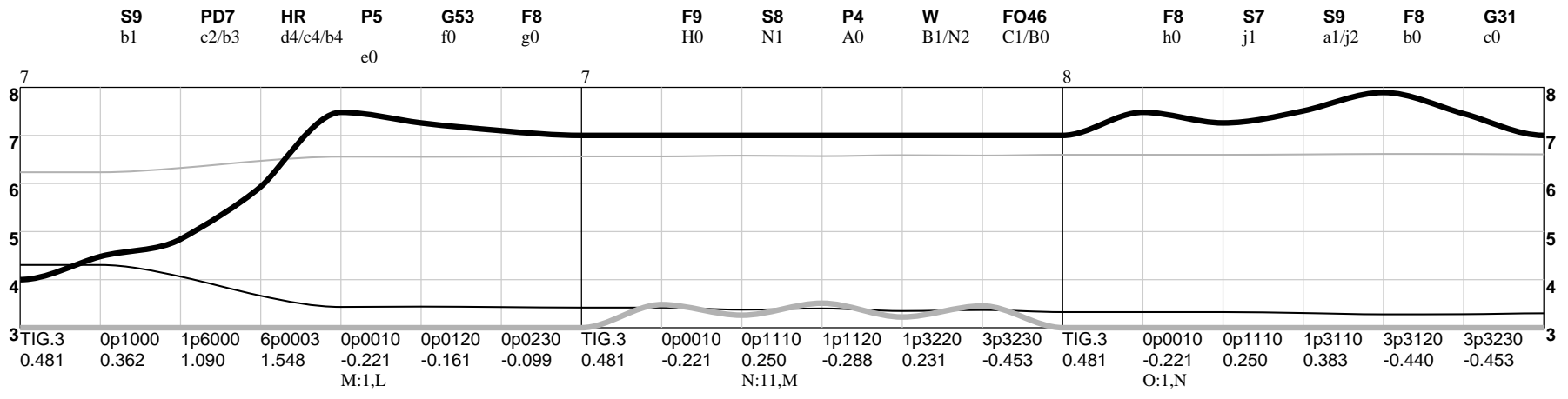
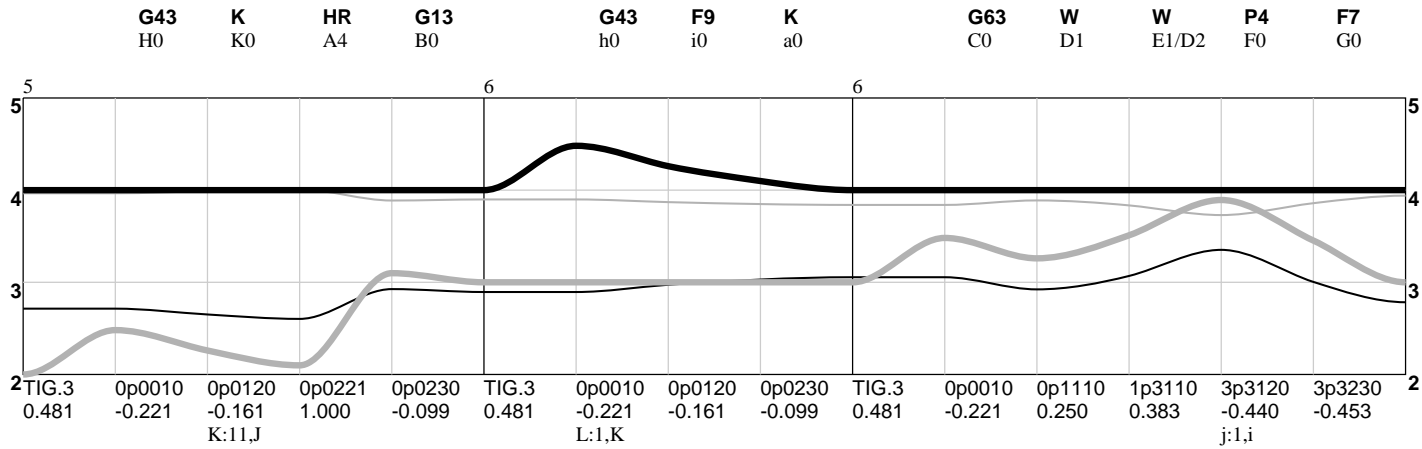
DET vs SLN 1968 WS gm 2 10/03 (0) Thu



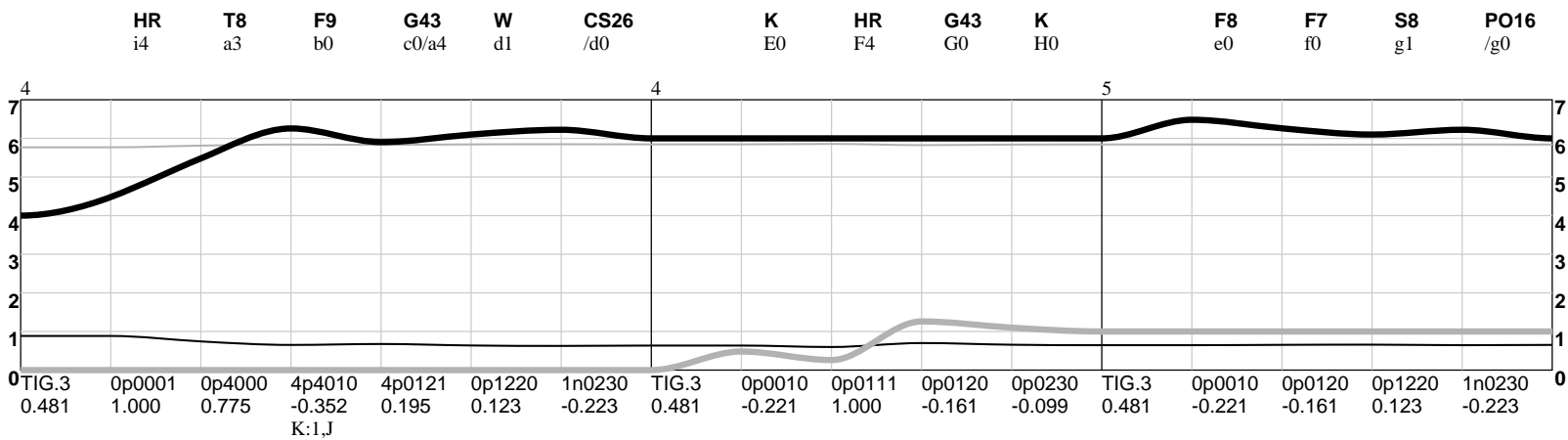
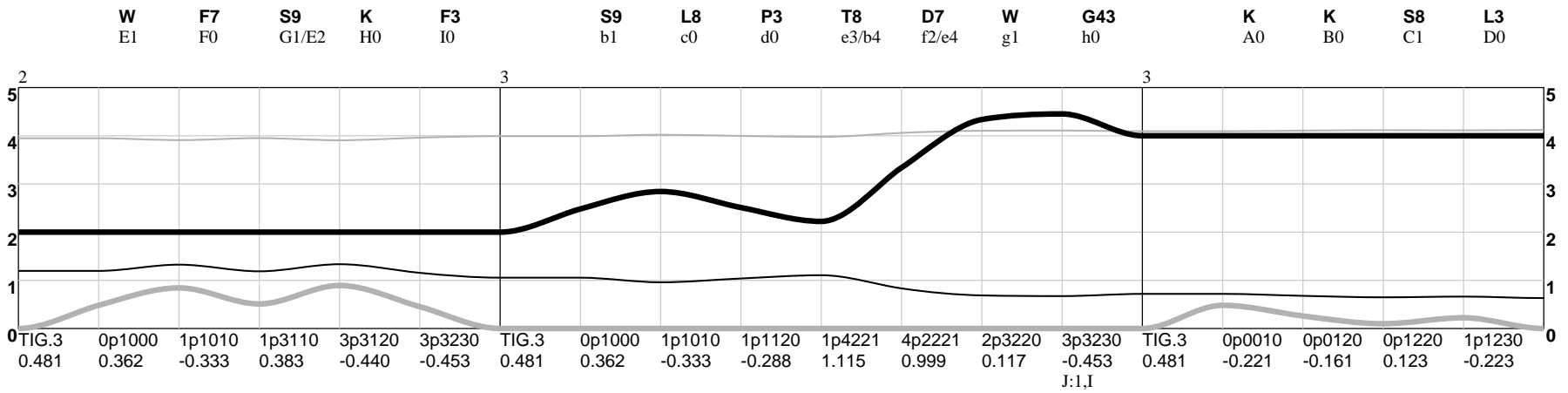
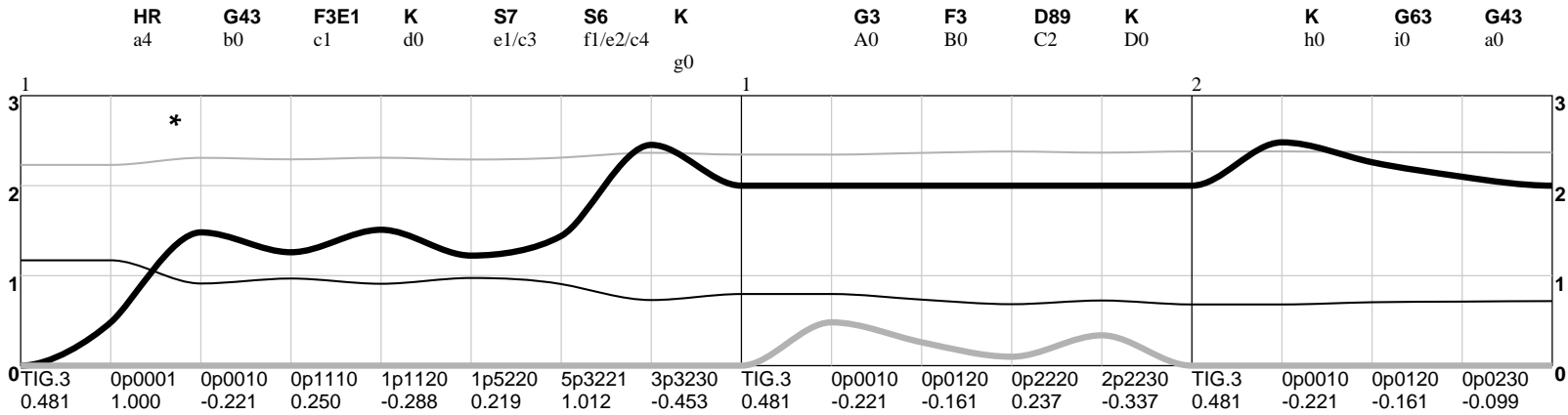
SLN vs DET 1968 WS gm 3 10/05 (0) Sat



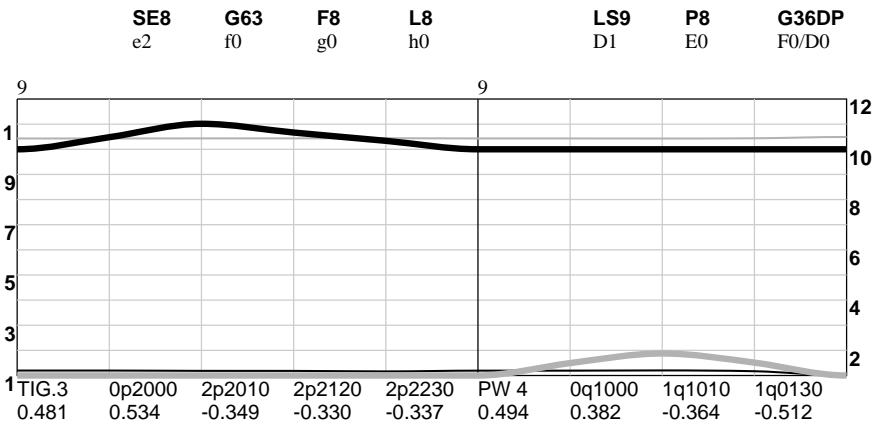
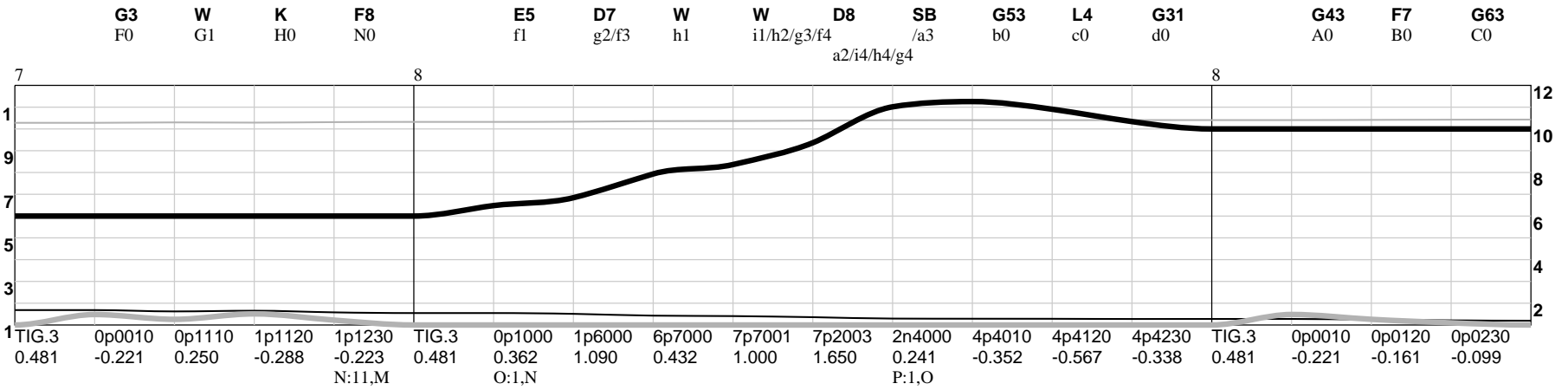
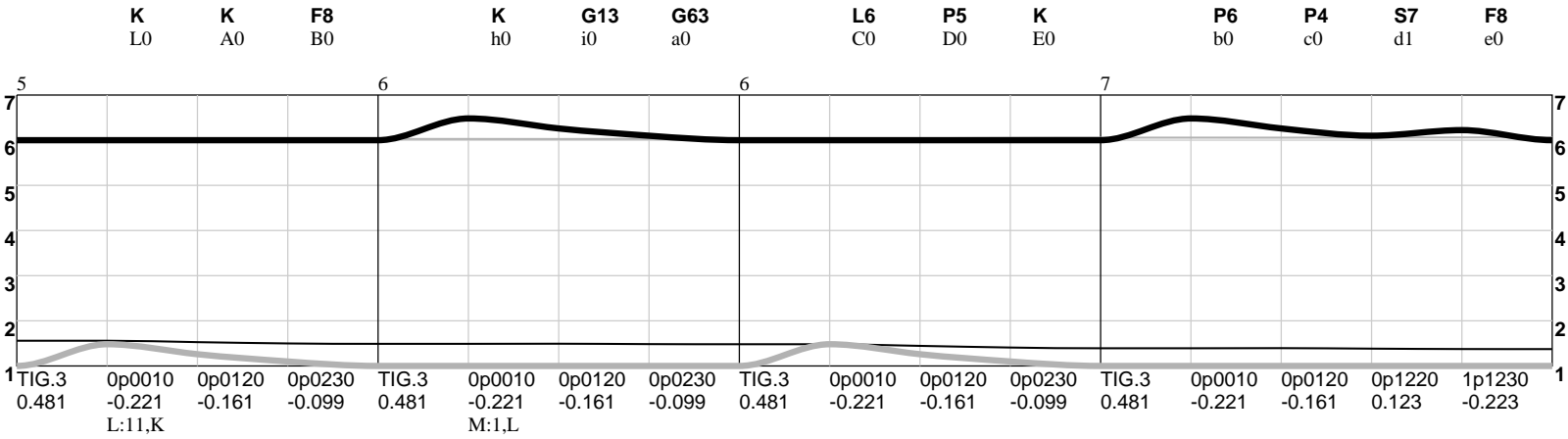
SLN vs DET 1968 WS gm 3 10/05 (0) Sat



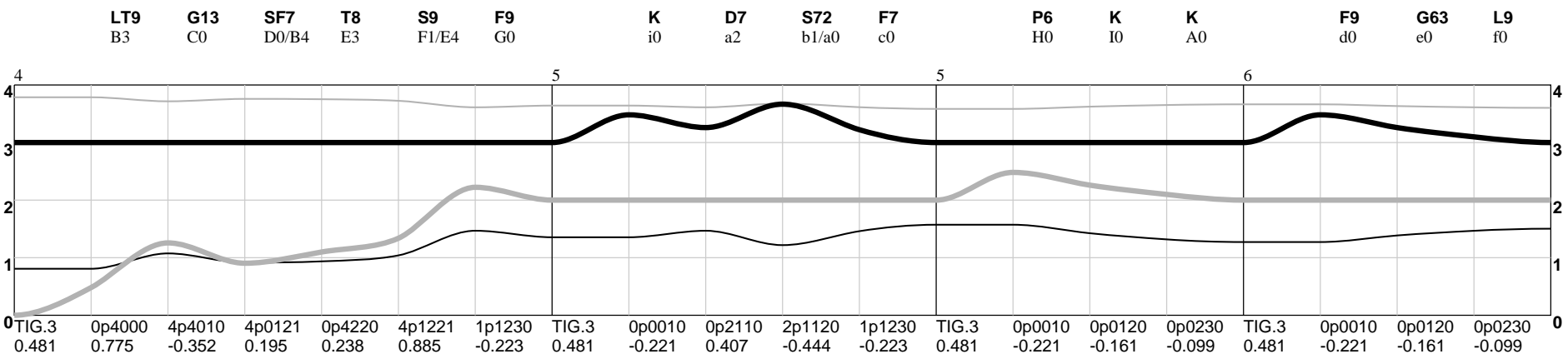
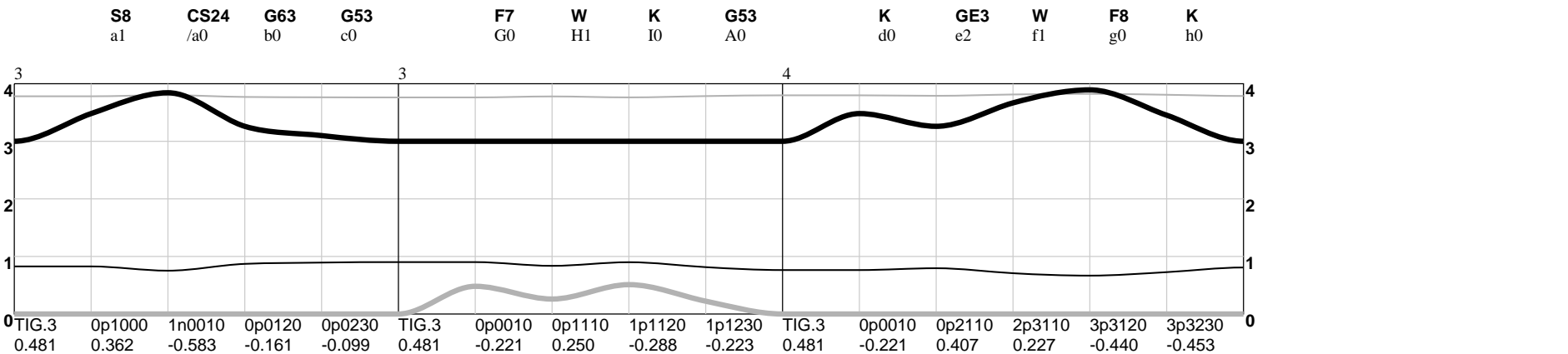
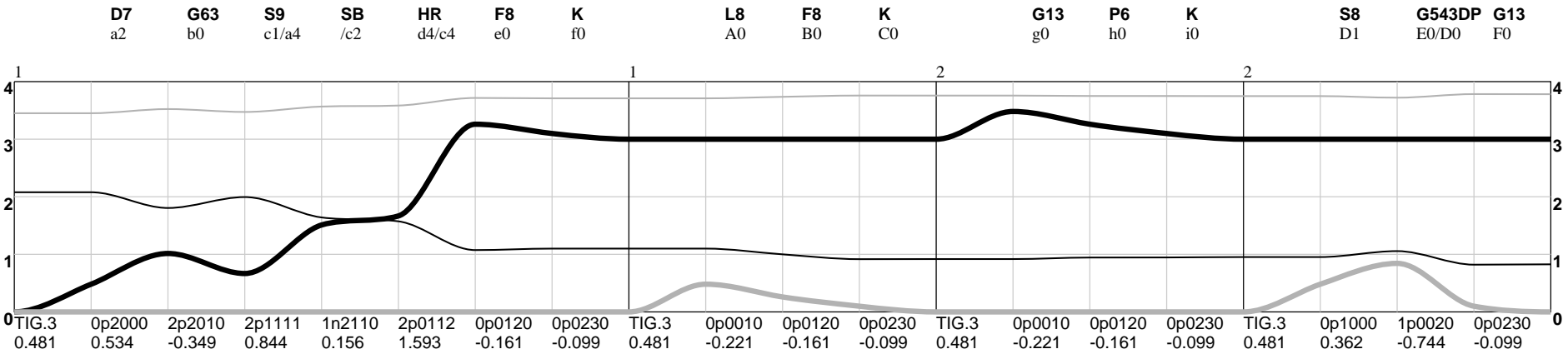
SLN vs DET 1968 WS gm 4 10/06 (0) Sun



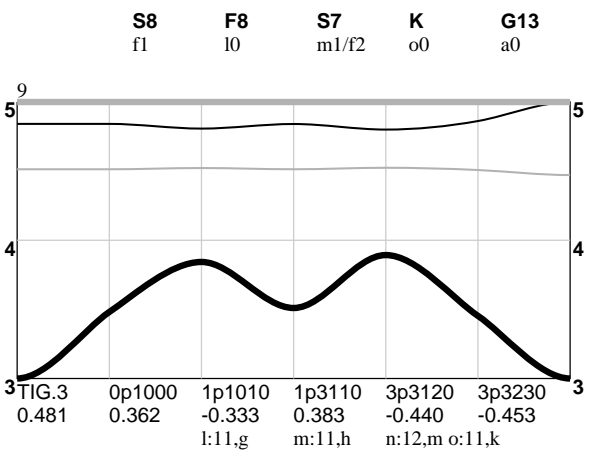
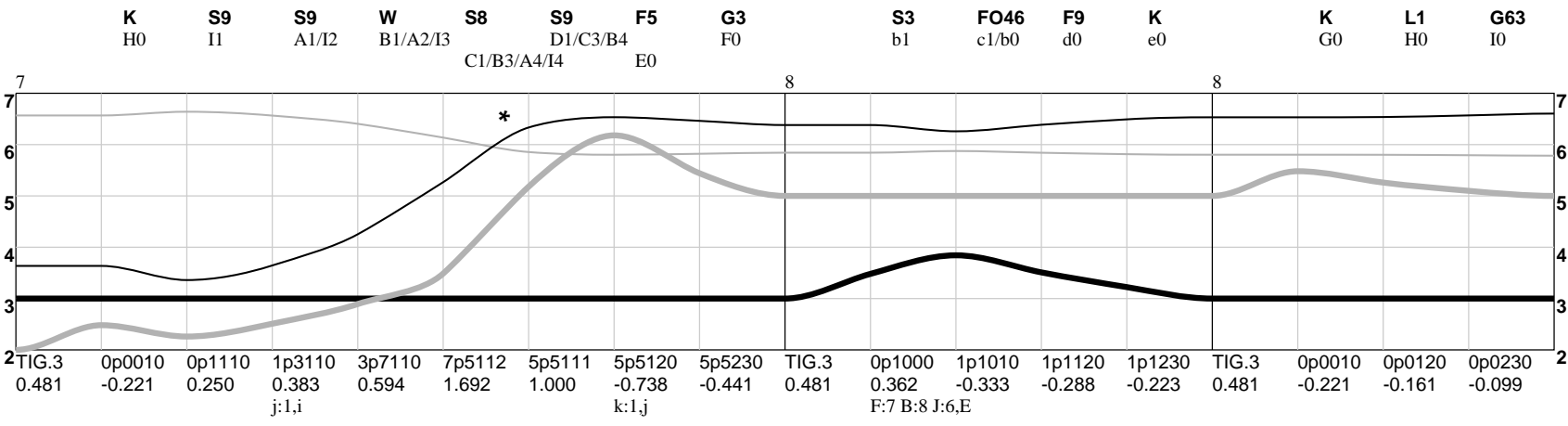
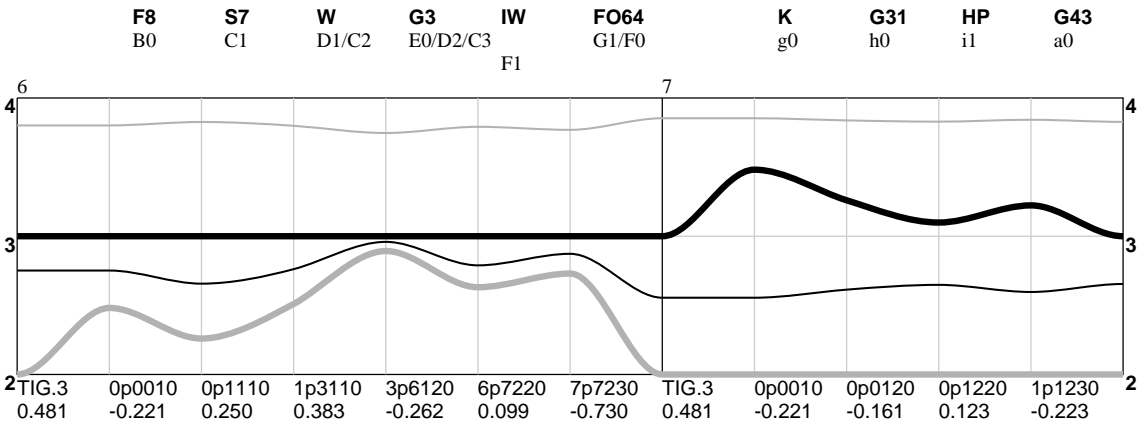
SLN vs DET 1968 WS gm 4 10/06 (0) Sun



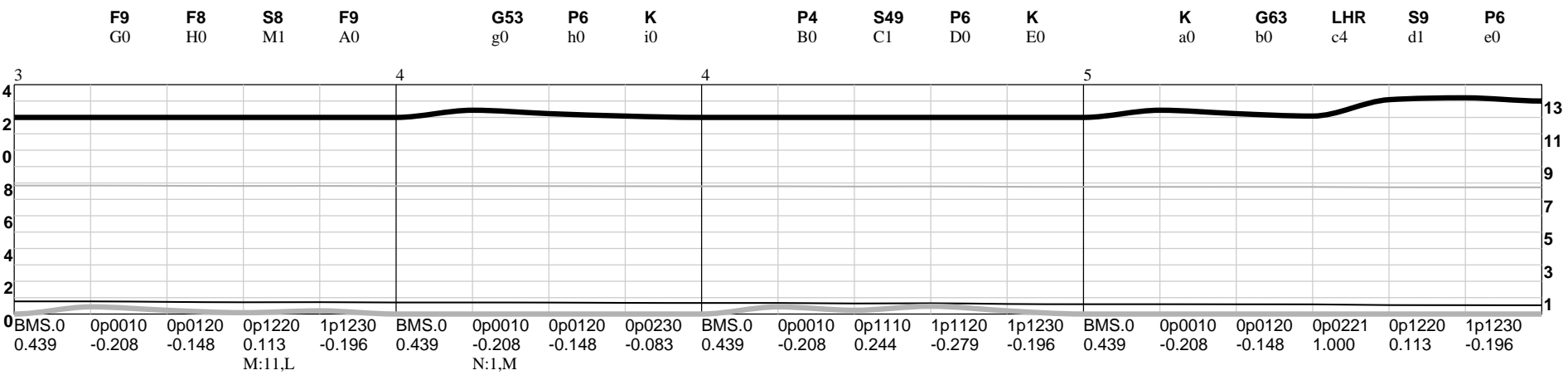
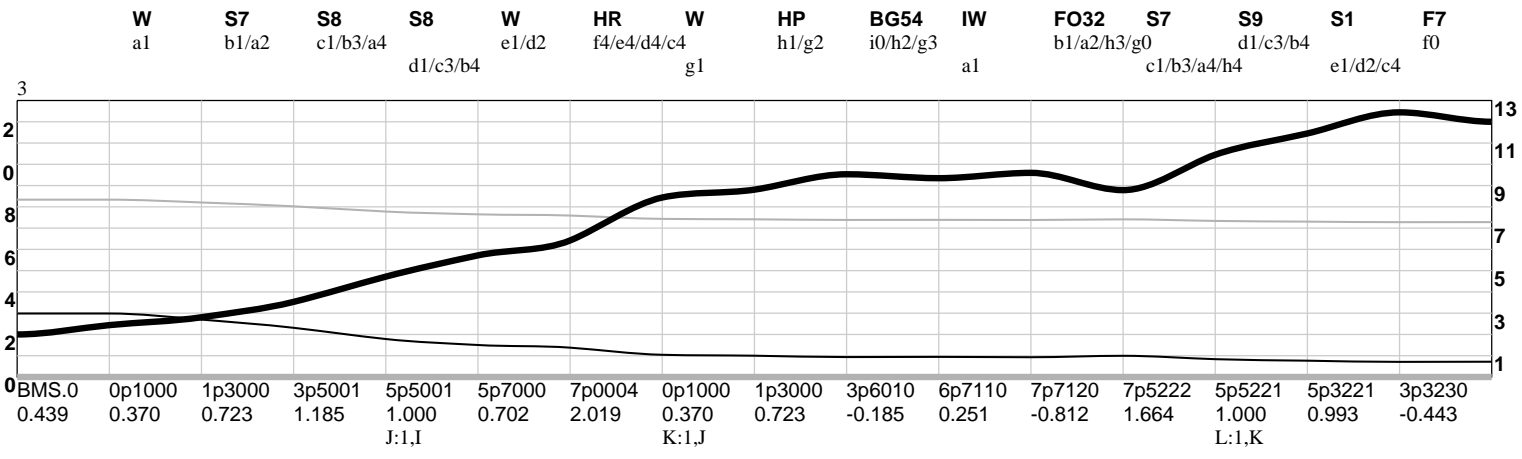
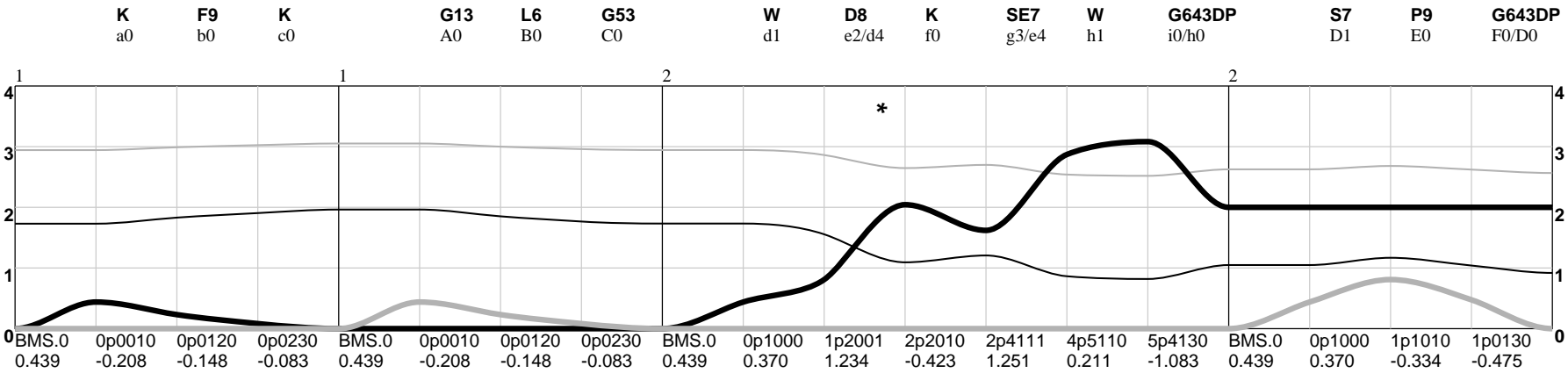
SLN vs DET 1968 WS gm 5 10/07 (0) Mon



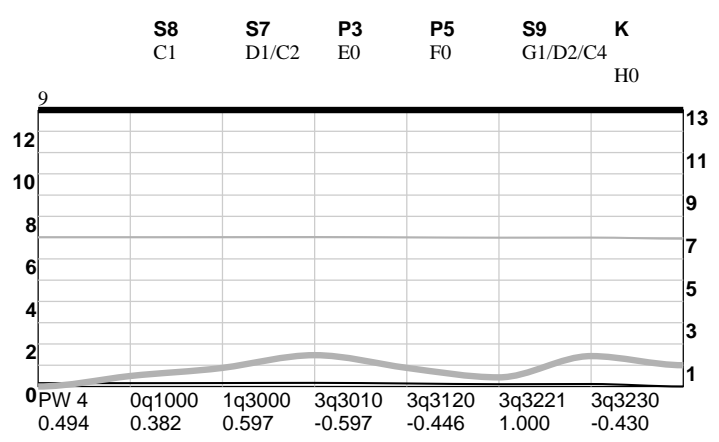
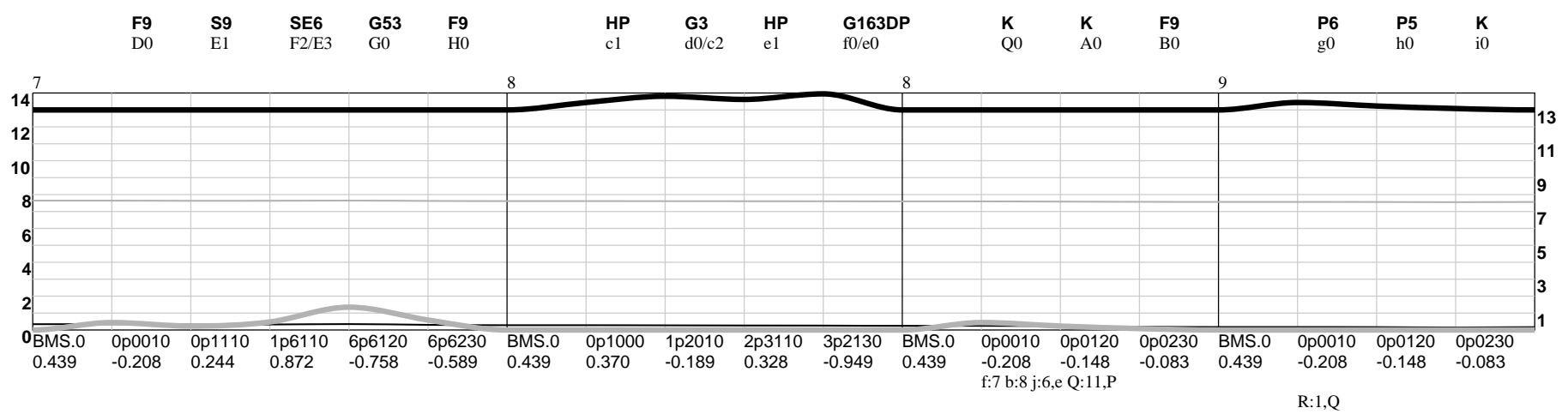
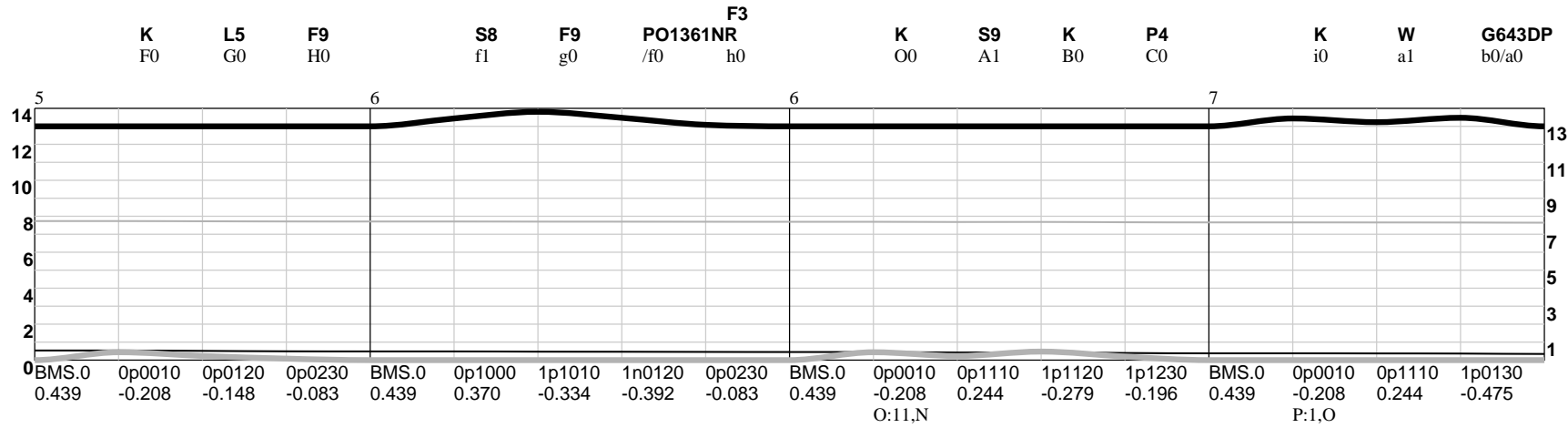
SLN vs DET 1968 WS gm 5 10/07 (0) Mon



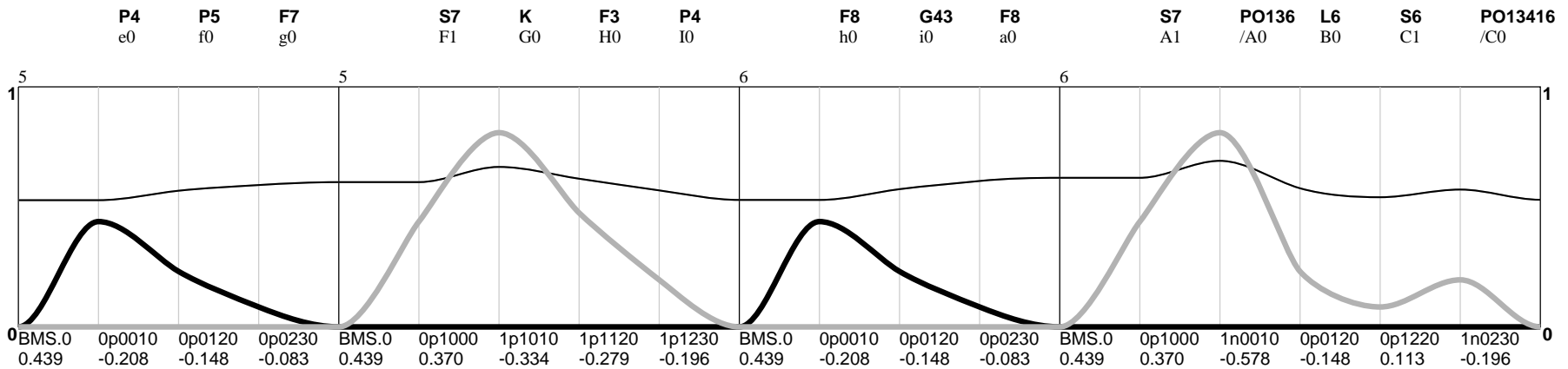
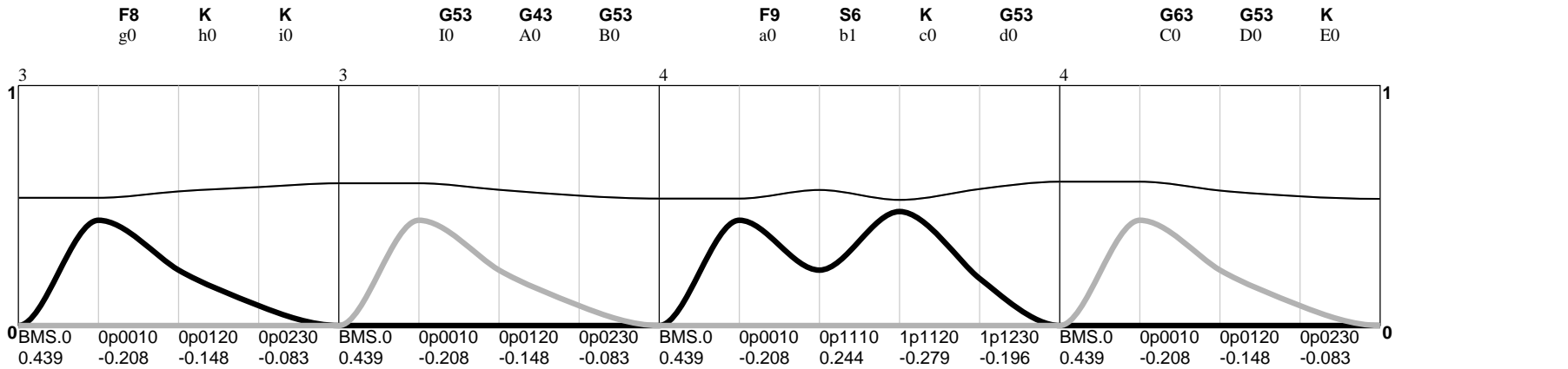
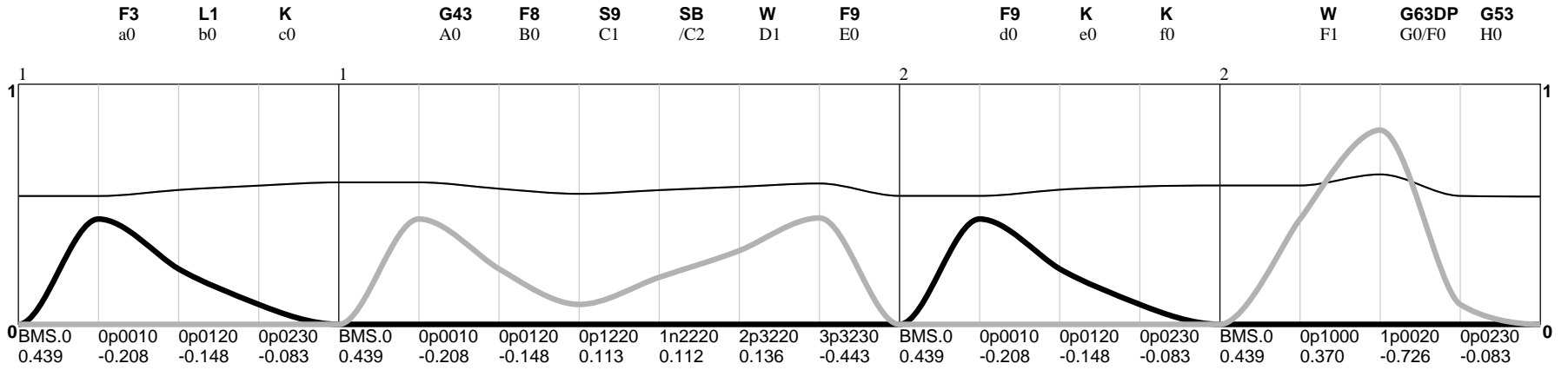
DET vs SLN 1968 WS gm 6 10/09 (0) Wed



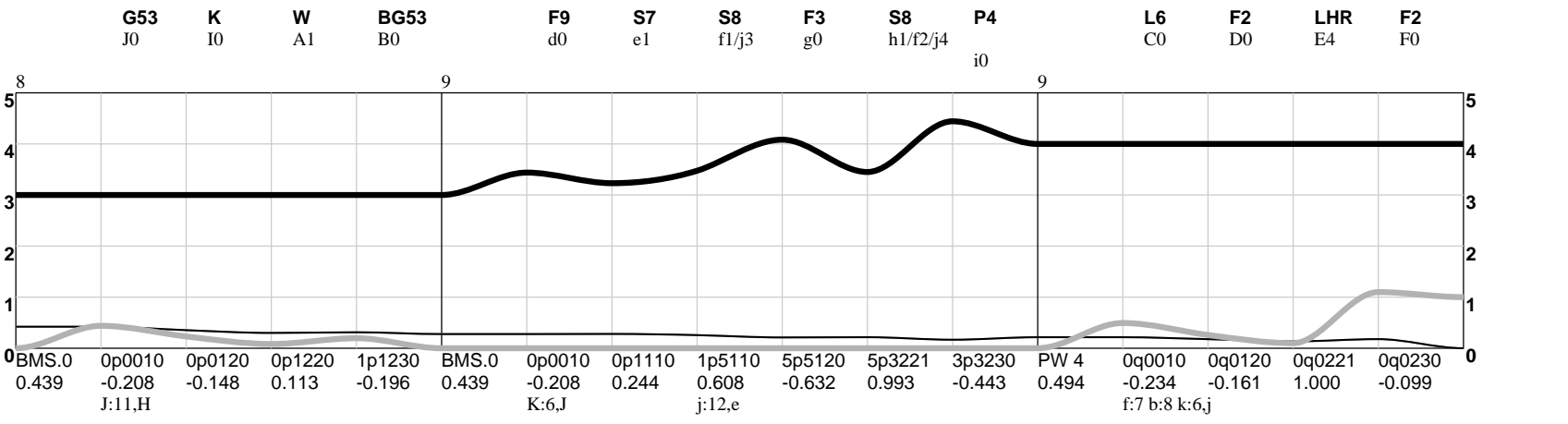
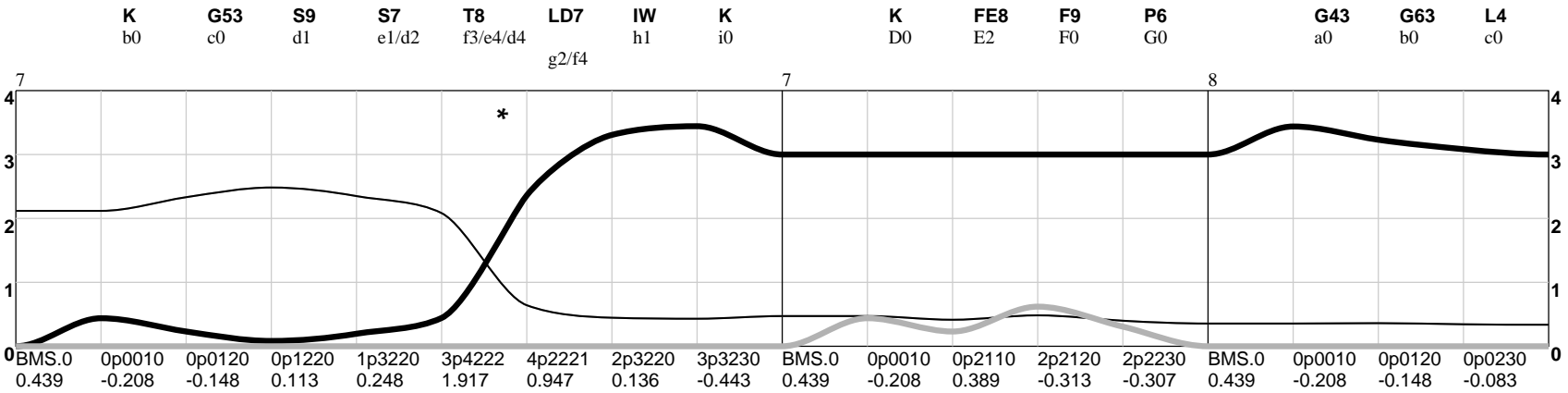
DET vs SLN 1968 WS gm 6 10/09 (0) Wed



DET vs SLN 1968 WS gm 7 10/10 (0) Thu



DET vs SLN 1968 WS gm 7 10/10 (0) Thu



DET vs SLN 1968 WS

DET					Game 1					SLN													
pa	o	br	R	ro	xo	nr	lb	pa	o	br	r	ro	xo	nr	lb	pa	o	br	R	ro	xo	nr	lb
32	27	6	0	26	1	5	5	66	51	17	4	49	2	15	11	34	24	11	4	23	1	10	6

DET					Game 1					SLN										
br/pa	pa/3o	r/3o	nr/br	lb/nr	br/r	-.5	+.5	+1	T	X	!	-.5	+.5	+1	br/pa	pa/3o	r/3o	nr/br	lb/nr	br/r
0.19	3.56	0.00	0.83	1.00	#	1	0	0	149	8	5	1	4	3	0.32	4.25	0.50	0.91	0.60	2.75

DET Hitting — gm 1

#	st	ACR	ACW	R	PA	O	BR	player
a	4	-0.258	-0.985	0.205	4.	3	1	Dick McAuliffe L
b	6	-0.282	-0.303	0.269	4.	3	2	Mickey Stanley R
c	9	-0.183	-0.554	0.204	4.	3	1	Al Kaline R
d	3	-1.233	-1.022	-0.679	4-	4		Norm Cash L
e	7	-0.808	-0.835	-0.113	4.	4		Willie Horton R
f	8	-0.537	-0.346	0	3.	3		Jim Northrup L
g	2	-0.253	-0.677	0.154	3.	2	1	Bill Freehan R
h	5	+0.103	+1.196	0.164	2.	1	1	Don Wert R
i	1	-1.188	-2.903	-0.205	1.	1		Denny McLain R
j	i.	-0.884	-0.553	0	1.	1		Tommy Matchick L
l	h.	-0.884	-0.243	0	1.	1		Eddie Mathews L
m	i.	-0.630	-0.278	0	1.	1		Gates Brown L
n	h.	+0.000						Dick Tracewski R

SLN Hitting — gm 1

#	st	ACR	ACW	R	PA	O	BR	player
A	7	+0.345	-1.443	0.915	4'	2	1	Lou Brock L
B	8	-0.459	-1.419	-0.025	4	3	1	Curt Flood R
C	9	+0.099	+0.791	0.349	4'	2	2	Roger Maris L
D	3	-1.006	-1.361	-0.385	4	4		Orlando Cepeda R
E	2	+0.807	+2.582	1.225	4+	2	2	Tim McCarver L
F	5	+0.906	+0.863	1.152	4'	2	2	Mike Shannon R
G	4	+0.675	-0.093	0.879	4'	3	2	Julian Javier R
H	6	-0.214	+1.010	0.198	3'	3	1	Dal Maxvill R
I	1	-0.913	-0.482	-0.309	3	3		Bob Gibson R

DET Pitching — gm 1

#	st	ACOR	ACW	R	PA	O	BR	player
i	1	+1.404	-0.072	3	22-	15	7	Denny McLain R
k	i	+0.587	-0.156	1	8.	6	3	Pat Dobson R
o	i	-4.200	-0.121	0	4	3	1	Don McMahon R

SLN Pitching — gm 1

#	st	ACOR	ACW	R	PA	O	BR	player
I	1	-4.725	+0.716	0	32+	27	6	Bob Gibson R

DET					Game 2					SLN													
pa	o	br	R	ro	xo	nr	lb	pa	o	br	r	ro	xo	nr	lb	pa	o	br	R	ro	xo	nr	lb
46	27	21	8	25	2	19	11	80	54	29	9	51	3	26	17	34	27	8	1	26	1	7	6

DET					Game 2					SLN										
br/pa	pa/3o	r/3o	nr/br	lb/nr	br/r	-.5	+.5	+1	T	X	!	-.5	+.5	+1	br/pa	pa/3o	r/3o	nr/br	lb/nr	br/r
0.46	5.11	0.89	0.90	0.58	2.62	8	11	6	161	9	5	2	1	1	0.24	3.78	0.11	0.88	0.86	8.00

DET Hitting — gm 2

#	st	ACR	ACW	R	PA	O	BR	player
a	4	+1.140	+0.107	2.075	6'	5	3	Dick McAuliffe L
b	6	-1.769	-0.633	-1.641	5	4	1	Mickey Stanley R
c	9	+0.016	-0.809	0.348	5'	2	2	Al Kaline R
d	3	+2.378	+0.662	3.279	5+	1	4	Norm Cash L
e	7	+1.849	+2.722	2.020	4'	2	3	Willie Horton R
f	8	-1.296	-0.196	-0.901	5	4	1	Jim Northrup L
g	2	-0.871	-0.402	-0.703	5	4	1	Bill Freehan R
h	5	+1.365	+0.175	2.219	5'	3	3	Don Wert R
i	1	+0.934	+1.228	1.420	5'	1	3	Mickey Lolich L
j	e.	-0.787	+0.047	-0.116	1	1		Ray Oyler R

SLN Hitting — gm 2

#	st	ACR	ACW	R	PA	O	BR	player
A	7	+0.679	-0.840	1.172	4	2	2	Lou Brock L
B	4	-0.285	+0.842	0.001	4.	2	2	Julian Javier R
C	8	+0.342	+0.829	0.545	4.	2	2	Curt Flood R
D	3	+0.711	-1.446	1.092	4	3	2	Orlando Cepeda R
E	5	-2.168	-2.169	-1.558	4-	4		Mike Shannon R
F	2	-0.829	-0.842	-0.120	4.	4		Tim McCarver L
G	9	-0.782	-0.960	-0.132	4.	4		Ron Davis R
H	6	-0.445	-0.382	0	3.	3		Dal Maxvill R
I	1	-0.619	-0.959	0	2.	2		Nelson Briles R
L	I.	-0.884	-0.299	0	1.	1		Phil Gagliano R

DET Pitching — gm 2

#	st	ACOR	ACW	R	PA	O	BR	player
i	1	-3.383	+0.628	1	34+	27	8	Mickey Lolich L

SLN Pitching — gm 2

#	st	ACOR	ACW	R	PA	O	BR	player
I	1	+1.959	-0.345	3.474	23,-	15	8	Nelson Briles R
J	I	+11.822	-0.388	2.909	8.,	3	5	Steve Carlton L
K	I	-6.325	-0.033	-0.383	7	6	3	Ron Willis R
M	I	+7.474	-0.053	2	8.	3	5	Joe Hoerner L

DET vs SLN 1968 WS

DET							Game 3							SLN									
pa	o	br	R	ro	xo	nr	lb	pa	o	br	r	ro	xo	nr	lb	pa	o	br	R	ro	xo	nr	lb
36	27	9	3	27	0	9	6	81	54	29	10	52	2	27	17	45	27	20	7	25	2	18	11
br/pa	pa/3o	r/3o	nr/br	lb/nr	br/r	-5	+5	+1	T	X	!	-5	+5	+1	br/pa	pa/3o	r/3o	nr/br	lb/nr	br/r			
0.25	4.00	0.33	1.00	0.67	3.00	0	2	2	197	28	14	3	5	4	0.44	5.00	0.78	0.90	0.61	2.86			

DET Hitting — gm 3

#	st	ACR	ACW	R	PA	O	BR	player
A	4	+0.788	+2.016	1.173	4	2	2	Dick McAuliffe L
B	6	-0.216	-1.330	0.137	4	4	1	Mickey Stanley R
C	9	+1.052	+5.249	1.409	4	2	1	Al Kaline R
D	3	-0.310	-0.001	0.254	4	3	1	Norm Cash L
E	7	+0.268	+2.205	0.767	4	2	2	Willie Horton R
F	8	-1.051	-3.382	-0.595	4	4	4	Jim Northrup L
G	2	-0.592	-0.788	-0.073	4	3	1	Bill Freehan R
H	5	-1.123	-1.810	-0.403	4	4	4	Don Wert R
I	1	-0.941	-2.761	0	1	1	1	Earl Wilson R
K	I.	-0.684	-1.031	0	1	1	1	Tommy Matchick L
N	I.	+1.065	+0.253	0.331	1	1	1	Wayne Comer R
P	I.	-0.421	-1.156	0	1	1	1	Jim Price R

SLN Hitting — gm 3

#	st	ACR	ACW	R	PA	O	BR	player
a	7	+1.352	+2.074	1.936	5	2	4	Lou Brock L
b	8	+0.947	+4.024	1.416	5	2	3	Curt Flood R
c	9	-0.151	-0.040	0.301	5	2	3	Roger Maris L
d	3	+0.082	-3.267	0.562	5	4	1	Orlando Cepeda R
e	2	+2.047	+8.186	2.949	5+	4	2	Tim McCarver L
f	5	+0.490	+1.772	1.029	5	2	3	Mike Shannon R
g	4	-0.959	-3.383	-0.685	5	3	2	Julian Javier R
h	6	-0.617	-1.626	-0.108	5	4	1	Dal Maxvill R
i	1	-0.855	-2.555	0	3	3	3	Ray Washburn R
j	i	-1.020	-0.176	-0.401	2	1	1	Joe Hoerner L

DET Pitching — gm 3

#	st	ACOR	ACW	R	PA	O	BR	player
I	1	-0.935	-0.038	1.754	21,	13	10	Earl Wilson R
J	I	+20.167	-7.351	2.246	4	2	2	Pat Dobson R
L	I	+16.075	-1.080	3.166	6,-	3	3	Don McMahon R
M	I	-6.143	-0.046	-0.166	3	3	3	Daryl Patterson R
O	I	-3.351	-0.015	0	11	6	5	John Hiller L

SLN Pitching — gm 3

#	st	ACOR	ACW	R	PA	O	BR	player
i	1	+1.675	-0.982	3.741	23,+	16	7	Ray Washburn R
j	i	-6.922	+1.435	-0.741	13'	11	2	Joe Hoerner L

DET							Game 4							SLN									
pa	o	br	R	ro	xo	nr	lb	pa	o	br	r	ro	xo	nr	lb	pa	o	br	R	ro	xo	nr	lb
33	27	7	1	26	1	6	5	77	54	26	11	51	3	23	12	44	27	19	10	25	2	17	7
br/pa	pa/3o	r/3o	nr/br	lb/nr	br/r	-5	+5	+1	T	X	!	-5	+5	+1	br/pa	pa/3o	r/3o	nr/br	lb/nr	br/r			
0.21	3.67	0.11	0.86	0.83	7.00	1	1	1	154	7	4	1	10	7	0.43	4.89	1.11	0.89	0.41	1.90			

DET Hitting — gm 4

#	st	ACR	ACW	R	PA	O	BR	player
A	4	-0.877	-0.804	0	4	4	4	Dick McAuliffe L
B	6	-0.618	-0.601	0	4	4	4	Mickey Stanley R
C	9	+0.042	+0.297	0.460	4	2	2	Al Kaline R
D	3	-0.359	-0.563	0.040	4	4	1	Norm Cash L
E	7	-0.343	+0.518	0.226	4	3	1	Willie Horton R
F	8	-0.070	-0.731	0.606	4	3	1	Jim Northrup L
G	5	+0.670	+0.937	0.714	3	1	2	Eddie Mathews L
H	2	-1.174	-1.390	-0.568	3-	3	3	Bill Freehan R
I	1	-1.928	-1.976	-0.354	1	1	1	Denny McLain R
L	I.	-0.941	-0.328	0	1	1	1	Jim Price R
N	I.	-0.947	-0.156	-0.123	1	1	1	Tommy Matchick L

SLN Hitting — gm 4

#	st	ACR	ACW	R	PA	O	BR	player
a	7	+2.951	+2.004	3.888	5+	2	3	Lou Brock L
b	8	-0.668	-0.081	-0.233	5	4	1	Curt Flood R
c	9	-0.523	+0.218	0.059	5	4	1	Roger Maris L
d	3	-0.757	-0.687	-0.400	5	4	2	Orlando Cepeda R
e	2	+1.212	+1.490	1.864	5	2	3	Tim McCarver L
f	5	+1.586	+1.741	2.230	5	2	3	Mike Shannon R
g	4	+0.276	-0.302	0.679	5	3	3	Julian Javier R
h	6	-0.681	-0.318	-0.197	5	4	1	Dal Maxvill R
i	1	+1.786	+0.372	2.111	4	2	2	Bob Gibson R

DET Pitching — gm 4

#	st	ACOR	ACW	R	PA	O	BR	player
I	1	+7.202	-1.159	4.428	16,	8	8	Denny McLain R
J	I	+16.879	-0.520	1.495	3,	1	2	Joe Sparna R
K	I	-4.710	-0.014	0.077	6	6	2	Daryl Patterson R
M	I	-5.266	-0.037	0	7	6	1	Fred Lasher R
O	I	+34.726	-0.230	4.718	5,-	5	5	John Hiller L
P	I	-8.187	-0.013	-0.718	7	6	1	Pat Dobson R

SLN Pitching — gm 4

#	st	ACOR	ACW	R	PA	O	BR	player
i	1	-3.881	+0.344	1	33+	27	7	Bob Gibson R

DET vs SLN 1968 WS

DET							Game 5							SLN									
pa	o	br	R	ro	xo	nr	lb	pa	o	br	r	ro	xo	nr	lb	pa	o	br	R	ro	xo	nr	lb
36	24	13	5	23	1	12	7	73	51	24	8	49	2	22	14	37	27	11	3	26	1	10	7
br/pa	pa/3o	r/3o	nr/br	lb/nr	br/r	-.5	+.5	+1	T	X	!	-.5	+.5	+1	br/pa	pa/3o	r/3o	nr/br	lb/nr	br/r			
0.36	4.50	0.62	0.92	0.58	2.60	3	5	2	163	24	14	1	3	1	0.30	4.11	0.33	0.91	0.70	3.67			

DET Hitting — gm 5

#	st	ACR	ACW	R	PA	O	BR	player
A	4	-0.170	+1.200	0.287	4	3	1	Dick McAuliffe L
B	6	+1.051	+4.455	1.507	4	2	2	Mickey Stanley R
C	9	+1.585	+2.627	1.781	4	2	2	Al Kaline R
D	3	+2.064	+4.243	2.292	4+	2	3	Norm Cash L
E	7	-1.602	-3.794	-1.121	4	3	1	Willie Horton R
F	8	+0.471	+4.658	0.725	4	3	2	Jim Northrup L
G	2	-1.483	-6.485	-0.869	4	3		Bill Freehan R
H	5	-0.375	-2.175	0.331	4	3	1	Don Wert R
I	1	-0.317	+0.204	0.069	4	3	1	Mickey Lolich L
J	E	+0.000						Ray Oyler R

SLN Hitting — gm 5

#	st	ACR	ACW	R	PA	O	BR	player
a	7	+0.037	+2.176	0.605	5	4	3	Lou Brock L
b	4	-0.629	-2.960	-0.129	4	3	1	Julian Javier R
c	8	+0.367	+0.839	0.708	4	2	1	Curt Flood R
d	3	+0.918	+2.483	1.520	4	3	1	Orlando Cepeda R
e	5	-0.146	+0.308	0.230	4	3	1	Mike Shannon R
f	2	+0.415	+0.595	0.753	4	2	2	Tim McCarver L
g	9	-1.252	-3.122	-0.387	3-	3		Ron Davis R
h	6	-1.098	-2.344	-0.354	3	3		Dal Maxvill R
i	1	-0.280	-0.061	0.173	3	2	1	Nelson Briles R
l	g	-1.416	-0.747	-0.222	1	1		Phil Gagliano R
m	h	+1.630	+0.909	0.463	1	1		Ed Spiezio R
n	h	+0.000						Dick Schofield S
o	i	-1.874	-1.388	-0.360	1	1		Roger Maris L

DET Pitching — gm 5

#	st	ACOR	ACW	R	PA	O	BR	player
i	1	-1.378	+0.175	3	37+	27	11	Mickey Lolich L

SLN Pitching — gm 5

#	st	ACOR	ACW	R	PA	O	BR	player
i	1	-1.218	+0.768	2.277	27,	19	9	Nelson Briles R
j	i	+35.126	-10.306	3.776	4,-	4		Joe Hoerner L
k	i	-12.720	+0.148	-1.053	5	5		Ron Willis R

DET							Game 6							SLN									
pa	o	br	R	ro	xo	nr	lb	pa	o	br	r	ro	xo	nr	lb	pa	o	br	R	ro	xo	nr	lb
45	27	22	13	23	4	18	5	80	54	31	14	49	5	26	12	35	27	9	1	26	1	8	7
br/pa	pa/3o	r/3o	nr/br	lb/nr	br/r	-.5	+.5	+1	T	X	!	-.5	+.5	+1	br/pa	pa/3o	r/3o	nr/br	lb/nr	br/r			
0.49	5.00	1.44	0.82	0.28	1.69	3	12	8	146	7	4	3	3	1	0.26	3.89	0.11	0.89	0.88	9.00			

DET Hitting — gm 6

#	st	ACR	ACW	R	PA	O	BR	player
a	4	+0.383	-0.096	1.037	5	3	3	Dick McAuliffe L
b	6	-0.731	+0.064	-0.309	5	3	1	Mickey Stanley R
c	9	+3.520	+0.460	4.395	5+	1	4	Al Kaline R
d	3	+1.952	+1.189	2.539	5	1	4	Norm Cash L
e	7	+2.606	+2.319	3.277	5	2	4	Willie Horton R
f	8	+0.155	-0.201	0.705	5	4	2	Jim Northrup L
g	2	+0.742	+1.543	1.464	5	4	2	Bill Freehan R
h	5	+0.473	+0.267	1.007	5	4	2	Don Wert R
i	1	-1.397	-0.980	-1.113	5	5		Denny McLain R
j	e	+0.000						Ray Oyler R

SLN Hitting — gm 6

#	st	ACR	ACW	R	PA	O	BR	player
A	7	-0.327	-0.704	0.164	4	3	1	Lou Brock L
B	8	-0.764	-0.580	-0.205	4	4		Curt Flood R
C	9	+0.370	-0.199	0.665	4	2	2	Roger Maris L
D	3	+0.511	+0.619	0.944	4	3	2	Orlando Cepeda R
E	2	-0.939	-0.748	-0.568	4	3	1	Tim McCarver L
F	5	-0.272	-0.682	0.393	4	3	1	Mike Shannon R
G	4	-0.121	-0.077	0.340	4	3	1	Julian Javier R
H	6	-1.330	-0.142	-0.887	4-	4		Dal Maxvill R
M	I	+0.479	+0.025	0.154	1	1		Dave Ricketts S
O	I	-0.884	-0.089	0	1	1		Bobby Tolan L
Q	I	-0.884	-0.089	0	1	1		Johnny Edwards L

DET Pitching — gm 6

#	st	ACOR	ACW	R	PA	O	BR	player
i	1	-3.286	+0.291	1	35+	27	9	Denny McLain R

SLN Pitching — gm 6

#	st	ACOR	ACW	R	PA	O	BR	player
I	1	+10.855	-1.447	4.348	12,-	6	7	Ray Washburn R
J	I	+47.500	-1.157	3.790	3,	3		Larry Jaster L
K	I	+12.840	-0.143	2.250	6,	2	4	Ron Willis R
L	I	+19.779	-0.158	1.612	3	1	2	Dick Hughes R
N	I	-1.100	-0.040	1	11	9	3	Steve Carlton L
P	I	-4.800	-0.033	0	7	6	3	Wayne Granger R
R	I	-5.600	-0.006	0	3	3		Mel Nelson L

DET vs SLN 1968 WS

DET							Game 7							SLN									
pa	o	br	R	ro	xo	nr	lb	pa	o	br	r	ro	xo	nr	lb	pa	o	br	R	ro	xo	nr	lb
36	27	9	4	27	0	9	5	69	54	18	5	51	3	15	10	33	27	9	1	24	3	6	5
br/pa	pa/3o	r/3o	nr/br	lb/nr	br/r	-5	+5	+1	T	X	!	-5	+5	+1	br/pa	pa/3o	r/3o	nr/br	lb/nr	br/r			
0.25	4.00	0.44	1.00	0.56	2.25	1	4	1	127	17	13	2	1	1	0.27	3.67	0.11	0.67	0.83	9.00			

DET Hitting — gm 7

#	st	ACR	ACW	R	PA	O	BR	player
a	4	-0.751	-1.831	0	4	4		Dick McAuliffe L
b	6	-0.276	-0.715	0.318	4	3	1	Mickey Stanley R
c	9	-0.631	-2.415	-0.205	4	4		Al Kaline R
d	3	-0.530	-0.498	0.014	4	3	1	Norm Cash L
e	7	+0.144	+0.396	0.555	4	2	2	Willie Horton R
f	8	+2.440	+5.465	2.588	4	2	2	Jim Northrup L
g	2	+0.026	-0.353	0.378	4	3	1	Bill Freehan R
h	5	+0.822	-1.357	1.184	4	2	2	Don Wert R
i	1	-1.188	-1.534	-0.831	4	4		Mickey Lolich L
j	e	+0.000						Dick Tracewski R
k	e	+0.000						Ray Oyler R

DET Pitching — gm 7

#	st	ACOR	ACW	R	PA	O	BR	player
i	1	-3.485	+1.346	1	33+	27	9	Mickey Lolich L

DET Hitting — RS

ACR	ACW	PA	BR	/pa	w	l	player
+0.310	+1.583	105	46	0.44	1		Gates Brown L
+0.252	+0.187	389	156	0.40	8	4	Al Kaline R
+0.218	+0.471	635>	234	0.37	15	10	Bill Freehan R
+0.207	+0.414	578	213	0.37	9	4	Willie Horton R
+0.185	+0.286	643	220	0.34	16	6	Jim Northrup L
+0.114	+0.125	458	156	0.34	11	6	Norm Cash L
+0.104	+0.267	92	23	0.25	4		Earl Wilson R
+0.086	+0.045	658	231	0.35	13	3	Dick McAuliffe L
+0.079	-0.317	57	16	0.28	1		Eddie Mathews L
+0.010	+0.530	641	204	0.32	10	3	Mickey Stanley R
-0.214	-0.223	240	59	0.25	1	1	Dick Tracewski R
-0.231	-0.470	51	10	0.20	1		Wayne Comer R
-0.262	+0.050	145	37	0.26	1	1	Jim Price R
-0.272	-0.331	589	155	0.26	7	11	Don Wert R
-0.289	-0.274	244	63	0.26	2	4	Tommy Matchick L
-0.453	-0.734	247	56	0.23	3		Ray Oyler R
-0.502	-0.635	128	21	0.16	1		Denny McLain R
-0.585	-1.321	80	16	0.20	1	2	Mickey Lolich L

SLN Hitting — gm 7

#	st	ACR	ACW	R	PA	O	BR	player
A	7	-0.480	+0.967	0.154	4	3	2	Lou Brock L
B	4	-0.611	-1.780	-0.154	4	4		Julian Javier R
C	8	-0.320	+0.112	0.252	4	3	2	Curt Flood R
D	3	-0.405	-0.491	0.164	4	3	1	Orlando Cepeda R
E	5	+0.918	-1.197	1.097	4	2	2	Mike Shannon R
F	2	+0.350	+2.439	0.660	4	3	2	Tim McCarver L
G	9	-1.940	-5.166	-0.929	3	3		Roger Maris L
H	6	-0.770	-2.675	-0.131	2	2		Dal Maxvill R
I	1	-0.782	-2.344	-0.113	3	3		Bob Gibson R
J	H	-0.884	-0.632	0	1	1		Phil Gagliano R
K	H	+0.000						Dick Schofield S

SLN Pitching — gm 7

#	st	ACOR	ACW	R	PA	O	BR	player
I	1	+0.055	+0.316	4	36-	27	9	Bob Gibson R

SLN Hitting — RS

ACR	ACW	PA	BR	/pa	w	l	player
+0.130	+0.304	712>	242	0.34	20	5	Lou Brock L
+0.072	+0.279	666	232	0.35	14	8	Curt Flood R
+0.059	+0.082	625	196	0.31	13	7	Mike Shannon R
+0.039	+0.261	340	113	0.33	9	4	Roger Maris L
-0.009	+0.000	555	165	0.30	9	8	Julian Javier R
-0.013	-0.531	467	138	0.30	5	6	Tim McCarver L
-0.026	-0.144	656	208	0.32	12	10	Orlando Cepeda R
-0.037	-0.411	142	48	0.34	1		Dick Schofield S
-0.063	-0.424	115	33	0.29	1	1	Phil Gagliano R
-0.091	-0.116	252	71	0.28	3	2	Johnny Edwards L
-0.096	-0.002	516	174	0.34	5	5	Dal Maxvill R
-0.192	-0.151	87	21	0.24	1	2	Ron Davis R
-0.261	-0.620	296	87	0.29	1	4	Bobby Tolan L
-0.277	-0.791	110	26	0.24	1		Bob Gibson R
-0.449	-0.185	95	17	0.18	1		Nelson Briles R
-0.491	-1.440	79	13	0.16	1		Ray Washburn R
-0.572	-0.764	57	14	0.25	2		Ed Spiezio R
-0.928	-2.132	22	3	0.14			Dave Ricketts S
-1.064	-2.304	7	0	0.00			Joe Hoerner L

DET vs SLN 1968 WS

DET RS hitting vs L R

player	LACR	Lpa	RACR	Rpa
Willie Horton R	+0.544	178	+0.060	400
Mickey Stanley R	+0.253	206	-0.128	435
Dick Tracewski R	-0.089	107	-0.392	133
Ray Oyler R	-0.286	101	-0.568	146
Al Kaline R	+0.393	131	+0.152	258
Dick McAuliffe L	+0.187	196	+0.022	462
Jim Price R	-0.265	77	-0.329	68
Bill Freehan R	+0.235	190	+0.199	445
Norm Cash L	+0.107	77	+0.096	381
Don Wert R	-0.318	170	-0.255	419
Jim Northrup L	+0.091	184	+0.202	459
Tommy Matchick L	-0.390	33	-0.252	211
Wayne Comer R	-0.360	23	-0.176	28
Denny McLain R	-0.644	47	-0.384	81
Earl Wilson R	-0.121	25	+0.188	67
Mickey Lolich L	-0.794	29	-0.401	51
Eddie Mathews L	-0.382	4	+0.114	53
Gates Brown L	-1.274	3	+0.350	102

SLN RS hitting vs L R

player	LACR	Lpa	RACR	Rpa
Nelson Briles R	+0.053	35	-0.752	60
Ron Davis R	+0.042	53	-0.610	34
Julian Javier R	+0.359	189	-0.217	366
Ed Spiezio R	-0.389	35	-0.813	22
Dick Schofield S	+0.251	32	-0.101	110
Phil Gagliano R	+0.125	41	-0.170	74
Roger Maris L	+0.302	20	+0.017	320
Orlando Cepeda R	+0.165	176	-0.098	480
Mike Shannon R	+0.236	173	-0.025	452
Dal Maxvill R	+0.019	133	-0.159	383
Bob Gibson R	-0.217	26	-0.308	84
Curt Flood R	+0.049	182	+0.050	484
Lou Brock L	+0.056	190	+0.094	522
Tim McCarver L	-0.145	129	+0.023	338
Bobby Tolan L	-0.436	48	-0.205	248
Johnny Edwards L	-0.458	50	-0.004	202
Ray Washburn R	-0.880	19	-0.378	60
Joe Hoerner L	-1.435	2	-0.916	5
Dave Ricketts S	-2.701	1	-0.843	21

DET 1968 ERD probabilities

player	%	-5	-2	-0	+0	+2	+5	+1	si
Al Kaline R	3	31	57	43	32	13	7	26	
Bill Freehan R	4	36	61	39	32	12	7	26	
Willie Horton R	6	36	61	39	32	16	10	35	
Jim Northrup L	5	33	63	37	28	14	7	28	
Mickey Stanley R	5	33	66	34	28	10	4	18	
Dick McAuliffe L	3	38	62	38	31	10	5	20	
Norm Cash L	6	38	63	37	31	13	9	30	
Dick Tracewski R	5	35	71	29	23	8	3	14	
Don Wert R	7	41	72	27	23	10	5	19	
Tommy Matchick L	6	43	73	26	22	8	2	11	
Ray Oyler R	6	43	74	25	19	6	3	12	

SLN 1968 ERD probabilities

player	%	-5	-2	-0	+0	+2	+5	+1	si
Curt Flood R	4	32	61	39	29	11	4	19	
Lou Brock L	4	38	57	41	33	12	4	19	
Dal Maxvill R	4	35	65	35	27	7	2	12	
Julian Javier R	4	35	66	33	26	11	6	23	
Mike Shannon R	6	37	66	33	26	13	7	27	
Tim McCarver L	6	39	67	33	27	12	6	24	
Roger Maris L	7	37	66	34	24	13	5	23	
Johnny Edwards L	5	41	69	31	27	10	5	20	
Bobby Tolan L	7	37	65	32	22	7	3	13	
Orlando Cepeda R	5	43	66	33	26	12	7	25	

DET 1968 Baserunning

player	BCR	PA
Wayne Comer R	+1.185	36
John Hiller L	+0.514	9
Mickey Stanley R	+0.508	416
Dick Tracewski R	+0.473	148
Mickey Lolich L	+0.250	37
Denny McLain R	+0.218	46
Jim Price R	+0.214	68
Dick McAuliffe L	+0.213	410
Tommy Matchick L	+0.126	123
Al Kaline R	+0.118	304
Bill Freehan R	+0.075	460
Jim Northrup L	+0.066	404
Ray Oyler R	-0.052	104
Gates Brown L	-0.057	70
Joe Sparma R	-0.076	19
Norm Cash L	-0.144	290
Willie Horton R	-0.233	359
Don Wert R	-0.255	327
Pat Dobson R	-0.266	16
Earl Wilson R	-0.418	24
Eddie Mathews L	-0.579	20
Fred Lasher R	-1.188	1
Daryl Patterson R	-1.205	3

SLN 1968 Baserunning

player	BCR	PA
Mel Nelson L	+3.181	4
Ron Willis R	+2.174	3
Phil Gagliano R	+0.781	54
Dave Ricketts S	+0.729	5
Ray Washburn R	+0.589	32
Steve Carlton L	+0.227	26
Dal Maxvill R	+0.174	351
Curt Flood R	+0.125	477
Lou Brock L	+0.093	492
Dick Schofield S	+0.087	107
Orlando Cepeda R	+0.078	373
Ron Davis R	+0.072	62
Julian Javier R	+0.056	356
Nelson Briles R	+0.028	37
Mike Shannon R	-0.003	367
Roger Maris L	-0.013	198
Bobby Tolan L	-0.145	150
Tim McCarver L	-0.160	290
Wayne Granger R	-0.162	2
Johnny Edwards L	-0.227	118
Larry Jaster L	-0.451	16
Bob Gibson R	-0.551	49
Joe Hoerner L	-0.574	3
Ed Spiezio R	-0.658	20
Dick Hughes R	-1.187	1

DET vs SLN 1968 WS

DET 1968 Catching

player	FCOR	PA
Bill Freehan R	+0.760	5021
Jim Price R	+0.885	1273
Wayne Comer R	+8.807	12

DET 1968 Infielding

player	FCOR	PA
Gates Brown L	-1.457	6
Norm Cash L	+0.650	4154
Al Kaline R	+0.710	676
Don Wert R	+0.722	5662
Dick McAuliffe L	+0.755	5515
Bill Freehan R	+0.812	700
Dick Tracewski R	+0.838	2261
Ray Oyler R	+0.846	2830
Tommy Matchick L	+0.954	1989
Mickey Stanley R	+1.270	979
Eddie Mathews L	+1.772	379

DET 1968 Outfielding

player	FCOR	PA
Bill Freehan R	-0.704	18
Wayne Comer R	-0.513	353
Gates Brown L	+0.180	476
Jim Northrup L	+0.681	5687
Mickey Stanley R	+0.836	4540
Willie Horton R	+0.928	5093
Al Kaline R	+1.010	2729

DET Pitching — RS

ACOR	ACW	PA	O	pa/3	w	l	cg	player
-2.872	+0.254	135	107	3.79	2	1		Don McMahon R
-2.106	+0.372	1288	1008	3.83	32	7	28	Denny McLain R
-2.068	+0.245	518	384	4.05	7	4	4	John Hiller L
-1.418	+0.077	502	375	4.02	7	7	2	Pat Dobson R
-1.335	+0.121	283	204	4.16	3	2		Daryl Patterson R
-1.175	+0.141	908	673	4.05	17	12	10	Earl Wilson R
-0.970	+0.294	905	660	4.11	16	13	8	Mickey Lolich L
-0.415	-0.144	200	146	4.11	3			Fred Lasher R
-0.190	-0.065	781	547	4.28	10	12	7	Joe Sparma R

DET 1968 ERD probabilities

player	%	-.5	-.2	-0	+0	+2	+5	+1	si
Don McMahon R	5	30	74	26	17	5	4	13	
John Hiller L	5	37	69	31	23	8	4	16	
Daryl Patterson R	5	35	68	32	21	8	3	15	
Pat Dobson R	7	39	69	31	23	10	4	19	
Denny McLain R	4	40	74	26	21	8	4	16	
Fred Lasher R	5	37	67	33	23	8	5	19	
Earl Wilson R	5	39	68	32	25	9	3	15	
Mickey Lolich L	4	38	70	30	23	8	4	16	
Joe Sparma R	4	39	64	36	29	10	4	19	

SLN 1968 Catching

player	FCOR	PA
Johnny Edwards L	+0.643	1993
Tim McCarver L	+0.735	4208
Dave Ricketts S	+6.555	28

SLN 1968 Infielding

player	FCOR	PA
Dick Schofield S	+0.335	1397
Phil Gagliano R	+0.597	680
Orlando Cepeda R	+0.712	5897
Julian Javier R	+0.753	5226
Dal Maxvill R	+0.768	5510
Mike Shannon R	+0.782	5944
Bobby Tolan L	+0.906	323
Ed Spiezio R	+1.931	53

SLN 1968 Outfielding

player	FCOR	PA
Ron Davis R	+0.347	874
Bobby Tolan L	+0.559	2156
Lou Brock L	+0.629	5932
Roger Maris L	+0.680	2872
Curt Flood R	+0.787	5724
Phil Gagliano R	+0.969	161
Ed Spiezio R	+1.868	361

SLN Pitching — RS

ACOR	ACW	PA	O	pa/3	w	l	cg	player
-2.823	+0.618	1161	914	3.81	24	10	28	Bob Gibson R
-2.267	+0.527	195	147	3.98	1	1		Joe Hoerner L
-1.871	+0.532	269	191	4.23	2	2		Ron Willis R
-1.215	+0.280	861	646	4.00	17	10	8	Ray Washburn R
-0.770	+0.267	248	191	3.90	3	2		Dick Hughes R
-0.754	+0.039	954	696	4.11	14	10	10	Steve Carlton L
-0.667	+0.255	1025	731	4.21	20	12	13	Nelson Briles R
-0.510	-0.105	212	158	4.03	3	1	1	Mel Nelson L
-0.202	+0.121	644	461	4.19	8	11	3	Larry Jaster L
+0.590	-0.236	184	132	4.18	2	3		Wayne Granger R

SLN 1968 ERD probabilities

player	%	-.5	-.2	-0	+0	+2	+5	+1	si
Ron Willis R	7	37	67	33	21	8	3	15	
Bob Gibson R	5	39	75	25	19	6	2	10	
Joe Hoerner L	7	38	70	30	25	10	5	21	
Steve Carlton L	5	38	67	33	26	8	3	15	
Ray Washburn R	6	37	69	31	25	9	3	16	
Dick Hughes R	6	32	71	29	23	10	5	20	
Nelson Briles R	5	40	67	33	26	9	4	18	
Larry Jaster L	5	35	67	33	27	10	5	20	
Wayne Granger R	4	32	66	34	25	10	7	23	
Mel Nelson L	3	37	71	29	22	9	5	19	

DET vs SLN 1968 WS

DET Hitting — WS

ACR	ACW	PA	BR	/pa	w	l	player
+1.065	+0.253	1	1	1.00			Wayne Comer R
+0.838	+0.636	30*	12	0.40	1		Al Kaline R
+0.673	+0.596	30	14	0.47	2	1	Norm Cash L
+0.381	+0.567	29	13	0.45			Willie Horton R
+0.282	+0.642	4	2	0.50			Eddie Mathews L
+0.279	-0.699	24	9	0.38			Don Wert R
+0.119	-0.047	31	10	0.32			Dick McAuliffe L
-0.005	+0.725	29	8	0.28	1	1	Jim Northrup L
-0.104	+0.063	13	4	0.31			Mickey Lolich L
-0.462	+0.106	30	8	0.27			Mickey Stanley R
-0.469	-1.107	28	6	0.21		1	Bill Freehan R
-0.630	-0.278	1	0	0.00			Gates Brown L
-0.681	-0.742	2	0	0.00			Jim Price R
-0.787	+0.047	1	0	0.00			Ray Oyler R
-0.838	-0.580	3	0	0.00			Tommy Matchick L
-0.941	-2.761	1	0	0.00			Earl Wilson R
-1.443	-1.397	7	0	0.00			Denny McLain R

SLN Hitting — WS

ACR	ACW	PA	BR	/pa	w	l	player
+1.630	+0.909	1	1	1.00			Ed Spiezio R
+0.728	+0.748	31>	16	0.52	1		Lou Brock L
+0.517	+2.149	30	12	0.40	2		Tim McCarver L
+0.479	+0.025	1	1	1.00			Dave Ricketts S
+0.244	+0.202	30	12	0.40		1	Mike Shannon R
+0.206	-0.699	10	2	0.20			Bob Gibson R
-0.015	-0.685	30	9	0.30			Orlando Cepeda R
-0.065	+0.628	30	10	0.33			Curt Flood R
-0.243	-1.156	30	11	0.37			Julian Javier R
-0.416	-0.420	5	1	0.20			Nelson Briles R
-0.418	-0.619	22	8	0.36		1	Roger Maris L
-0.745	-0.831	25	3	0.12		1	Dal Maxvill R
-0.855	-2.555	3	0	0.00			Ray Washburn R
-0.884	-0.089	1	0	0.00			Bobby Tolan L
-0.884	-0.089	1	0	0.00			Johnny Edwards L
-0.983	-1.886	7	0	0.00		1	Ron Davis R
-1.020	-0.176	2	1	0.50			Joe Hoerner L
-1.061	-0.559	3	0	0.00			Phil Gagliano R

DET Pitching — WS

ACOR	ACW	PA	O	pa/3	w	l	cg	player
-5.266	-0.037	7	6	3.50				Fred Lasher R
-5.188	-0.025	9	9	3.00				Daryl Patterson R
-2.702	+0.695	104*	81	3.85	3		3	Mickey Lolich L
-0.935	-0.038	21	13	4.85				Earl Wilson R
+0.426	-0.136	73	50	4.38	1	1	1	Denny McLain R
+1.476	-1.618	19	14	4.07				Pat Dobson R
+7.965	-0.697	10	6	5.00		1		Don McMahon R
+8.548	-0.082	16	6	8.00		1		John Hiller L
+16.879	-0.520	3	1	9.00				Joe Sparma R

SLN Pitching — WS

ACOR	ACW	PA	O	pa/3	w	l	cg	player
-5.600	-0.006	3	3	3.00				Mel Nelson L
-4.800	-0.033	7	6	3.50				Wayne Granger R
-2.745	+0.452	101>	81	3.74	2	1	3	Bob Gibson R
-1.713	-0.019	18	13	4.15				Ron Willis R
+0.244	+0.256	50	34	4.41		1		Nelson Briles R
+4.341	-0.187	19	12	4.75				Steve Carlton L
+4.412	-0.920	25	14	5.36		1		Joe Hoerner L
+4.822	-1.141	35	22	4.77	1	1		Ray Washburn R
+19.779	-0.158	3	1	9.00				Dick Hughes R
+47.500	-1.157	3	0	#				Larry Jaster L

DET Hitting — Career

ACR	rank / 2348	player
+0.280	40	Eddie Mathews L
+0.231	90	Norm Cash L
+0.223	105	Al Kaline R
+0.106	541	Willie Horton R
+0.082	679	Gates Brown L
+0.073	758	Jim Northrup L
+0.070	779	Dick McAuliffe L
+0.044	997	Bill Freehan R
-0.059	1829	Mickey Stanley R
-0.068	1884	Don Wert R

SLN Hitting — Career

ACR	rank / 2348	player
+0.197	149	Roger Maris L
+0.180	188	Orlando Cepeda R
+0.102	565	Lou Brock L
+0.049	944	Tim McCarver L
+0.048	948	Curt Flood R
+0.012	1303	Mike Shannon R
-0.001	1406	Bobby Tolan L
-0.004	1438	Johnny Edwards L
-0.071	1902	Julian Javier R
-0.110	2123	Dick Schofield S
-0.177	2282	Dal Maxvill R

DET Hitting for wins — Career

ACW	rank / 2342	player
+0.475	128	Eddie Mathews L
+0.466	135	Al Kaline R
+0.440	167	Norm Cash L
+0.415	208	Gates Brown L
+0.236	694	Willie Horton R
+0.219	768	Jim Northrup L
+0.124	1181	Dick McAuliffe L
+0.115	1240	Bill Freehan R
+0.044	1575	Mickey Stanley R
-0.096	2075	Don Wert R

SLN Hitting for wins — Career

ACW	rank / 2342	player
+0.325	395	Roger Maris L
+0.290	501	Orlando Cepeda R
+0.129	1167	Curt Flood R
+0.118	1223	Lou Brock L
+0.047	1567	Tim McCarver L
+0.030	1635	Bobby Tolan L
+0.010	1728	Johnny Edwards L
-0.002	1768	Mike Shannon R
-0.186	2226	Julian Javier R
-0.253	2288	Dal Maxvill R
-0.255	2289	Dick Schofield S

DET vs SLN 1968 WS

DET Pitching — Career

ACOR	rank / 2194	player
-1.072	77	John Hiller L
-0.706	241	Don McMahon R
-0.516	394	Denny McLain R
-0.417	498	Mickey Lolich L
-0.243	767	Earl Wilson R
-0.089	1027	Pat Dobson R
+0.152	1437	Joe Sparma R

DET Pitching for wins — Career

ACW	rank / 2189	player
+0.064	186	Denny McLain R
+0.061	199	John Hiller L
+0.056	215	Mickey Lolich L
-0.010	500	Pat Dobson R
-0.034	647	Earl Wilson R
-0.106	1137	Joe Sparma R
-0.112	1177	Don McMahon R

DET Baserunning — Career

BCR	rank / 1572	player
+0.081	181	Mickey Stanley R
+0.033	482	Eddie Mathews L
+0.027	531	Al Kaline R
-0.001	809	Jim Northrup L
-0.032	1052	Dick McAuliffe L
-0.036	1077	Norm Cash L
-0.038	1088	Don Wert R
-0.087	1386	Willie Horton R
-0.092	1402	Bill Freehan R

DET Catching — Career

FCOR	rank / 407	player
+0.141	344	Bill Freehan R

DET Infielding — Career

FCOR	rank / 1407	player
-0.003	732	Dick Tracewski R
+0.004	770	Eddie Mathews L
+0.106	1098	Norm Cash L
+0.144	1167	Dick McAuliffe L
+0.233	1300	Don Wert R
+0.351	1362	Ray Oyler R

DET Outfielding — Career

FCOR	rank / 1075	player
-0.008	517	Al Kaline R
+0.189	927	Mickey Stanley R
+0.227	973	Willie Horton R
+0.248	989	Jim Northrup L
+0.354	1042	Gates Brown L

SLN Pitching — Career

ACOR	rank / 2194	player
-0.936	127	Bob Gibson R
-0.553	354	Steve Carlton L
-0.302	678	Nelson Briles R
-0.195	845	Joe Hoerner L
-0.002	1169	Ray Washburn R
+0.063	1275	Larry Jaster L
+0.234	1546	Wayne Granger R

SLN Pitching for wins — Career

ACW	rank / 2189	player
+0.166	32	Bob Gibson R
+0.063	190	Ray Washburn R
+0.052	224	Larry Jaster L
+0.031	314	Steve Carlton L
+0.017	369	Nelson Briles R
-0.075	917	Joe Hoerner L
-0.172	1574	Wayne Granger R

SLN Baserunning — Career

BCR	rank / 1572	player
+0.163	13	Lou Brock L
+0.137	28	Bobby Tolan L
+0.094	117	Roger Maris L
+0.078	196	Julian Javier R
+0.020	601	Curt Flood R
-0.035	1066	Dick Schofield S
-0.062	1245	Orlando Cepeda R
-0.072	1310	Johnny Edwards L
-0.085	1372	Dal Maxvill R
-0.112	1468	Tim McCarver L

SLN Catching — Career

FCOR	rank / 407	player
-0.029	190	Johnny Edwards L
+0.087	297	Tim McCarver L

SLN Infielding — Career

FCOR	rank / 1407	player
-0.031	624	Ed Spiezio R
-0.014	690	Dick Schofield S
+0.024	839	Julian Javier R
+0.063	973	Orlando Cepeda R
+0.087	1043	Dal Maxvill R
+0.282	1331	Mike Shannon R

SLN Outfielding — Career

FCOR	rank / 1075	player
-0.154	212	Bobby Tolan L
-0.010	507	Roger Maris L
+0.017	594	Curt Flood R
+0.065	709	Lou Brock L

DET vs SLN 1968 WS

DET Hall of fame

x	rank / 17364	player
4588	36	Al Kaline R
4530	39	Eddie Mathews L
2751	139	Norm Cash L
1277	715	Gates Brown L
1153	884	Willie Horton R
991	1244	Jim Northrup L
980	1278	John Hiller L
952	1397	Wayne Comer R
936	1476	Dick McAuliffe L
871	1817	Mickey Lolich L
775	2928	Earl Wilson R
748	3558	Don McMahon R
716	4980	Denny McLain R
677	8234	Bill Freehan R
646	10321	Mickey Stanley R
619	11927	Jim Price R
595	13074	Fred Lasher R
593	13172	Pat Dobson R
578	13757	Daryl Patterson R
520	15409	Dick Tracewski R
519	15424	Joe Sparma R
333	17127	Don Wert R
326	17150	Tommy Matchick L
235	17304	Ray Oyler R

DET MVP — Career

player	award	year
Norm Cash L	B vs RHP	1961
John Hiller L	LHP	1973
Willie Horton R	B vs LHP	1968
Mickey Lolich L	WS	1968
Eddie Mathews L	B vs RHP	1959
Eddie Mathews L	B vs RHP	1960

SLN Hall of fame

x	rank / 17364	player
2261	209	Roger Maris L
2199	230	Lou Brock L
2010	285	Orlando Cepeda R
1588	461	Bob Gibson R
1144	900	Curt Flood R
1039	1116	Bobby Tolan L
983	1269	Steve Carlton L
787	2697	Dick Hughes R
764	3191	Ron Willis R
737	3904	Nelson Briles R
695	6976	Tim McCarver L
680	7963	Larry Jaster L
656	9660	Johnny Edwards L
652	9913	Joe Hoerner L
624	11613	Ron Davis R
624	11660	Mike Shannon R
600	12821	Phil Gagliano R
594	13109	Mel Nelson L
589	13297	Ray Washburn R
553	14529	Wayne Granger R
541	14889	Ed Spiezio R
502	15744	Dave Ricketts S
365	17005	Julian Javier R
300	17218	Dick Schofield S
134	17354	Dal Maxvill R

SLN MVP — Career

player	award	year
Steve Carlton L	NLCS	1978
Steve Carlton L	LHP	1972
Steve Carlton L	LHP	1980
Bob Gibson R	WS	1967
Bob Gibson R	RHP	1968
Bob Gibson R	RHP	1969
Tim McCarver L	WS	1964

1968 WS

DET

Gates Brown:DET 1963-1975 (RS, LCS, WS) <3, 7, 9, 10, 11, 12>

Norm Cash:CHA 1958-1959 (RS, WS) <3, 7, 9, 11, 12>; DET 1960-1974 (RS, LCS, WS) <3, 7, 9, 10, 11, 12>

Wayne Comer:DET 1967-1968, 1972 (RS, WS) <2, 7, 8, 9, 11, 12>; SE1 1969 (RS) <2, 5, 7, 8, 9, 11>; MIL 1970 (RS) <7, 8, 9, 11, 12>; WS2 1970 (RS) <5, 7, 8, 9, 11, 12>

Pat Dobson:DET 1967-1969 (RS, WS) <1>; SDN 1970 (RS) <1>; BAL 1971-1972 (RS, WS) <1>; ATL 1973 (RS) <1>; NYA 1973-1975 (RS) <1>; CLE 1976-1977 (RS) <1>

Bill Freehan:DET 1961, 1963-1976 (RS, LCS, WS) <2, 3, 7, 9, 10, 11, 12>

John Hiller:DET 1965-1970, 1972-1980 (RS, LCS, WS) <1, 12>

Willie Horton:DET 1963-1977 (RS, LCS, WS) <5, 7, 9, 10, 11, 12>; TEX 1977 (RS) <7, 10, 11>; TOR 1978 (RS) <10, 11>; CLE 1978 (RS) <10, 11>; OAK 1978 (RS) <7, 10, 11>; SEA 1979-1980 (RS) <10, 11>

Al Kaline:DET 1953-1974 (RS, LCS, WS) <3, 5, 7, 8, 9, 10, 11, 12>

Fred Lasher:MIN 1963 (RS) <1>; DET 1967-1970 (RS, WS) <1>; CLE 1970 (RS) <1>; CAL 1971 (RS) <1>

Mickey Lolich:DET 1963-1975 (RS, LCS, WS) <1, 11, 12>; NYN 1976 (RS) <1>; SDN 1978-1979 (RS) <1>

Tommy Matchick:DET 1967-1969 (RS, WS) <3, 4, 5, 6, 11, 12>; KCA 1970 (RS) <4, 5, 6, 11>; BOS 1970 (RS) <4, 5, 6, 11>; MIL 1971 (RS) <4, 5, 11>; BAL 1972 (RS) <5>

Eddie Mathews:BSN 1952 (RS) <5, 11>; MLN 1953-1965 (RS, WS) <3, 5, 7, 11, 12>; ATL 1966 (RS) <5, 11>; HOU 1967 (RS) <3, 5, 11>; DET 1967-1968 (RS, WS) <3, 5, 11>

Dick McAuliffe:DET 1960-1973 (RS, LCS, WS) <4, 5, 6, 11, 12>; BOS 1974-1975 (RS) <4, 5, 6, 10, 11, 12>

Denny McLain:DET 1963-1970 (RS, WS) <1, 12>; WS2 1971 (RS) <1>; OAK 1972 (RS) <1>; ATL 1972 (RS) <1>

Don McMahon:MLN 1957-1962 (RS, WS) <1>; HOU 1962-1963 (RS) <1>; CLE 1964-1966 (RS) <1>; BOS 1966-1967 (RS) <1>; CHA 1967-1968 (RS) <1>; DET 1968-1969 (RS, WS) <1>; SFN 1969-1974 (RS, LCS) <1>

Jim Northrup:DET 1964-1974 (RS, LCS, WS) <3, 7, 8, 9, 11, 12>; MON 1974 (RS) <7, 9, 11>; BAL 1974-1975 (RS) <7, 8, 9, 10, 11, 12>

Ray Oyler:DET 1965-1968 (RS, WS) <3, 4, 5, 6, 11, 12>; SE1 1969 (RS) <6>; CAL 1970 (RS) <5, 6, 11>

Daryl Patterson:DET 1968-1971 (RS, WS) <1>; OAK 1971 (RS) <1>; SLN 1971 (RS) <1>; PIT 1974 (RS) <1>

Jim Price:DET 1967-1971 (RS, WS) <2, 11, 12>

Joe Sparma:DET 1964-1969 (RS, WS) <1, 12>; MON 1970 (RS) <1>

Mickey Stanley:DET 1964-1978 (RS, LCS, WS) <3, 4, 5, 6, 7, 8, 9, 11, 12>

Dick Tracewski:LAN 1962-1965 (RS, WS) <4, 5, 6, 11, 12>; DET 1966-1969 (RS, WS) <4, 5, 6, 11, 12>

Don Wert:DET 1963-1970 (RS, WS) <4, 5, 6, 11, 12>; WS2 1971 (RS) <4, 5, 6, 11>

Earl Wilson:BOS 1959-1960, 1962-1966 (RS) <1, 11, 12>; DET 1966-1970 (RS, WS) <1, 11>; SDN 1970 (RS) <1>

SLN

Nelson Briles:SLN 1965-1970 (RS, WS) <1>; PIT 1971-1973 (RS, LCS, WS) <1>; KCA 1974-1975 (RS) <1>; TEX 1976-1977 (RS) <1>; BAL 1977-1978 (RS) <1>

Lou Brock:CHN 1961-1964 (RS) <8, 9, 11, 12>; SLN 1964-1979 (RS, WS) <7, 8, 9, 11, 12>

Steve Carlton:SLN 1965-1971 (RS, WS) <1, 12>; PHI 1972-1986 (RS, LDS, LCS, WS) <1, 11>; SFN 1986 (RS) <1>; CHA 1986 (RS) <1>; CLE 1987 (RS) <1>; MIN 1987-1988 (RS) <1>

Orlando Cepeda:SFN 1958-1966 (RS, WS) <3, 5, 7, 9, 11, 12>; SLN 1966-1968 (RS, WS) <3, 11>; ATL 1969-1972 (RS, LCS) <3, 11>; OAK 1972 (RS) <11>; BOS 1973 (RS) <10>; KCA 1974 (RS) <10, 11>

Ron Davis:HOU 1962, 1966-1968 (RS) <7, 8, 9, 11, 12>; SLN 1968 (RS, WS) <7, 8, 9, 11, 12>; PIT 1969 (RS) <7, 8, 9, 11, 12>

Johnny Edwards:CIN 1961-1967 (RS, WS) <2, 11>; SLN 1968 (RS, WS) <2, 11>; HOU 1969-1974 (RS) <2, 11>

Curt Flood:CIN 1956-1957 (RS) <4, 5, 11, 12>; SLN 1958-1969 (RS, WS) <4, 5, 7, 8, 9, 11, 12>; WS2 1971 (RS) <8, 11, 12>

Phil Gagliano:SLN 1963-1970 (RS, WS) <3, 4, 5, 6, 7, 9, 11, 12>; CHN 1970 (RS) <3, 4, 5, 11>; BOS 1971-1972 (RS) <3, 4, 5, 7, 9, 11, 12>; CIN 1973-1974 (RS, LCS) <3, 4, 5, 7, 11, 12>

Bob Gibson:SLN 1959-1975 (RS, WS) <1, 11, 12>

Wayne Granger:SLN 1968, 1973 (RS, WS) <1>; CIN 1969-1971 (RS, LCS, WS) <1, 7>; MIN 1972 (RS) <1>; NYA 1973 (RS) <1>; CHA 1974 (RS) <1>; HOU 1975 (RS) <1>; MON 1976 (RS) <1>

Joe Hoerner:HOU 1963-1964 (RS) <1>; SLN 1966-1969 (RS, WS) <1>; PHI 1970-1972, 1975 (RS) <1>; ATL 1972-1973 (RS) <1>; KCA 1973-1974 (RS) <1>; TEX 1976 (RS) <1>; CIN 1977 (RS) <1>

Dick Hughes:SLN 1966-1968 (RS, WS) <1, 12>

Larry Jaster:SLN 1965-1968 (RS, WS) <1, 11>; MON 1969 (RS) <1>; ATL 1970, 1972 (RS) <1>

Julian Javier:SLN 1960-1971 (RS, WS) <4, 5, 6, 11, 12>; CIN 1972 (RS, WS) <3, 4, 5, 11>

Roger Maris:CLE 1957-1958 (RS) <7, 8, 9, 11, 12>; KCl 1958-1959 (RS) <8, 9, 11>; NYA 1960-1966 (RS, WS) <8, 9, 11>;
SLN 1967-1968 (RS, WS) <8, 9, 11>

Dal Maxvill:SLN 1962-1972 (RS, WS) <4, 5, 6, 7, 9, 11, 12>; OAK 1972-1975 (RS, LCS, WS) <4, 5, 6, 11, 12>; PIT 1973-1974 (RS) <6>

Tim McCarver:SLN 1959-1961, 1963-1969, 1973-1974 (RS, WS) <2, 3, 11, 12>; PHI 1970-1972, 1975-1980 (RS, LCS) <2, 3, 7, 11, 12>;
MON 1972 (RS) <2, 5, 7, 11>; BOS 1974-1975 (RS) <2, 3, 10, 11>

Mel Nelson:SLN 1960, 1968-1969 (RS, WS) <1>; LAA 1963 (RS) <1, 11, 12>; MIN 1965, 1967 (RS) <1>

Dave Ricketts:SLN 1963, 1965, 1967-1969 (RS, WS) <2, 3, 11>; PIT 1970 (RS) <2, 11>

Dick Schofield:SLN 1953-1958, 1968, 1971 (RS, WS) <4, 5, 6, 11, 12>; PIT 1958-1965 (RS, WS) <4, 5, 6, 7, 9, 11, 12>;
SFN 1965-1966 (RS) <6, 11, 12>; NYA 1966 (RS) <6, 11, 12>; LAN 1966-1967 (RS) <4, 5, 6, 11, 12>;
BOS 1969-1970 (RS) <4, 5, 6, 7, 9, 11>; MIL 1971 (RS) <4, 5, 6, 11>

Mike Shannon:SLN 1962-1970 (RS, WS) <2, 5, 7, 8, 9, 11, 12>

Ed Spiezio:SLN 1964-1968 (RS, WS) <5, 7, 9, 11>; SDN 1969-1972 (RS) <5, 7, 11>; CHA 1972 (RS) <5>

Bobby Tolán:SLN 1965-1968 (RS, WS) <3, 7, 8, 9, 11, 12>; CIN 1969-1970, 1972-1973 (RS, LCS, WS) <8, 9, 11>;
SDN 1974-1975, 1979 (RS) <3, 7, 8, 9, 11, 12>; PHI 1976-1977 (RS, LCS) <3, 7, 8, 9, 11, 12>; PIT 1977 (RS) <3, 7, 11>

Ray Washburn:SLN 1961-1969 (RS, WS) <1>; CIN 1970 (RS, WS) <1>

Ron Willis:SLN 1966-1969 (RS, WS) <1>; HOU 1969 (RS) <1>; SDN 1970 (RS) <1>

Broadcasters

George Kell:PHA 1943-1946 (RS) <5>; DET 1946-1952 (RS) <3, 5>; BOS 1952-1954 (RS) <5, 7, 11>;
CHA 1954-1956 (RS) <3, 5, 7, 9, 11, 12>; BAL 1956-1957 (RS) <3, 4, 5, 11, 12>

Tony Kubek:NYA 1957-1965 (RS, WS) <3, 4, 5, 6, 7, 8, 9, 11, 12>

Harry Carry

Curt Gowdy

1968

AL		t	%	ACR	ACOR	TAR	X		
1	DET	44	162	2	62	-0.059	-1.240	+1.181	298
2	BAL	20	162	56	-0.287	-0.837	+0.550	249	
3	CLE	11	161	1	53	-0.944	-1.047	+0.103	254
4	BOS	10	162	53	-0.539	-0.621	+0.082	269	
5	NYA	4	162	2	50	-0.683	-0.702	+0.019	255
6	OAK	2	162	1	50	-0.405	-0.552	+0.147	272
7	MIN	-4	162	48	-0.698	-0.833	+0.135	264	
8	CHA	-28	162	41	-1.238	-0.756	-0.482	268	
9	CAL	-28	162	41	-0.829	-0.014	-0.815	248	
10	WS2	-31	161	40	-0.754	+0.173	-0.927	277	

NL		t	%	ACR	ACOR	TAR	X		
1	SLN	32	162	59	-0.431	-1.172	+0.741	268	
2	SFN	14	162	1	53	-0.350	-0.812	+0.462	276
3	CHN	6	162	1	51	-0.475	-0.495	+0.020	259
4	CIN	4	162	1	50	-0.075	-0.232	+0.157	302
5	PIT	-2	156	1	49	-0.508	-0.856	+0.348	277
6	ATL	-6	150	1	47	-1.185	-0.855	-0.330	269
7	LAN	-9	161	47	-0.931	-0.636	-0.295	271	
8	PHI	-10	162	46	-0.771	-0.263	-0.508	281	
9	HOU	-13	151	45	-0.765	-0.315	-0.450	266	
10	NYN	-16	162	1	44	-1.075	-0.883	-0.192	267

AL		rank	last PS app	WS	win
*	DET	44	AL #1	WS 1945	1945 1945
1	BAL	20	AL #2	WS 1966	1966 1966
2	CLE	11	AL #3	WS 1954	1954 1948
3	BOS	10	AL #4	WS 1967	1967 1918
4	NYA	4	AL #5	WS 1964	1964 1962
5	OAK	2	AL #6	WS 1931	1931 1930
6	MIN	-4	AL #7	WS 1965	1965 1924
7	CHA	-28	AL #8	WS 1959	1959 1917
8	CAL	-28	AL #9		
9	WS2	-31	AL #10		

NL		rank	last PS app	WS	win
*	SLN	32	NL #1	WS 1967	1967 1967
1	SFN	14	NL #2	WS 1962	1962 1954
2	CHN	6	NL #3	WS 1945	1945 1908
3	CIN	4	NL #4	WS 1961	1961 1940
4	PIT	-2	NL #5	WS 1960	1960 1960
5	ATL	-6	NL #6	WS 1958	1958 1957
6	LAN	-9	NL #7	WS 1966	1966 1965
7	PHI	-10	NL #8	WS 1950	1950
8	HOU	-13	NL #9		
9	NYN	-16	NL #10		

ser	w	l	pa	o	br	r	ACR	ACOR	X	#	
WS	DET	SLN	'L 'w l	'l 'W 'w 'w	264 / 526	186 / 372	87 / 174	34 / 61	+0.822	-0.221	44 179

Number of games:

WS: 7 / 7

7 postseason / 7 (min 4) (100%)

+ 1604 regular season / 1620 (99%)

+ 6 ties

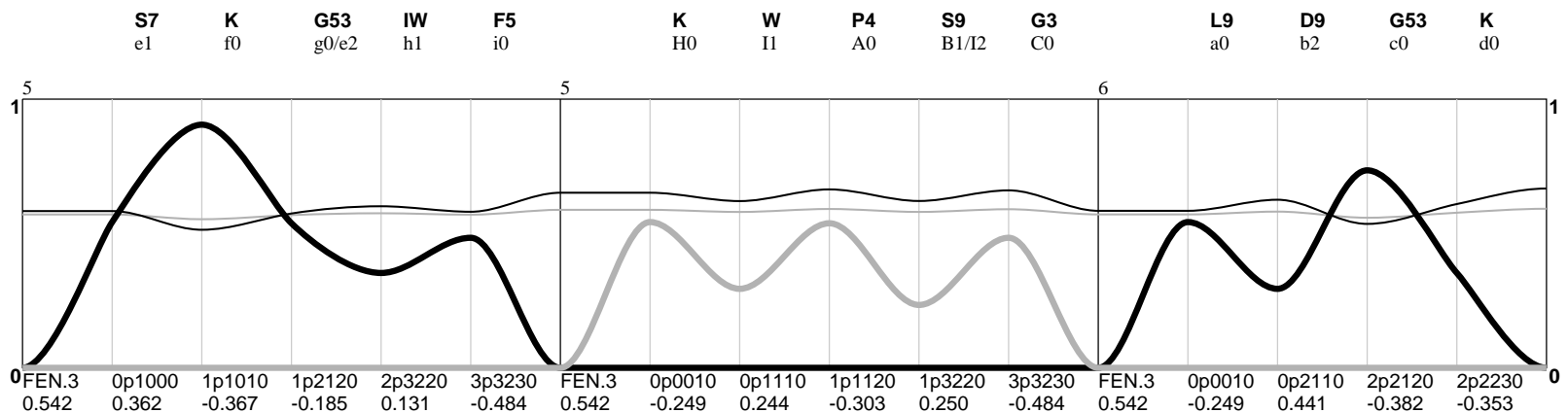
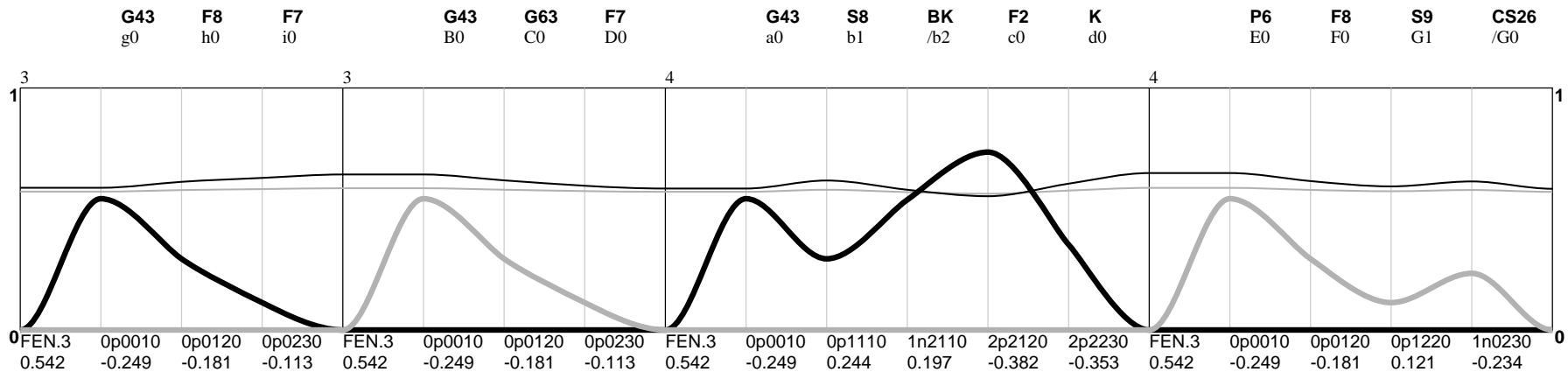
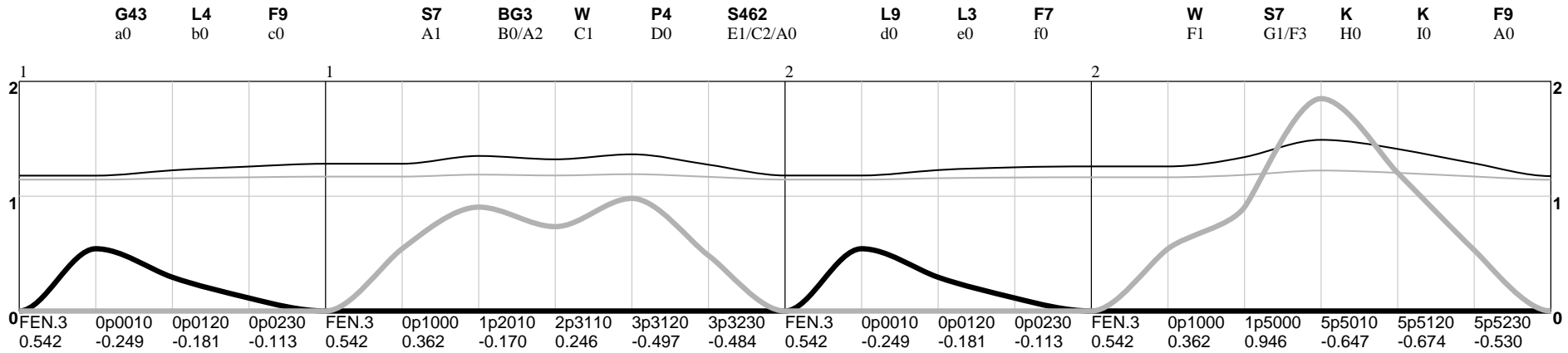
= 1617 games in 1968.

1968

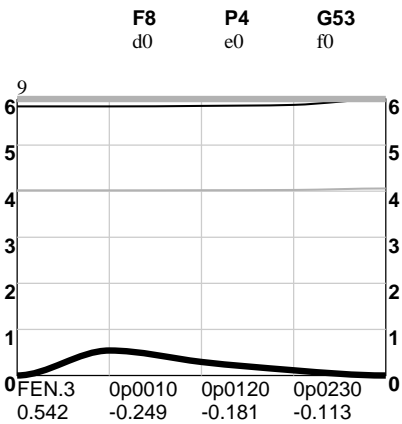
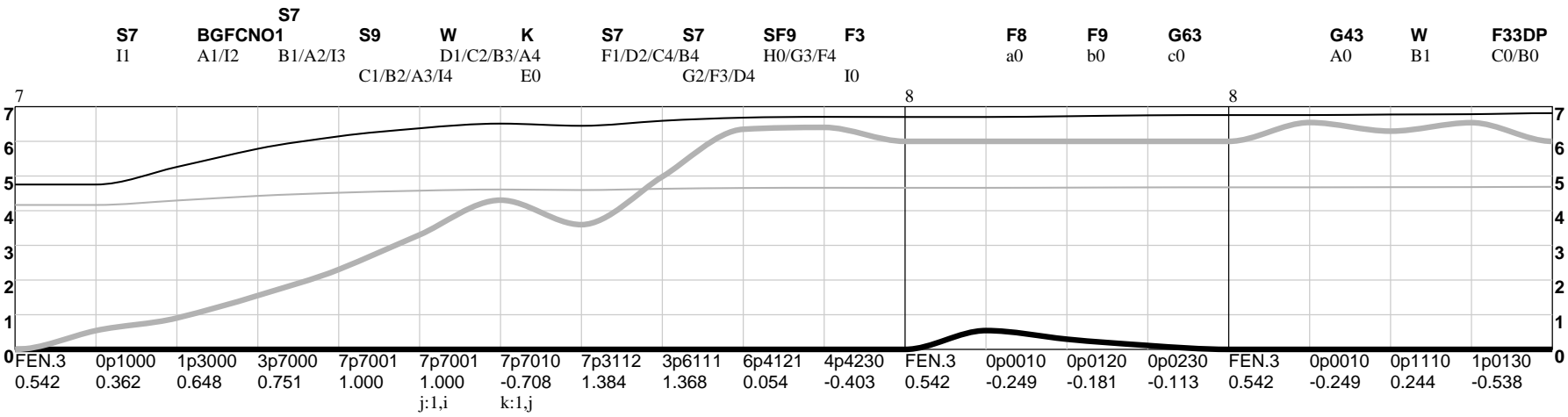
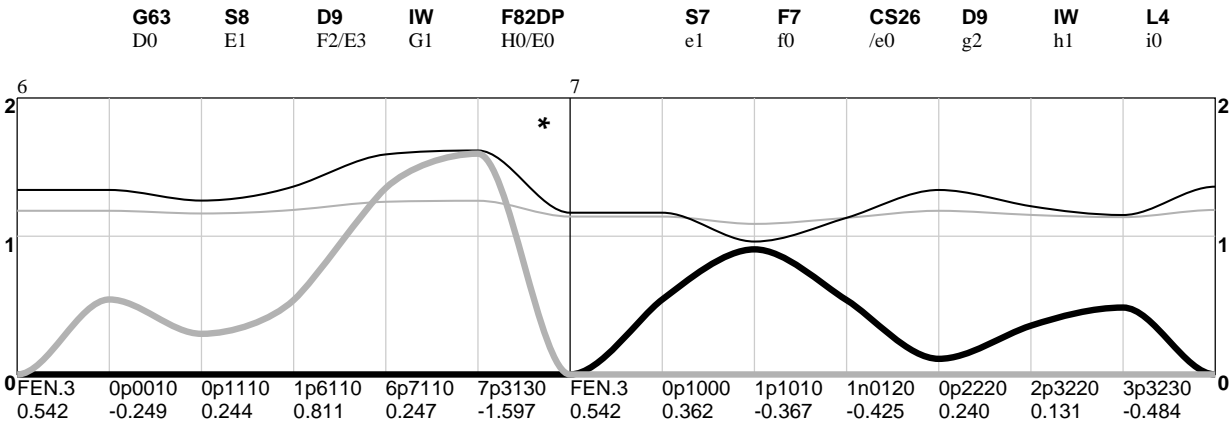
ru AL hitting MVP		ACR	PA	ACW	w	l	+1	ru NL hitting MVP		ACR	PA	ACW	w	l	+1		
1	Carl Yastrzemski L	BOS	+0.293	664	+0.373	19	7	47	1	Willie McCovey L	SFN	+0.329	608	+0.713	15	10	51
2	Frank Howard R	WS2	+0.238	663	+0.548	17	16	63	2	Billy Williams L	CHN	+0.233	699	+0.460	15	9	49
3	Bill Freehan R	DET	+0.218	635	+0.471	15	10	48	3	* Dick Allen R	PHI	+0.235	605	+0.756	21	9	51
4	* Willie Horton R	DET	+0.207	578	+0.414	9	4	60	4	1 Willie Mays R	SFN	+0.246	573	+0.623	18	6	47
5	7 Jim Northrup L	DET	+0.185	643	+0.286	16	6	51	5	Rusty Staub L	HOU	+0.196	638	+0.223	16	9	35
6	5 Mickey Mantle S	NYA	+0.203	547	+0.465	8	3	29	6	3 Cleon Jones R	NYN	+0.212	552	+0.606	10	6	38
7	4 Ken Harrelson R	BOS	+0.174	612	+0.526	23	12	53	7	3 Jim Wynn R	HOU	+0.184	602	+0.522	13	6	40
8	Roy White S	NYA	+0.160	660	+0.097	19	8	35	8	18 Johnny Bench R	CIN	+0.161	607	+0.107	8	7	48
9	8 Al Kaline R	DET	+0.252	389	+0.187	8	4	29	9	8 Pete Rose Sr. S	CIN	+0.134	692	+0.355	12	2	25
10	9 Frank Robinson R	BAL	+0.192	508	+0.146	7	4	29	10	9 Lou Brock L	SLN	+0.130	712	+0.304	20	5	31
11	Boog Powell L	BAL	+0.147	634	+0.265	15	11	42	11	14 Matty Alou L	PIT	+0.157	571	+0.351	10	8	31
12	Don Buford S	BAL	+0.185	494	+0.239	13	3	23	12	Ron Santo R	CHN	+0.124	682	+0.088	17	21	49
13	Tony Oliva L	MIN	+0.133	528	+0.169	9	11	36	13	10 Lee May R	CIN	+0.133	602	+0.331	11	10	43
14	Reggie Jackson L	OAK	+0.102	614	+0.000	8	8	43	14	Hank Aaron R	ATL	+0.127	623	+0.584	12	12	41
15	20 Ken McMullen R	WS2	+0.099	626	+0.415	9	8	37	15	10 Tony Perez R	CIN	+0.109	690	+0.307	13	9	51
16	Rick Monday L	OAK	+0.109	563	+0.112	9	9	24	16	11 Bobby Bonds r	SFN	+0.201	349	+0.464	7	3	16
17	16 Mike Andrews R	BOS	+0.092	634	+0.206	12	0	23	17	24 Roberto Clemente R	PIT	+0.122	541	+0.072	7	6	30
18	19 Dick McAuliffe L	DET	+0.086	658	+0.045	13	3	37	18	Willie Smith L	CLE	+0.383	157	+0.150	2	0	13
19	14 Reggie Smith S	BOS	+0.087	632	+0.370	8	4	38	19	Felipe Alou R	ATL	+0.087	662	+0.343	12	3	28
20	Rick Reichardt R	CAL	+0.088	601	+0.090	9	16	42	20	Tito Francona L	ATL	+0.157	365	-0.066	9	4	22
21	22 Norm Cash L	DET	+0.114	458	+0.125	11	6	43	21	13 Ron Hunt R	SFN	+0.085	650	+0.223	8	1	16
22	Joe Pepitone L	NYA	+0.117	421	-0.119	10	10	31	22	Ed Charles R	NYN	+0.133	409	+0.280	9	10	31
23	19 Duke Sims L	CLE	+0.103	429	+0.280	12	5	21	23	Jim Ray Hart R	SFN	+0.097	535	-0.330	8	5	39
24	Joe Azcue R	CLE	+0.106	389	+0.098	4	3	20	24	Ken Boyer R	LAN	+0.206	242	+0.406	4	2	17
25	Roger Repoz L	CAL	+0.094	426	-0.052	9	5	26	25	24 Curt Flood R	SLN	+0.072	666	+0.279	14	8	29

ru AL pitching MVP		ACOR	PA	ACW	w	l	c	ru NL pitching MVP		ACOR	PA	ACW	w	l	c		
1	1 Denny McLain R	DET	-2.106	1288	+0.372	32	7	28	1	* Bob Gibson R	SLN	-2.823	1161	+0.618	24	10	28
2	2 Luis Tiant R	CLE	-2.518	987	+0.625	22	9	19	2	17 Fergie Jenkins R	CHN	-1.580	1231	+0.278	19	18	20
3	* Dave McNally L	BAL	-1.851	1038	+0.388	23	10	18	3	4 Tom Seaver R	NYN	-1.666	1088	+0.588	16	14	14
4	1 Sam McDowell L	CLE	-1.501	1099	+0.556	18	13	11	4	7 Pat Jarvis R	ATL	-1.856	880	+0.430	15	12	13
5	Dean Chance R	MIN	-1.394	1161	+0.196	16	17	15	5	2 Jerry Koosman L	NYN	-1.525	1058	+0.417	19	13	17
6	6 Stan Bahnsen R	NYA	-1.482	1071	+0.499	18	15	10	6	Bob Veale L	PIT	-1.557	965	+0.340	14	14	12
7	3 Mel Stottlemyre Sr. R	NYA	-1.318	1123	+0.373	21	12	19	7	5 Juan Marichal R	SFN	-1.107	1307	+0.234	26	11	30
8	12 Jim Nash R	OAK	-1.465	910	+0.414	16	13	12	8	Gaylord Perry R	SFN	-1.245	1159	+0.184	16	18	19
9	4 Wilbur Wood L	CHA	-2.112	627	+0.433	7	5	0	9	11 Don Drysdale R	LAN	-1.344	930	+0.480	13	11	12
10	14 Ray Culp R	BOS	-1.440	886	+0.217	18	8	11	10	8 Bill Hands R	CHN	-1.190	1013	+0.276	22	12	11
11	3 Tommy John L	CHA	-1.701	705	+0.468	11	8	5	11	9 Steve Blass R	PIT	-1.441	825	+0.301	17	7	11
12	23 Stan Williams R	CLE	-1.361	796	+0.314	12	11	6	12	Phil Niekro R	ATL	-1.221	948	+0.221	14	16	13
13	8 John Hiller L	DET	-2.068	518	+0.245	7	4	4	13	10 Bobby Bolin R	SFN	-1.628	696	+0.443	11	7	6
14	22 Earl Wilson R	DET	-1.175	908	+0.141	17	12	10	14	15 Ray Washburn R	SLN	-1.215	861	+0.280	17	10	8
15	20 Jose Santiago R	BOS	-2.096	497	+0.341	9	6	7	15	13 Gary Nolan R	CIN	-1.730	596	+0.354	12	4	4
16	George Brunet L	CAL	-1.066	973	+0.334	16	19	8	16	Don Sutton R	LAN	-1.136	847	+0.489	12	15	7
17	16 Jim Hardin R	BAL	-1.054	974	+0.312	18	13	15	17	Larry Jackson R	PHI	-0.930	997	+0.197	15	18	11
18	21 Jim Perry R	MIN	-1.831	556	+0.435	8	7	3	18	Ray Sadecki L	SFN	-0.859	1040	+0.124	14	16	13
19	Vicente Romo r	CLE	-3.063	321	+0.455	2	2	0	19	Clay Carroll R	CIN	-1.410	588	+0.263	6	6	0
20	18 Blue Moon Odom R	OAK	-1.010	950	+0.186	18	10	9	20	6 Chris Short L	PHI	-0.741	1102	+0.219	20	14	9
21	9 Jim Kaat L	MIN	-1.032	854	+0.246	14	12	9	21	35 Phil Regan R	CHN	-1.410	542	+0.069	6	5	0
22	7 Mickey Lolich L	DET	-0.970	905	+0.294	16	13	8	22	26 Bob Moose R	PIT	-1.117	679	+0.279	11	10	3
23	44 Gary Bell R	BOS	-0.972	827	+0.002	14	11	9	23	14 Steve Carlton L	SLN	-0.754	954	+0.039	14	10	10
24	28 Sonny Siebert R	CLE	-0.912	844	+0.150	14	12	7	24	Cecil Upshaw R	ATL	-1.601	446	+0.214	4	8	0
25	25 Tom Phoebus R	BAL	-0.753	994	+0.130	18	12	9	25	Dave Giusti R	HOU	-0.749	929	+0.205	12	16	12

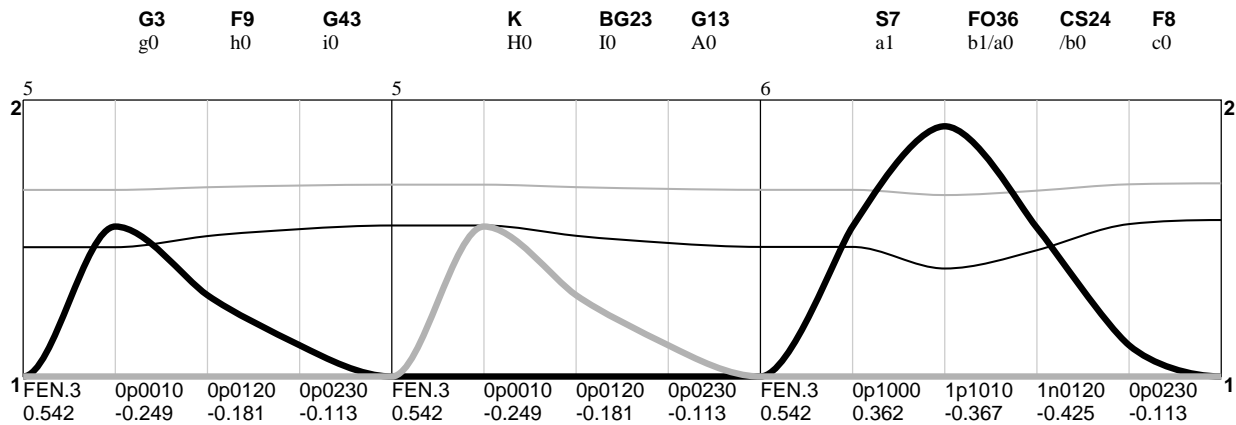
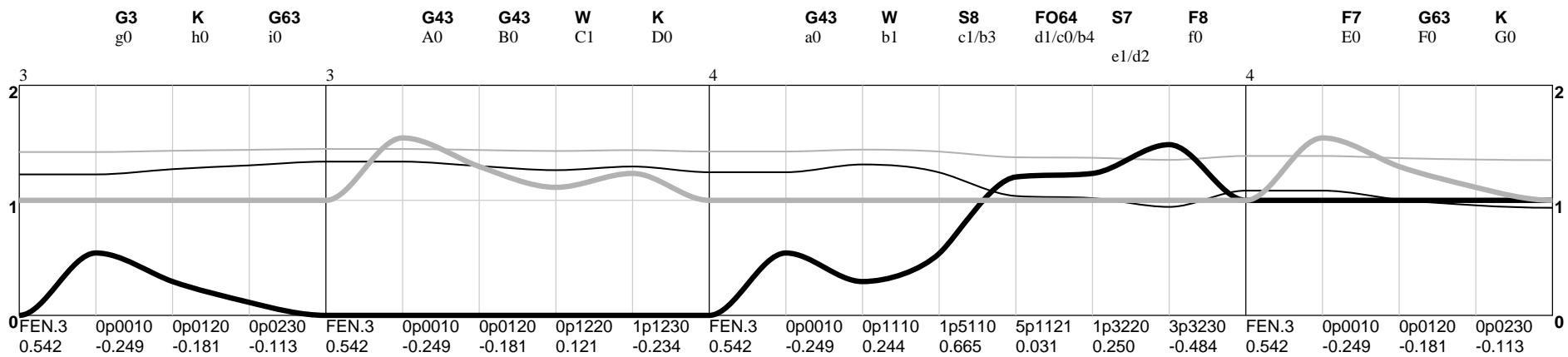
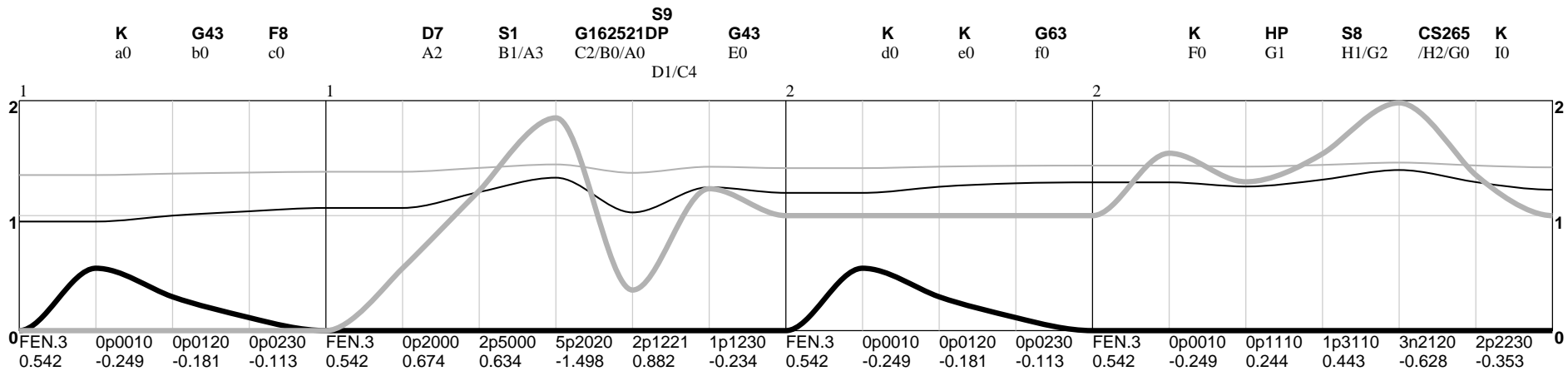
CIN vs BOS 1975 WS gm 1 10/11 (0) Sat



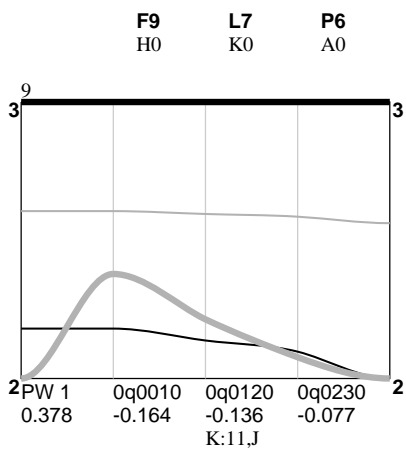
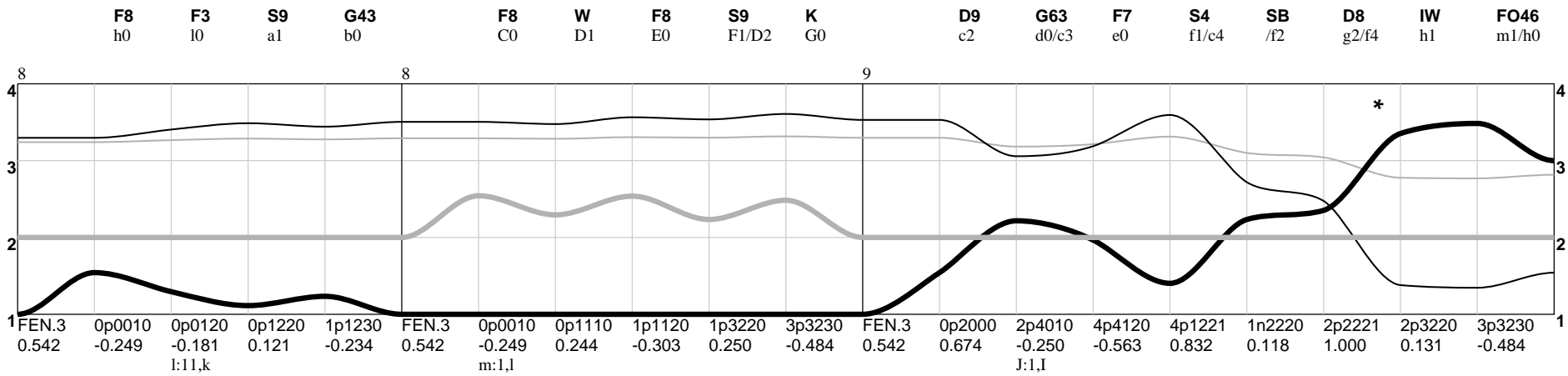
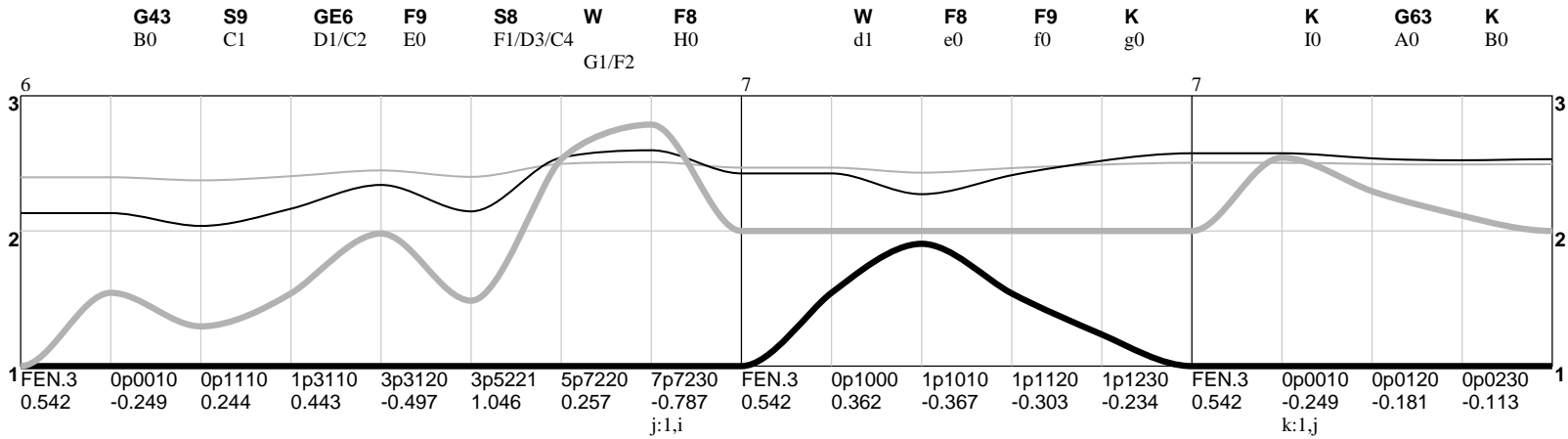
CIN vs BOS 1975 WS gm 1 10/11 (0) Sat



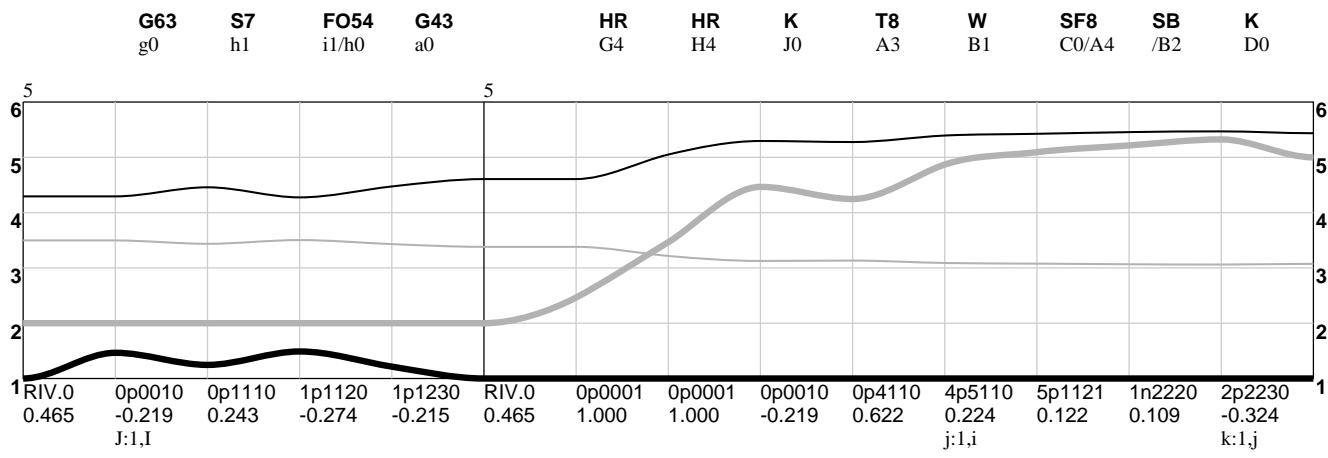
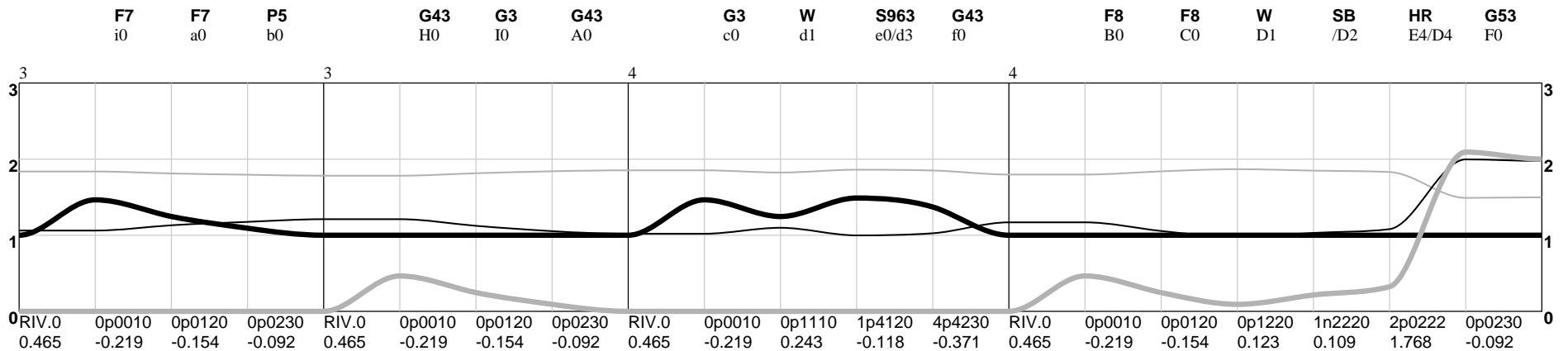
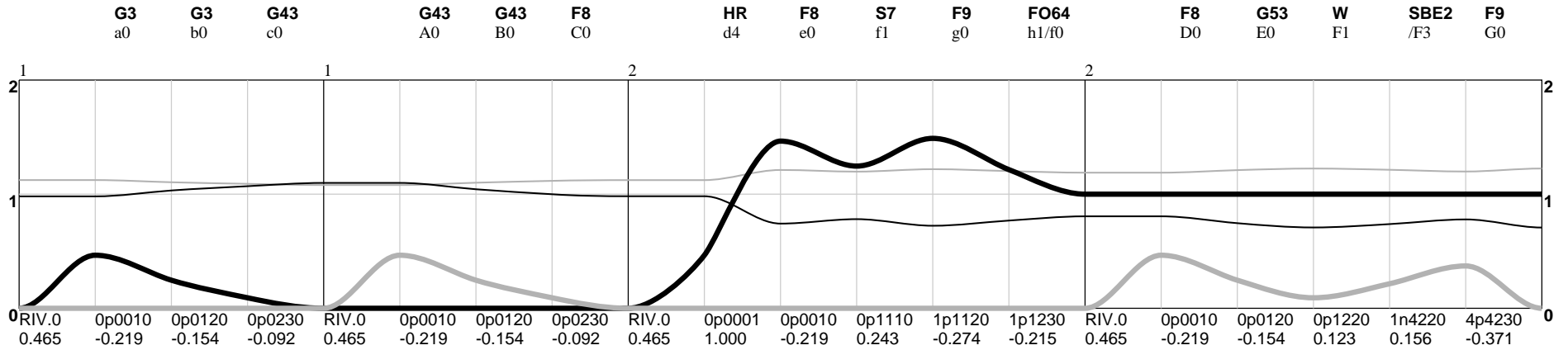
CIN vs BOS 1975 WS gm 2 10/12 (0) Sun



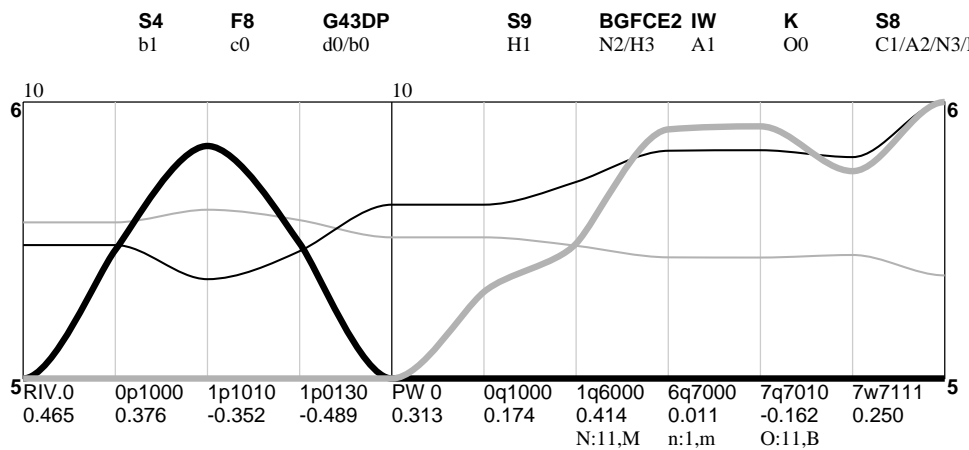
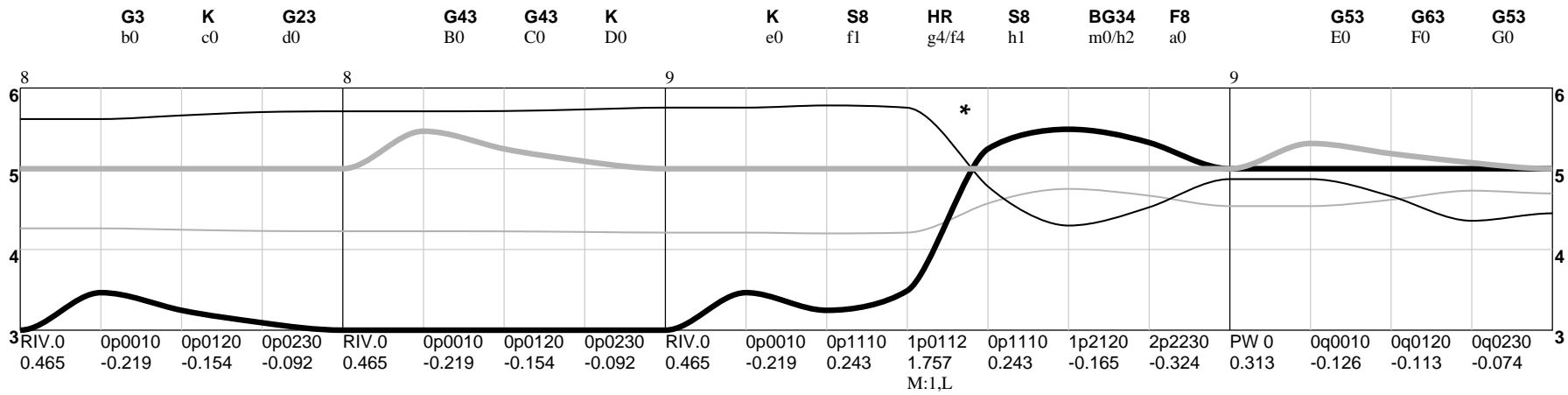
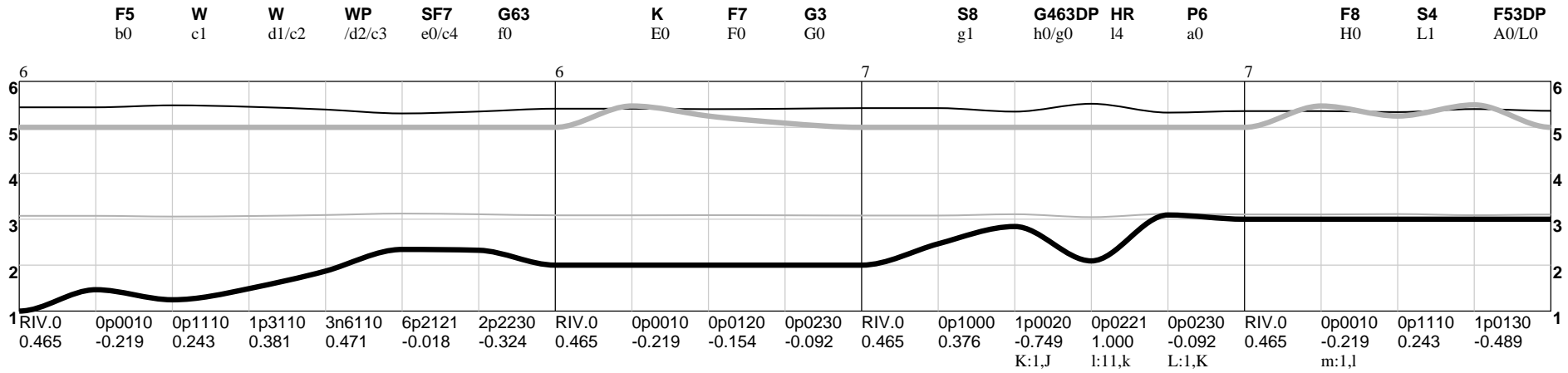
CIN vs BOS 1975 WS gm 2 10/12 (0) Sun



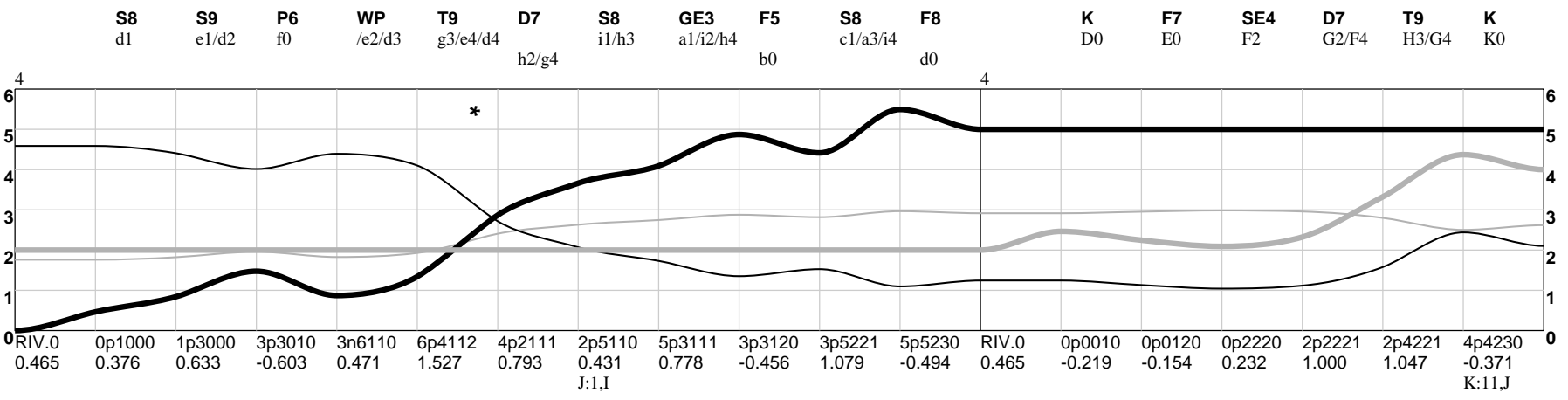
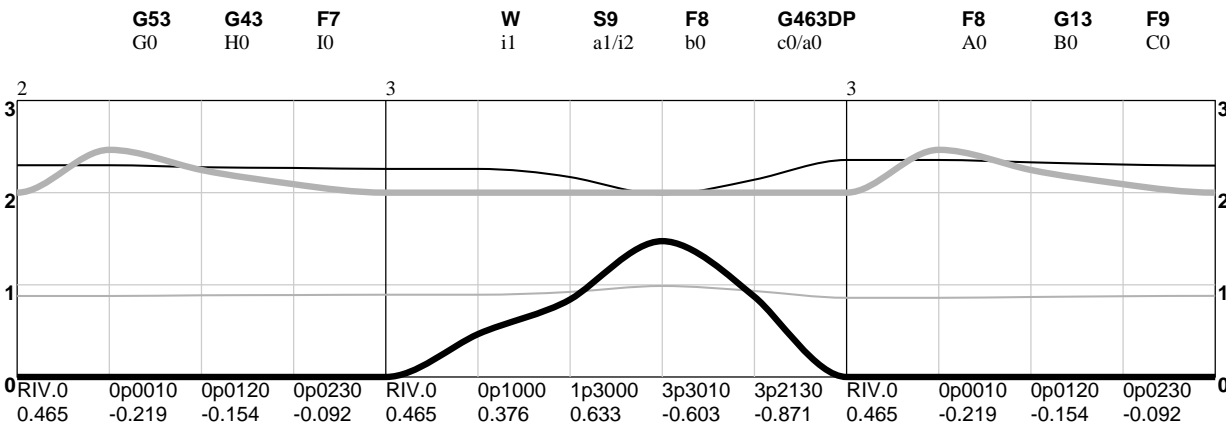
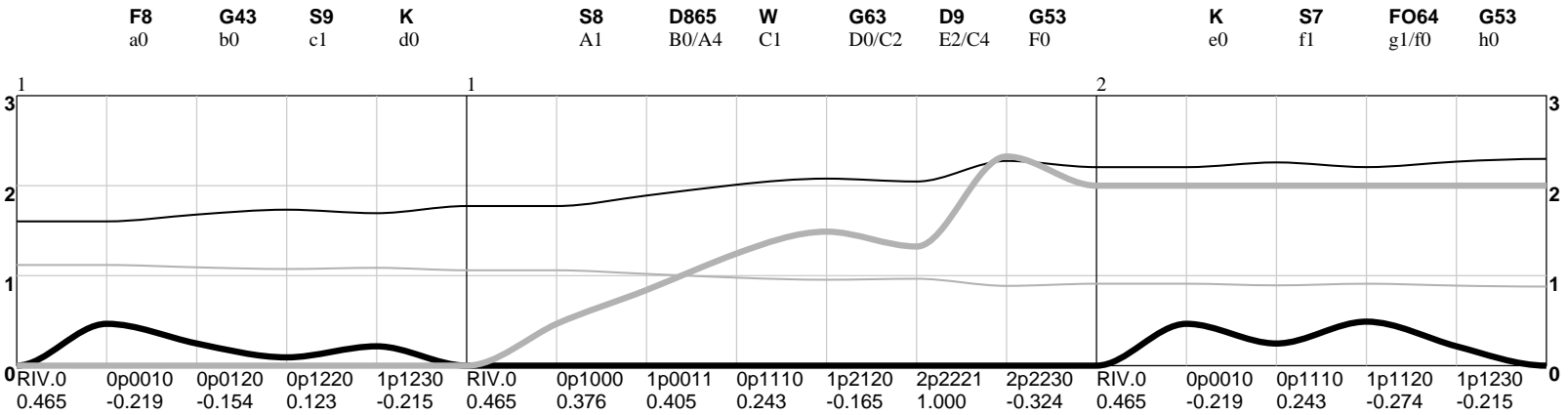
BOS vs CIN 1975 WS gm 3 10/14 (0) Tue



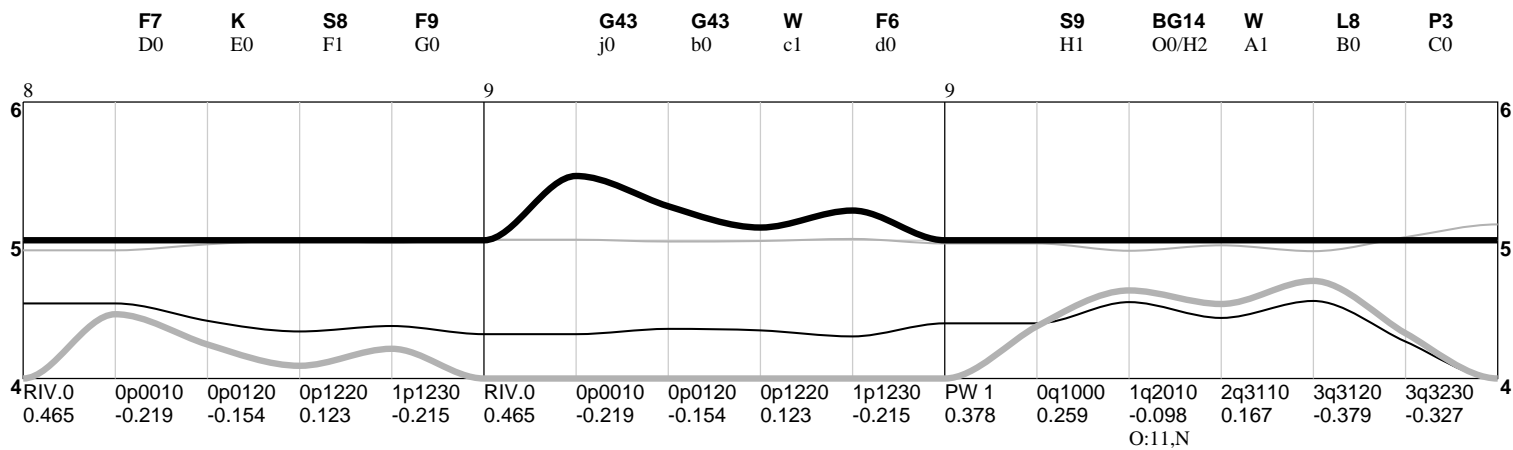
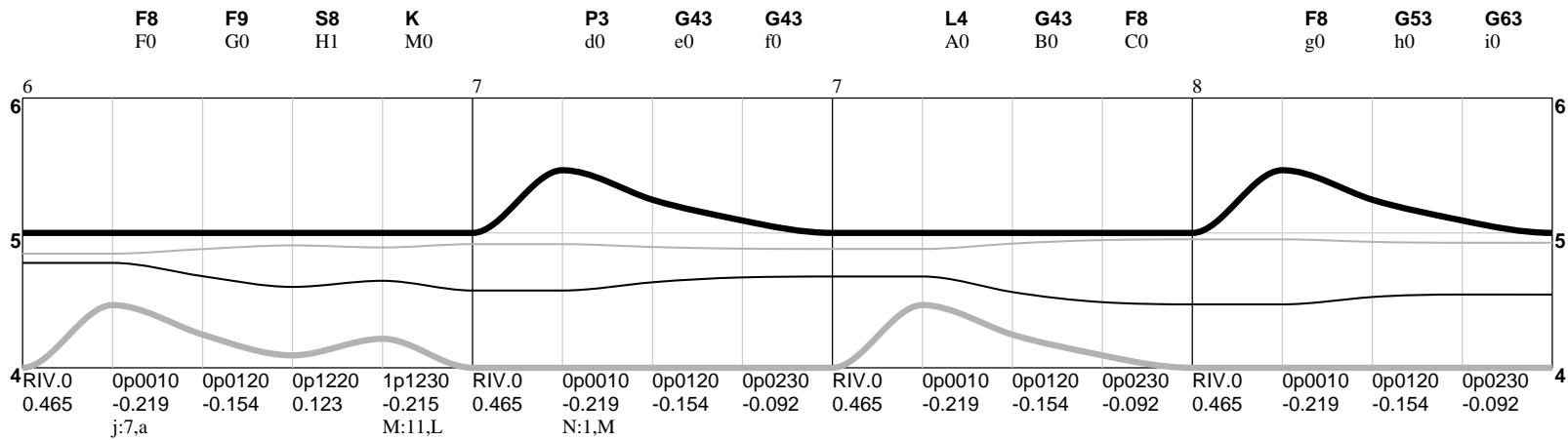
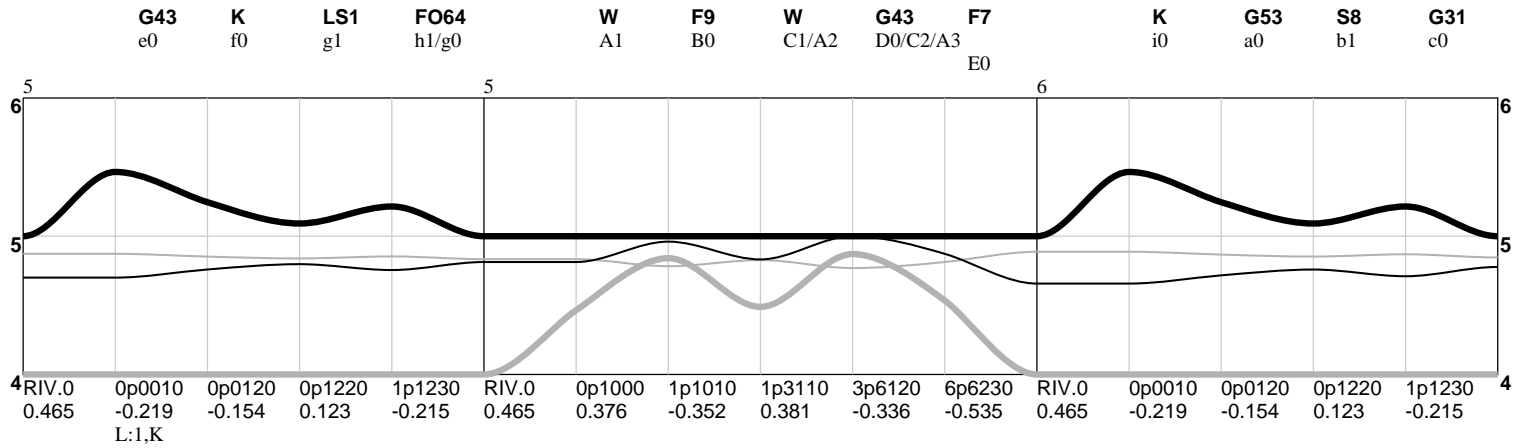
BOS vs CIN 1975 WS gm 3 10/14 (0) Tue



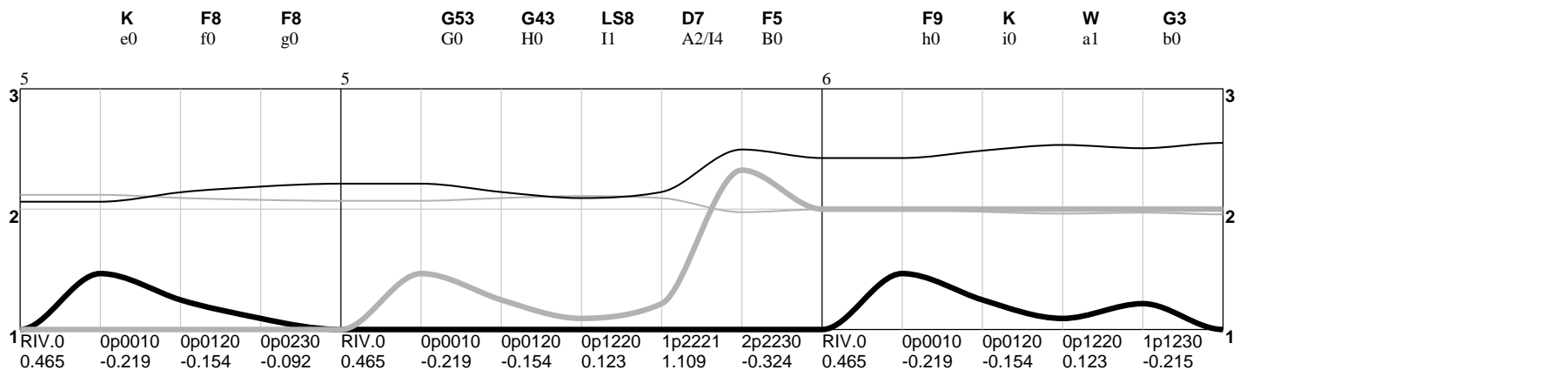
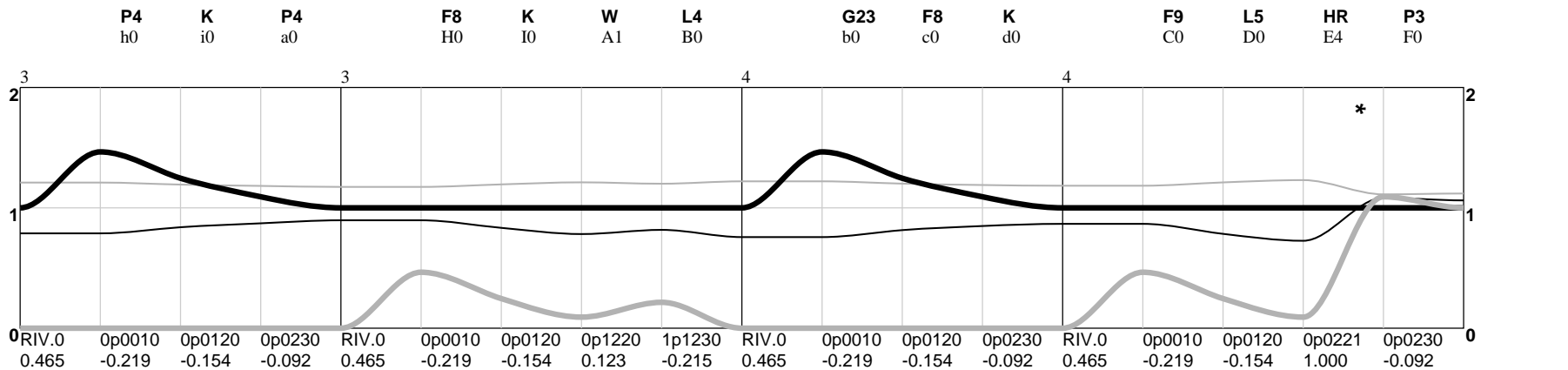
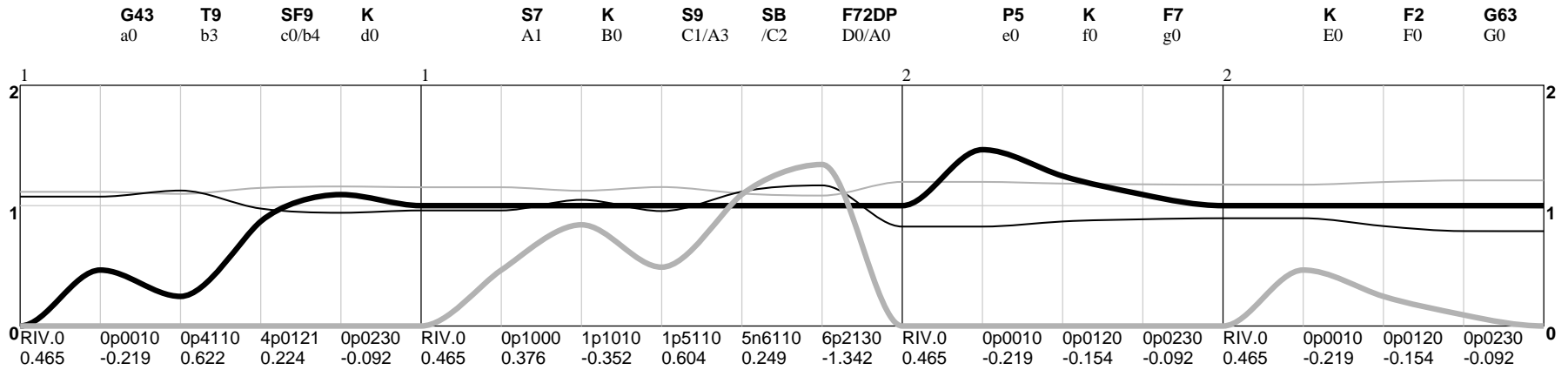
BOS vs CIN 1975 WS gm 4 10/15 (0) Wed



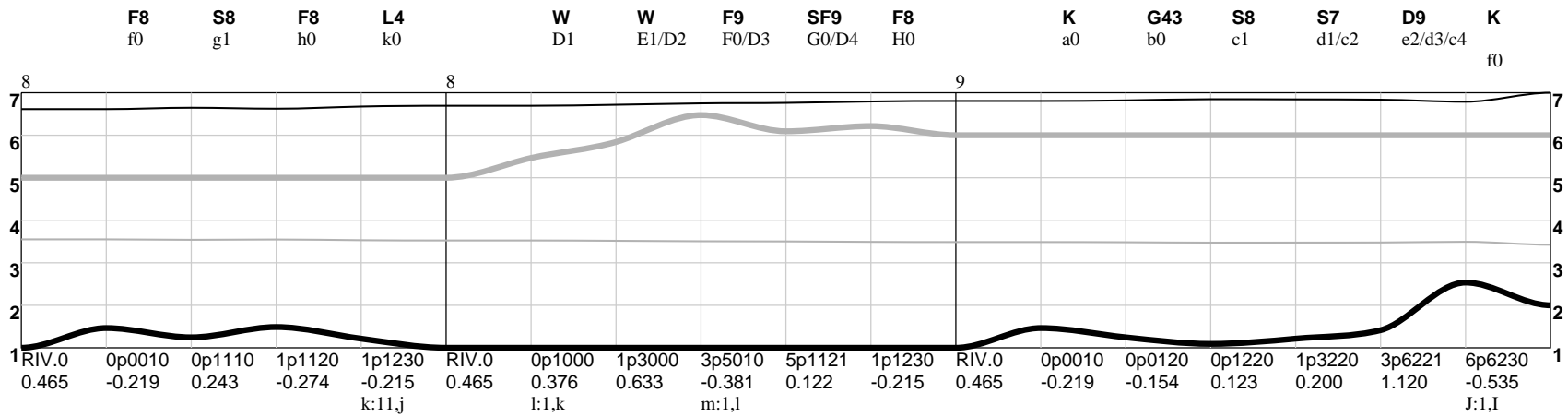
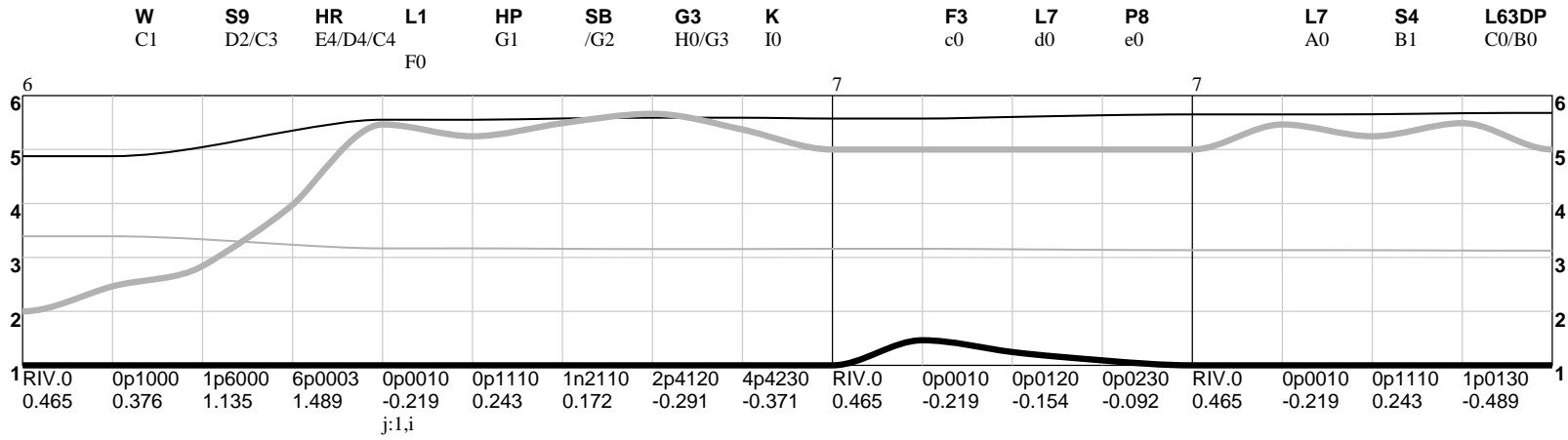
BOS vs CIN 1975 WS gm 4 10/15 (0) Wed



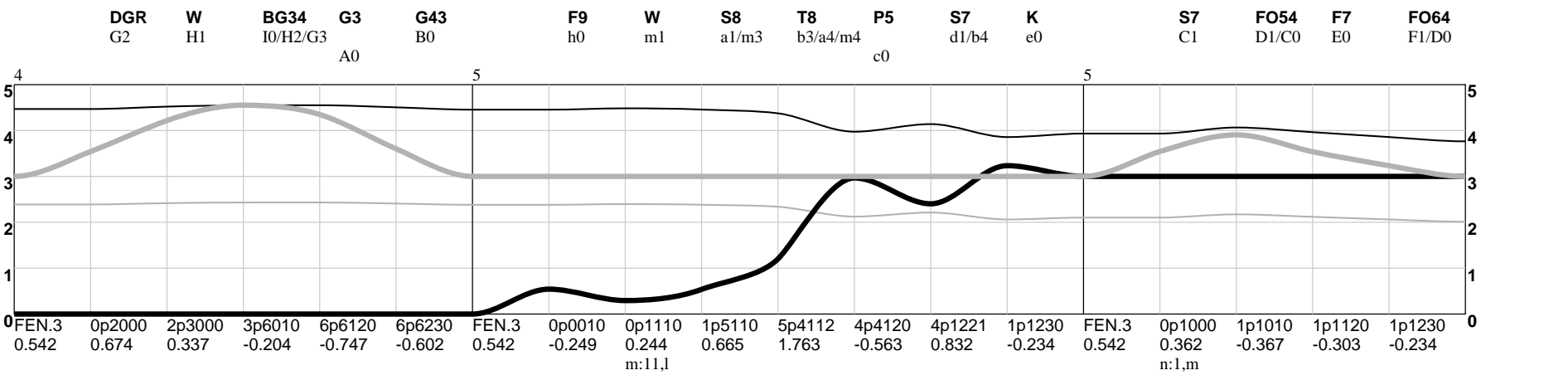
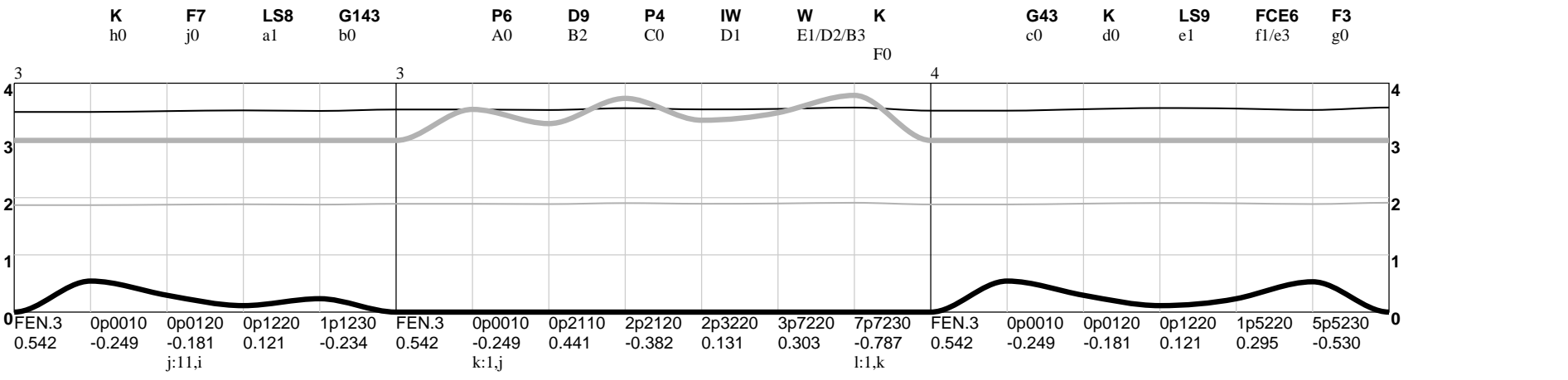
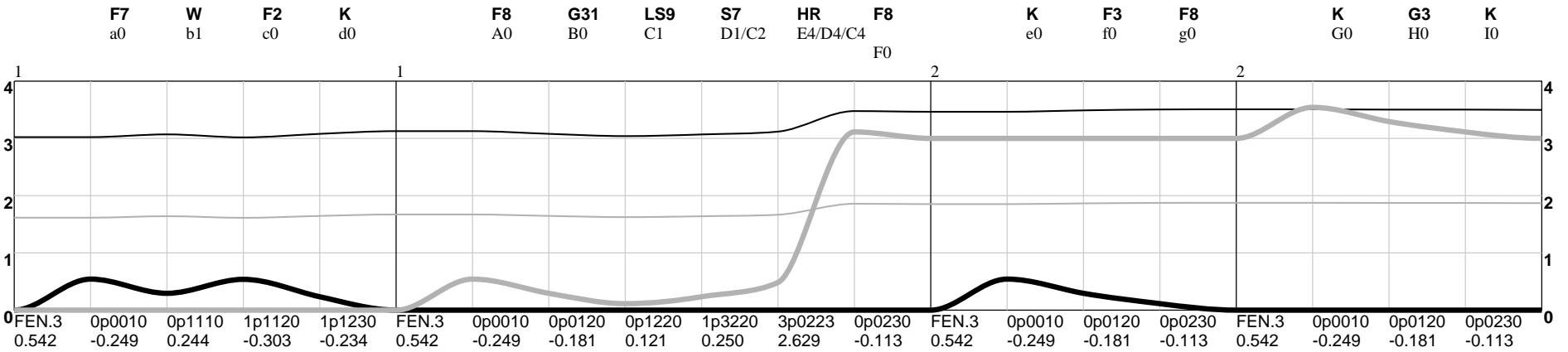
BOS vs CIN 1975 WS gm 5 10/16 (0) Thu



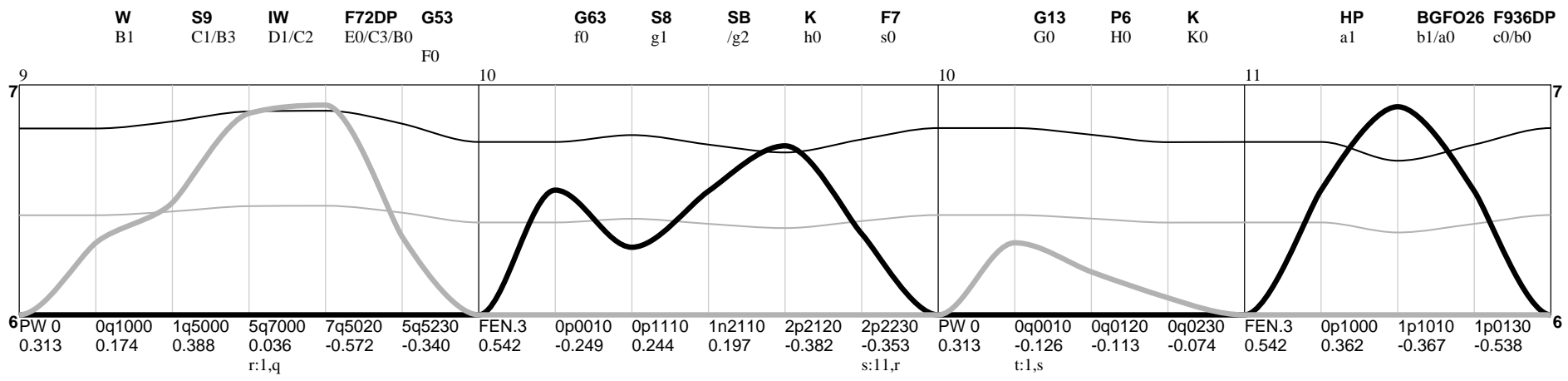
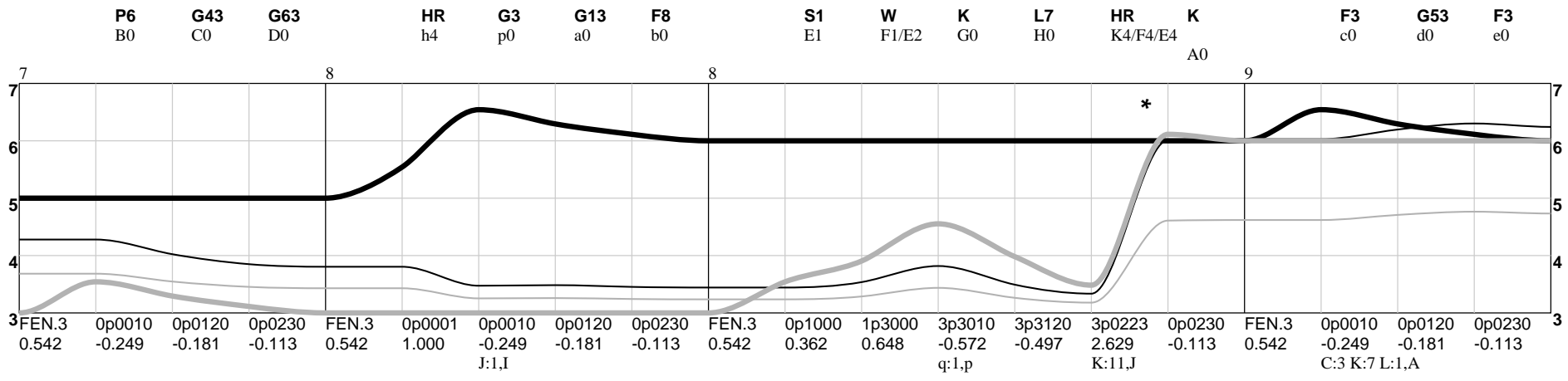
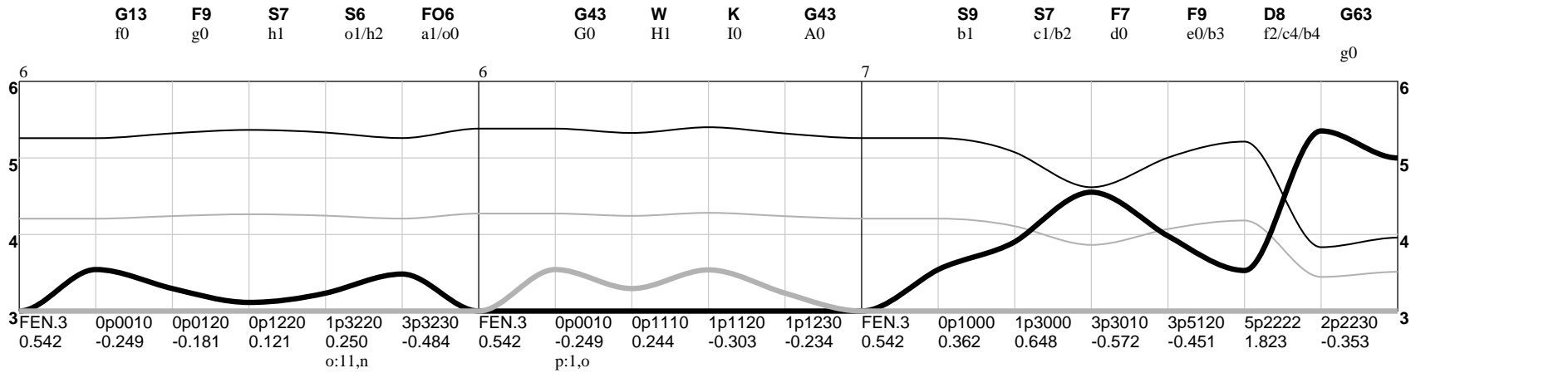
BOS vs CIN 1975 WS gm 5 10/16 (0) Thu

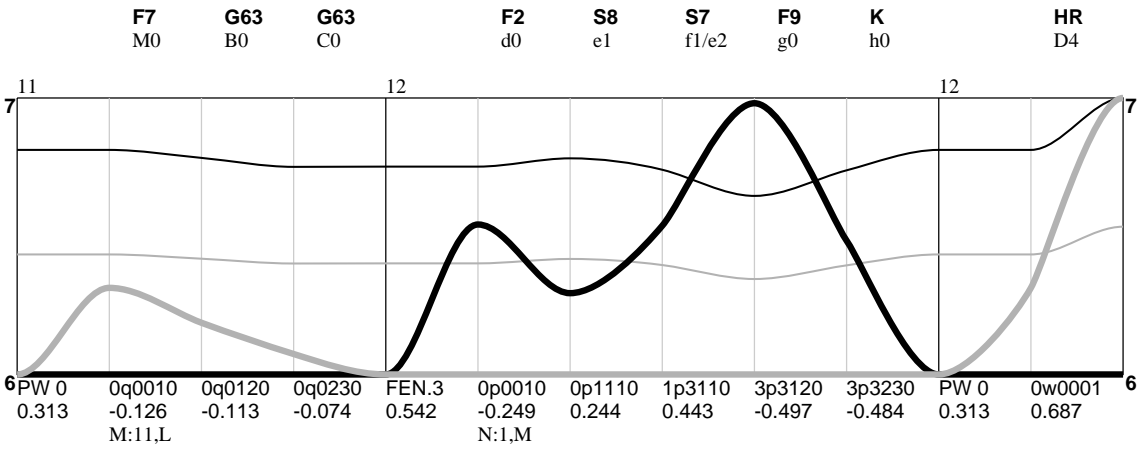


CIN vs BOS 1975 WS gm 6 10/21 (0) Tue



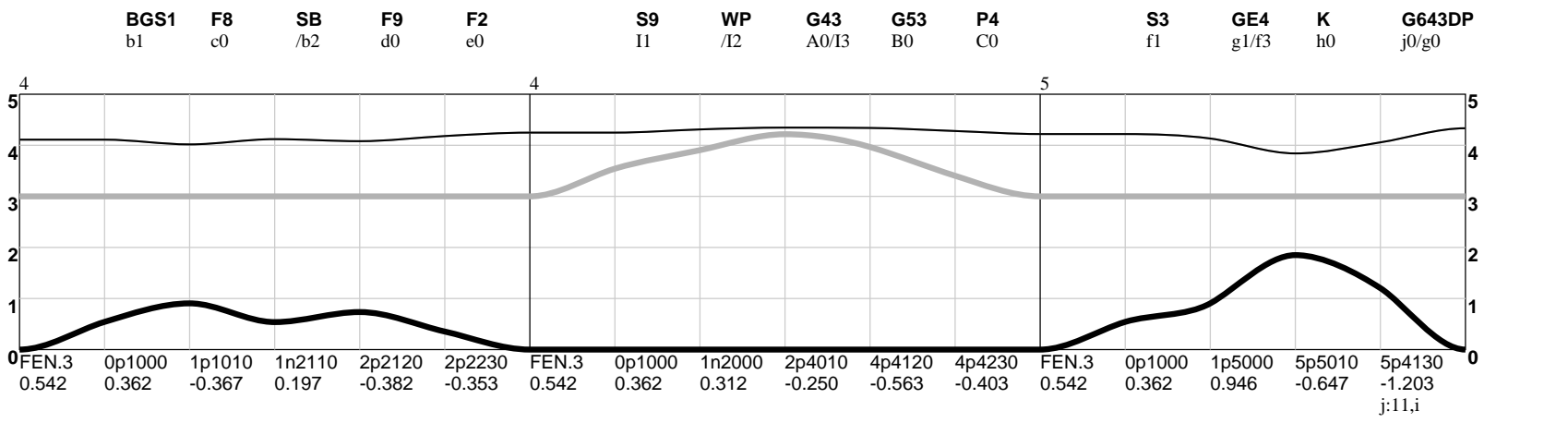
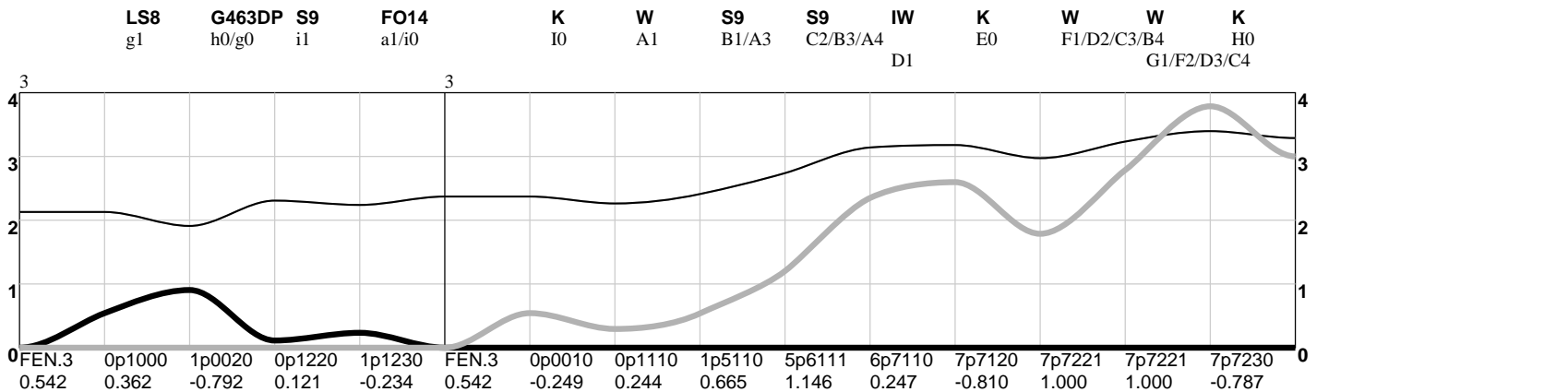
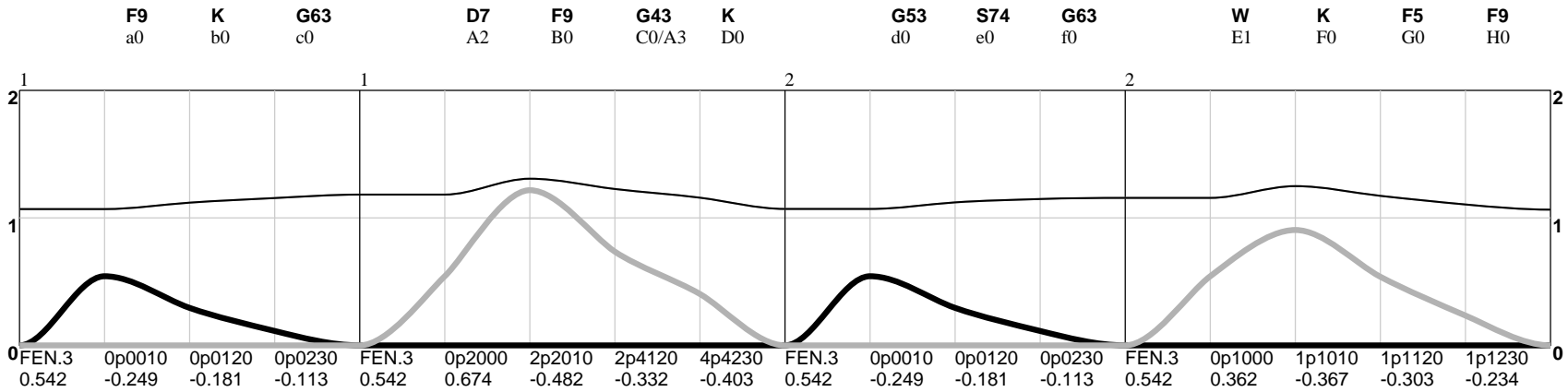
CIN vs BOS 1975 WS gm 6 10/21 (0) Tue



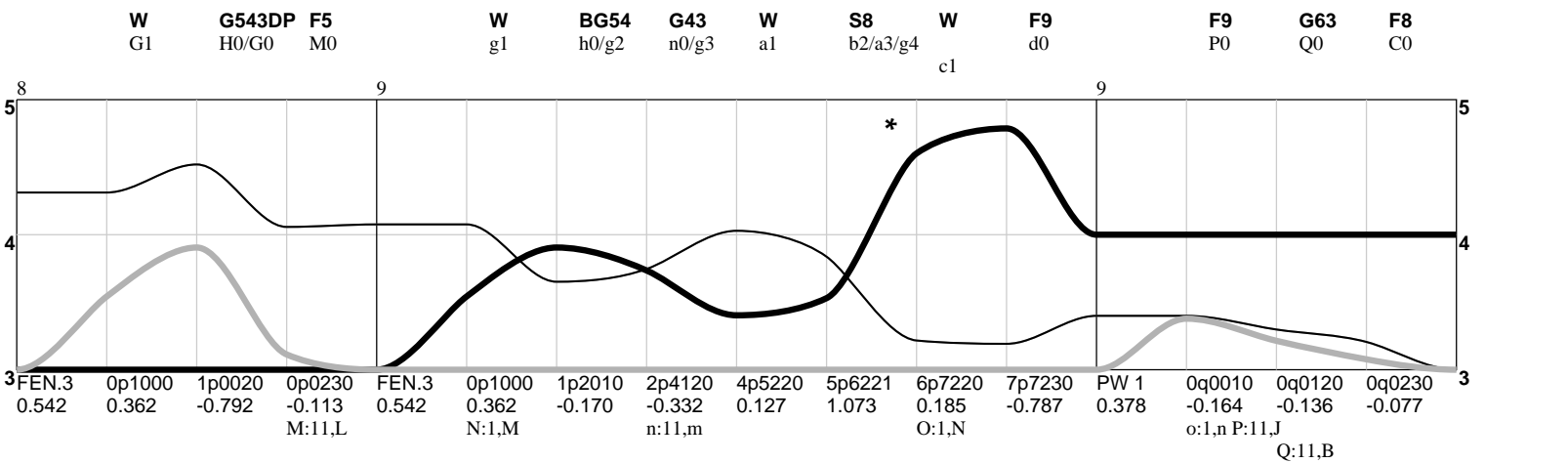
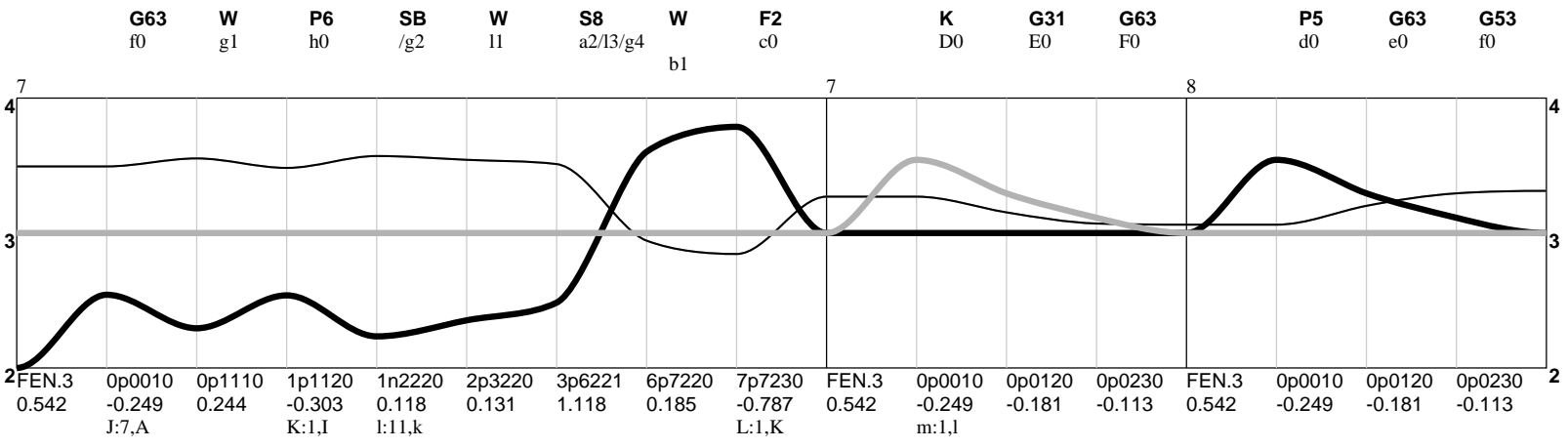
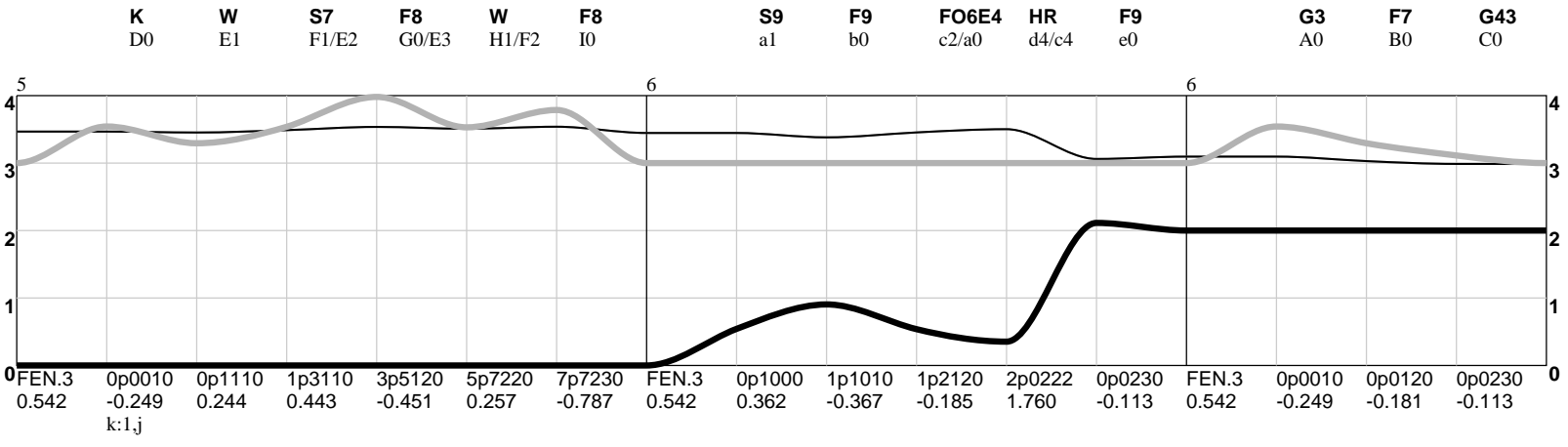


CIN vs BOS 1975 WS gm 6 10/21 (0) Tue

CIN vs BOS 1975 WS gm 7 10/22 (0) Wed



CIN vs BOS 1975 WS gm 7 10/22 (0) Wed



CIN vs BOS 1975 WS

CIN pa o br R ro xo nr lb							Game 1 pa o br r ro xo nr lb							BOS pa o br R ro xo nr lb								
33 27 7 0 26 1 6 6							72 51 25 6 47 4 21 15							39 24 18 6 21 3 15 9								
br/pa pa/3o r/3o nr/br lb/nr br/r							-.5 +.5 +1			T X !			-.5 +.5 +1			br/pa pa/3o r/3o nr/br lb/nr br/r						
0.21 3.67 0.00 0.86 1.00 #							0 0 0			147 16 10			6 8 4			0.46 4.88 0.75 0.83 0.60 3.00						

CIN Hitting — gm 1

#	st	ACR	ACW	R	PA	O	BR	player
a	5	-1.059	-2.059	0	4.	4		Pete Rose Sr. S
b	4	+0.555	+2.326	1.063	4	2	2	Joe Morgan L
c	2	-1.054	-2.933	-0.584	4.	4		Johnny Bench R
d	3	-1.279	-2.555	-0.479	4.	4		Tony Perez R
e	7	-0.065	+3.567	0.729	4	3	2	George Foster R
f	6	-1.021	-3.577	-0.485	4.	4		Dave Concepcion R
g	9	-0.276	+0.126	0.273	3.	2	1	Ken Griffey Sr. L
h	8	+0.117	+1.022	0.357	3.	1	2	Cesar Geronimo L
i	1	-1.533	-5.071	-0.874	3-	3		Don Gullett L

CIN Pitching — gm 1

#	st	ACOR	ACW	R	PA	O	BR	player
i	1	-0.629	+0.501	2.928	30,-	18	14	Don Gullett L
j	i	+38.294	-0.967	1.041	1.,		1	Clay Carroll R
k	i	+5.522	-0.208	2.031	8.	6	3	Will McEnaney L

BOS Hitting — gm 1

#	st	ACR	ACW	R	PA	O	BR	player
A	9	-0.061	-0.070	0.547	5'	4	2	Dwight Evans R
B	4	+0.703	+0.613	1.388	5'	3	3	Denny Doyle L
C	7	+0.037	-0.877	0.615	5'	3	2	Carl Yastrzemski L
D	2	+0.150	-1.641	0.635	4'	3	1	Carlton Fisk R
E	8	-1.272	-0.743	-0.748	4	3	1	Fred Lynn L
F	5	+2.529	+2.643	2.746	4'	1	3	Rico Petrocelli R
G	6	+2.605	+2.180	2.750	4+	1	4	Rick Burleson R
H	3	-2.594	-5.471	-1.889	4	4		Cecil Cooper L
I	1	-0.500	+0.979	-0.044	4	2	2	Luis Tiant R

BOS Pitching — gm 1

#	st	ACOR	ACW	R	PA	O	BR	player
I	1	-5.665	+1.170	0	33+	27	7	Luis Tiant R

CIN pa o br R ro xo nr lb							Game 2 pa o br r ro xo nr lb							BOS pa o br R ro xo nr lb								
36 27 10 3 26 1 9 6							73 54 22 5 51 3 19 14							37 27 12 2 25 2 10 8								
br/pa pa/3o r/3o nr/br lb/nr br/r							-.5 +.5 +1			T X !			-.5 +.5 +1			br/pa pa/3o r/3o nr/br lb/nr br/r						
0.28 4.00 0.33 0.90 0.67 3.33							1 4 1			158 40 25			3 4 1			0.32 4.11 0.22 0.83 0.80 6.00						

CIN Hitting — gm 2

#	st	ACR	ACW	R	PA	O	BR	player
a	5	-0.015	+0.991	0.665	4'	3	2	Pete Rose Sr. S
b	4	-1.024	-2.081	-0.360	4	3	1	Joe Morgan L
c	2	+1.185	+8.746	1.524	4+	3	2	Johnny Bench R
d	3	-0.113	+0.408	0.452	4'	2	1	Tony Perez R
e	7	-0.916	-8.521	-0.319	4	3	1	George Foster R
f	6	+0.053	+7.724	0.428	4'	3	1	Dave Concepcion R
g	9	+0.285	+4.310	0.907	4'	3	1	Ken Griffey Sr. L
h	8	-0.509	-2.541	0.160	4	4	1	Cesar Geronimo L
i	1	-0.480	-1.626	0	2	2		Jack Billingham R
l	i	-0.769	-5.838	0	1	1		Merv Rettenmund R
m	i	-2.059	-3.945	-0.456	1			Rawly Eastwick R

CIN Pitching — gm 2

#	st	ACOR	ACW	R	PA	O	BR	player
i	1	-0.716	-0.573	2.749	25,	17	10	Jack Billingham R
j	i	-30.137	+13.915	-0.749	1'	1		Pedro Borbon R
k	i	-6.924	+1.277	0	3'	3		Will McEnaney L
m	i	-4.406	+0.940	0	8+	6	2	Rawly Eastwick R

BOS Hitting — gm 2

#	st	ACR	ACW	R	PA	O	BR	player
A	3	+0.046	-0.477	0.757	5	5	1	Cecil Cooper L
B	4	+0.097	+0.262	0.717	4	4	1	Denny Doyle L
C	7	-1.469	-2.523	-0.752	4.	1	2	Carl Yastrzemski L
D	2	+1.420	+6.382	1.598	4	1	3	Carlton Fisk R
E	8	-1.365	-4.936	-0.828	4-	4		Fred Lynn L
F	5	+0.921	+6.901	1.389	4	2	2	Rico Petrocelli R
G	9	-0.770	+0.071	-0.426	4.	3	2	Dwight Evans R
H	6	-0.806	-3.729	-0.216	4.	3	1	Rick Burleson R
I	1	-1.109	-3.164	-0.240	3.	3		Bill Lee L
K	I.	-0.580	-2.271	0	1.	1		Bernie Carbo L

BOS Pitching — gm 2

#	st	ACOR	ACW	R	PA	O	BR	player
I	1	-3.402	+0.788	1.799	30,-	24	7	Bill Lee L
J	I	+5.000	-7.625	1.201	6.	3	3	Dick Drago R

CIN vs BOS 1975 WS

CIN pa o br R ro xo nr lb							Game 3 pa o br r ro xo nr lb							BOS pa o br R ro xo nr lb							
39 28 12 6 27 1 11 5							79 58 24 11 55 3 21 10							40 30 12 5 28 2 10 5							
br/pa	pa/3o	r/3o	nr/br	lb/nr	br/r		-5	+5	+1	T	X	!	-5	+5	+1	br/pa	pa/3o	r/3o	nr/br	lb/nr	br/r
0.31	4.18	0.64	0.92	0.45	2.00	0	4	3		183	20	10	1	3	3	0.30	4.00	0.50	0.83	0.50	2.40

CIN Hitting — gm 3

#	st	ACR	ACW	R	PA	O	BR	player
A	5	-0.142	-0.508	0.396	5	3	2	Pete Rose Sr. S
B	9	-0.274	-1.391	0.385	4	3	1	Ken Griffey Sr. L
C	4	-0.024	+1.051	0.611	5	4	1	Joe Morgan L
D	3	-0.429	-0.241	0.031	4	3	1	Tony Perez R
E	2	+1.350	+4.226	1.799	4+	3	1	Johnny Bench R
F	7	-0.085	-1.549	0.263	4	3	1	George Foster R
G	6	+0.491	+0.695	0.748	4'	3	1	Dave Concepcion R
H	8	+0.784	+0.801	1.279	4'	2	2	Cesar Geronimo L
I	1	-0.655	-2.711	0	1	1		Gary Nolan R
J	I	-0.930	-0.166	-0.146	1	1		Pat Darcy R
L	I	+1.034	+0.569	0.320	1'	1	1	Will McEnaney L
N	I	+1.759	+5.238	0.445	1'	1		Ed Armbrister R
O	B.	-0.689	-1.111	-0.130	1	1		Merv Rettenmund R

BOS Hitting — gm 3

#	st	ACR	ACW	R	PA	O	BR	player
a	3	-0.855	-2.527	-0.401	5-	5		Cecil Cooper L
b	4	-0.261	+1.670	0.485	5.	5	1	Denny Doyle L
c	7	-0.288	-2.909	0.287	5.	4	1	Carl Yastrzemski L
d	2	+1.088	+0.836	1.854	5	2	3	Carlton Fisk R
e	8	-0.609	-1.016	-0.117	4.	4		Fred Lynn L
f	5	-0.223	-0.609	0.091	4.	3	2	Rico Petrocelli R
g	9	+1.745	+3.031	2.084	4	3	2	Dwight Evans R
h	6	-0.508	+2.611	-0.007	4.	2	2	Rick Burleson R
i	1	-1.048	-2.357	-0.197	2.	1		Rick Wise R
l	i.	+4.255	+1.664	1.046	1	1		Bernie Carbo L
m	i	-0.703	-6.249	-0.127	1.	1		Jim Willoughby R

CIN Pitching — gm 3

#	st	ACOR	ACW	R	PA	O	BR	player
I	1	-2.194	+0.513	1	15+	12	3	Gary Nolan R
J	I	+1.710	+0.226	1.485	10,	6	4	Pat Darcy R
K	I	+4.813	-0.092	0.561	2,	2	1	Clay Carroll R
L	I	-3.401	+0.274	0.235	6,	5	1	Will McEnaney L
M	I	+5.721	-0.609	1.719	7	5	3	Rawly Eastwick R

BOS Pitching — gm 3

#	st	ACOR	ACW	R	PA	O	BR	player
i	1	+5.128	-0.535	4.674	19,-	13	6	Rick Wise R
j	i	+8.722	-0.323	0.558	2.,	1	1	Jim Burton L
k	i	-7.555	+0.044	-0.232	4	4		Reggie Cleveland R
m	i	-2.281	-0.077	0.651	11,	9	3	Jim Willoughby R
n	i	+1.263	-2.529	0.349	3	1	2	Roger Moret L

CIN pa o br R ro xo nr lb							Game 4 pa o br r ro xo nr lb							BOS pa o br R ro xo nr lb							
39 27 12 4 27 0 12 8							79 54 26 9 53 1 25 16							40 27 14 5 26 1 13 8							
br/pa	pa/3o	r/3o	nr/br	lb/nr	br/r		-5	+5	+1	T	X	!	-5	+5	+1	br/pa	pa/3o	r/3o	nr/br	lb/nr	br/r
0.31	4.33	0.44	1.00	0.67	3.00	1	3	3		172	21	12	3	6	2	0.35	4.44	0.56	0.93	0.62	2.80

CIN Hitting — gm 4

#	st	ACR	ACW	R	PA	O	BR	player
A	5	+0.410	+1.660	1.206	5	2	3	Pete Rose Sr. S
B	9	-0.539	-2.385	-0.038	5.	5		Ken Griffey Sr. L
C	4	+0.096	+0.473	0.529	5.	3	2	Joe Morgan L
D	3	-0.998	-2.808	-0.347	4-	4		Tony Perez R
E	2	+0.167	+0.297	0.604	4	3	1	Johnny Bench R
F	7	-0.200	-1.385	0.146	4.	2	2	George Foster R
G	6	+0.439	-0.263	0.854	4	3	1	Dave Concepcion R
H	8	+1.356	+3.698	1.580	4	1	3	Cesar Geronimo L
I	1	-0.393	-0.607	0	1.	1		Fred Norman L
K	I.	-1.579	-3.937	-0.348	1.	1		Terry Crowley L
M	I.	-0.916	-2.257	-0.169	1.	1		Darrel Chaney S
O	I.	-0.416	-3.310	-0.016	1.	1		Ed Armbrister R

BOS Hitting — gm 4

#	st	ACR	ACW	R	PA	O	BR	player
a	7	+1.104	+2.113	1.514	4'	3	2	Juan Beniquez R
b	4	-1.058	-1.731	-0.786	5	4	1	Denny Doyle L
c	3	+0.203	-1.603	0.670	5'	2	3	Carl Yastrzemski L
d	2	-0.452	-0.662	-0.101	5	4	1	Carlton Fisk R
e	8	+0.295	+0.802	0.941	4'	3	1	Fred Lynn L
f	5	-0.645	-1.908	-0.210	4	4	1	Rico Petrocelli R
g	9	+1.231	+4.986	1.529	4+	2	2	Dwight Evans R
h	6	+0.222	+0.847	0.532	4'	2	1	Rick Burleson R
i	1	+0.528	+1.599	0.911	4'	2	2	Luis Tiant R
j	a.	-0.930	-0.999	0	1	1		Rick Miller L

CIN Pitching — gm 4

#	st	ACOR	ACW	R	PA	O	BR	player
I	1	+4.060	-1.590	3.477	17,-	10	8	Fred Norman L
J	I	+10.249	-1.661	1.523	5.	2	3	Pedro Borbon R
L	I	-4.451	+1.002	0	8	6	2	Clay Carroll R
N	I	-5.341	+0.748	0	10	9	1	Rawly Eastwick R

BOS Pitching — gm 4

#	st	ACOR	ACW	R	PA	O	BR	player
i	1	-0.095	+0.339	4	39+	27	12	Luis Tiant R

CIN vs BOS 1975 WS

CIN	pa	o	br	R	ro	xo	nr	lb
35	24	13	6		22	2	11	5

Game 5	pa	o	br	r	ro	xo	nr	lb
68	51	19	8		49	2	17	9

BOS	pa	o	br	R	ro	xo	nr	lb
33	27	6	2		27	0	6	4

br/pa	pa/3o	r/3o	nr/br	lb/nr	br/r	-5	+5	+1	T	X	!	-5	+5	+1	br/pa	pa/3o	r/3o	nr/br	lb/nr	br/r
0.37	4.38	0.75	0.85	0.45	2.17	1	6	4	143	14	9	1	2	1	0.18	3.67	0.22	1.00	0.67	3.00

CIN Hitting — gm 5

#	st	ACR	ACW	R	PA	O	BR	player
A	5	+1.478	+4.229	1.794	4'	2	3	Pete Rose Sr. S
B	9	-0.689	-2.265	-0.385	4	4	1	Ken Griffey Sr. L
C	4	+0.554	+1.042	1.040	4'	2	2	Joe Morgan L
D	2	+0.017	-3.666	0.466	4'	2	2	Johnny Bench R
E	3	+3.088	+3.976	3.295	4+	1	3	Tony Perez R
F	7	-0.900	-0.735	-0.518	4	4		George Foster R
G	6	+0.241	-0.516	0.769	4'	3	1	Dave Concepcion R
H	8	-0.934	-1.224	-0.336	4	4		Cesar Geronimo L
I	1	-0.571	-0.309	-0.125	3	2	1	Don Gullett L

BOS Hitting — gm 5

#	st	ACR	ACW	R	PA	O	BR	player
a	7	-0.433	-0.624	0.169	4.	3	1	Juan Beniquez R
b	4	+0.037	+0.369	0.530	4.	3	1	Denny Doyle L
c	3	-0.028	-0.110	0.447	4.	3	1	Carl Yastrzemski L
d	2	-0.148	-0.498	0.223	4.	3	1	Carlton Fisk R
e	8	+0.628	-1.232	1.143	4	3	1	Fred Lynn L
f	5	-1.129	-1.090	-0.512	4-		4	Rico Petrocelli R
g	9	+0.082	-0.365	0.320	3.	2	1	Dwight Evans R
h	6	-1.009	-1.606	-0.197	3.	3		Rick Burleson R
i	1	-0.655	-1.464	0	2.	2		Reggie Cleveland R
k	i.	-0.916	-0.135	-0.123	1.	1		Doug Griffin R

CIN Pitching — gm 5

#	st	ACOR	ACW	R	PA	O	BR	player
I	1	-1.973	+0.631	2.512	32,+	26	6	Don Gullett L
J	I	-20.493	+1.534	-0.512	1'		1	Rawly Eastwick R

BOS Pitching — gm 5

#	st	ACOR	ACW	R	PA	O	BR	player
i	1	+4.455	-0.139	5.164	23,-	15	9	Reggie Cleveland R
j	i	-5.086	-0.065	-0.164	7	6	2	Jim Willoughby R
l	i	+19.316	-0.210	1.155	2,.		2	Dick Pole R
m	i	-6.046	-0.137	-0.155	3	3		Diego Segui R

CIN	pa	o	br	R	ro	xo	nr	lb
53	36	18	6		35	1	17	11

Game 6	pa	o	br	r	ro	xo	nr	lb
102	69	35	13		67	2	33	20

BOS	pa	o	br	R	ro	xo	nr	lb
49	33	17	7		32	1	16	9

br/pa	pa/3o	r/3o	nr/br	lb/nr	br/r	-5	+5	+1	T	X	!	-5	+5	+1	br/pa	pa/3o	r/3o	nr/br	lb/nr	br/r
0.34	4.42	0.50	0.94	0.65	3.00	4	6	3	241	55	22	5	5	2	0.35	4.45	0.64	0.94	0.56	2.43

CIN Hitting — gm 6

#	st	ACR	ACW	R	PA	O	BR	player
a	5	+0.167	+1.232	0.929	6	3	3	Pete Rose Sr. S
b	9	+1.174	+2.093	2.168	6	3	3	Ken Griffey Sr. L
c	4	-0.889	-1.566	-0.244	6.	5	1	Joe Morgan L
d	2	-0.415	-2.729	0.277	6.	5	1	Johnny Bench R
e	3	-0.483	-0.672	0.015	6.	4	2	Tony Perez R
f	7	+1.335	+8.764	2.715	6	3	3	George Foster R
g	6	-0.873	-2.330	-0.693	6-	5	1	Dave Concepcion R
h	8	-0.172	-0.519	0.620	6.	4	2	Cesar Geronimo L
j	i.	-0.769	-0.340	0	1.	1		Darrel Chaney S
m	i.	+1.039	+0.505	0.289	1		1	Ed Armbrister R
o	i.	+1.062	+3.887	0.287	1	1	1	Terry Crowley L
p	i	-1.059	-0.685	-0.124	1.	1		Pedro Borbon R
s	i.	-1.500	-7.884	-0.240	1.	1		Dan Driessen L

BOS Hitting — gm 6

#	st	ACR	ACW	R	PA	O	BR	player
A	3	-1.354	-1.085	-0.744	5	5		Cecil Cooper L
B	4	-0.375	-1.545	0.248	6	5	2	Denny Doyle L
C	7.	+0.166	+0.758	0.764	6'	4	3	Carl Yastrzemski L
D	2	+0.443	+2.475	1.272	6'	2	4	Carlton Fisk R
E	8	+2.058	+1.889	2.892	5+	2	3	Fred Lynn L
F	5	-0.702	-0.840	-0.489	5	3	1	Rico Petrocelli R
G	9	-0.445	-4.521	0.268	5	4	1	Dwight Evans R
H	6	-0.178	-2.732	0.438	5	3	2	Rick Burleson R
I	1	-0.880	-1.503	-0.334	3	3		Luis Tiant R
K	I:	+5.435	+43.958	2.685	2'	1	1	Bernie Carbo L
M	A.	-0.537	-4.578	0	1	1		Rick Miller L

CIN Pitching — gm 6

#	st	ACOR	ACW	R	PA	O	BR	player
i	1	+8.149	-1.324	3	9-	6	3	Gary Nolan R
k	i	+1.873	-0.167	0.749	5,.	2	3	Fred Norman L
l	i	-8.485	+0.273	-0.749	6	4	2	Jack Billingham R
n	i	-5.193	+1.374	0	4	3	1	Clay Carroll R
p	i	-0.315	+0.142	1.177	9,.	6	3	Pedro Borbon R
q	i	+12.823	-11.574	2.449	6,.	3	3	Rawly Eastwick R
r	i	-11.176	+6.347	-0.625	3	3	1	Will McEnaney L
t	i	+0.329	+0.318	1	7.	6	1	Pat Darcy R

BOS Pitching — gm 6

#	st	ACOR	ACW	R	PA	O	BR	player
I	1	+2.411	-1.760	6.124	35,	21	14	Luis Tiant R
J	I	-6.924	-0.753	-0.124	3'	3		Roger Moret L
L	A	-6.231	+2.787	0	10+	9	2	Dick Drago R
N	A	-4.154	+1.936	0	5'	3	2	Rick Wise R

CIN vs BOS 1975 WS

CIN pa	o	br	R	ro	xo	nr	lb	Game 7 pa	o	br	r	ro	xo	nr	lb	BOS pa	o	br	R	ro	xo	nr	lb
40	27	15	4	25	2	13	9	79	54	28	7	51	3	25	18	39	27	13	3	26	1	12	9
br/pa	pa/3o	r/3o	nr/br	lb/nr	br/r	-5	+5	+1	T	X	!	-5	+5	+1	br/pa	pa/3o	r/3o	nr/br	lb/nr	br/r			
0.38	4.44	0.44	0.87	0.69	3.75	5	4	3	172	37	21	5	5	3	0.33	4.33	0.33	0.92	0.75	4.33			

CIN Hitting — gm 7

#	st	ACR	ACW	R	PA	O	BR	player
a	5	+0.957	+7.906	1.611	5'	2	3	Pete Rose Sr. S
b	4	+1.080	+3.903	1.755	5'	2	3	Joe Morgan L
c	2	-1.079	-5.806	-0.793	5	3	1	Johnny Bench R
d	3	+0.079	+1.460	0.856	5'	4	1	Tony Perez R
e	7	-0.879	-2.933	-0.296	4	4		George Foster R
f	6	-0.120	-0.586	0.445	4'	3	1	Dave Concepcion R
g	9	+2.162	+9.884	2.455	4+	2	4	Ken Griffey Sr. L
h	8	-2.034	-7.210	-1.310	4	4		Cesar Geronimo L
i	1	+0.517	+1.686	0.178	1'	1	1	Don Gullett L
j	i.	-5.120	-14.656	-0.910	1	1		Merv Rettenmund R
l	i.	+0.559	+2.836	0.160	1'		1	Ed Armbrister R
n	i.	-1.413	-11.047	-0.151	1	1		Dan Driessen L

CIN Pitching — gm 7

#	st	ACOR	ACW	R	PA	O	BR	player
i	1	+1.514	-1.121	3	21	12	9	Don Gullett L
k	i	-4.616	+0.714	0	9'	6	3	Jack Billingham R
m	i	-6.924	+3.880	0	6+	6	1	Clay Carroll R
o	i	-4.826	+3.192	0	3'	3		Will McEnaney L

CIN Hitting — RS

ACR	ACW	PA	BR	/pa	w	l	player
+0.556	+0.713	639>	308	0.48	20	4	Joe Morgan L
+0.334	-0.136	27	7	0.26			Pedro Borbon R
+0.280	+0.059	606	228	0.38	18	13	Johnny Bench R
+0.264	+0.478	249	100	0.40	5	2	Dan Driessen L
+0.247	+0.574	764	309	0.40	9	5	Pete Rose Sr. S
+0.176	+0.582	540	217	0.40	11	2	Ken Griffey Sr. L
+0.166	+0.052	574	207	0.36	11	7	Tony Perez R
+0.134	+0.131	511	181	0.35	10	5	George Foster R
+0.064	-0.161	226	83	0.37	2	2	Merv Rettenmund R
+0.049	+0.198	557	188	0.34	13	5	Cesar Geronimo L
-0.008	-0.236	78	26	0.33	2	1	Terry Crowley L
-0.022	-0.070	558	188	0.34	3	2	Dave Concepcion R
-0.080	-0.434	175	51	0.29	2	1	Darrel Chaney S
-0.215	-0.449	81	20	0.25		1	Gary Nolan R
-0.279	-0.205	68	17	0.25			Don Gullett L
-0.354	-0.071	72	19	0.26			Ed Armbrister R
-0.434	-0.529	83	18	0.22			Jack Billingham R
-0.536	-1.015	72	11	0.15		1	Fred Norman L
-0.823	-1.480	49	4	0.08			Pat Darcy R
-0.954	-0.369	16	1	0.06			Rawly Eastwick R
-1.170	-0.937	14	0	0.00			Will McEnaney L

BOS Hitting — gm 7

#	st	ACR	ACW	R	PA	O	BR	player
A	7	+0.446	+1.854	0.953	4	2	2	Bernie Carbo L
B	4	-0.596	-0.082	-0.039	4.	3	1	Denny Doyle L
C	3	+0.188	+0.918	0.741	5	4	1	Carl Yastrzemski L
D	2	-0.695	-2.430	-0.006	4.	3	1	Carlton Fisk R
E	8	-0.408	-1.425	0.018	4.	2	2	Fred Lynn L
F	5	+1.025	+2.995	1.298	4	2	2	Rico Petrocelli R
G	9	+0.646	+4.908	1.011	4	3	2	Dwight Evans R
H	6	-1.655	-8.736	-1.044	4-	3	1	Rick Burleson R
I	1	-0.513	-2.279	0.068	3.	2	1	Bill Lee L
J	A.	+0.000						Rick Miller L
M	I.	-0.480	+0.859	0	1.	1		Cecil Cooper L
P	A.	-0.700	-2.660	0	1.	1		Juan Beniquez R
Q	B.	-0.580	-2.271	0	1.	1		Bob Montgomery R

BOS Pitching — gm 7

#	st	ACOR	ACW	R	PA	O	BR	player
I	1	-1.929	+0.314	2.335	25,-	19	8	Bill Lee L
K	I	+11.959	-8.569	1.424	4.,	1	3	Roger Moret L
L	I	-12.727	+8.231	-0.759	4	4		Jim Willoughby R
N	I	+8.119	-5.697	1.546	5.,	2	3	Jim Burton L
O	I	-11.536	+2.338	-0.546	2	1	1	Reggie Cleveland R

BOS Hitting — RS

ACR	ACW	PA	BR	/pa	w	l	player
+0.400	+0.502	605>	249	0.41	17	9	Fred Lynn L
+0.273	+0.834	407	166	0.41	5	2	Bernie Carbo L
+0.235	+0.499	294	115	0.39	11	3	Carlton Fisk R
+0.226	+0.831	333	120	0.36	9	2	Cecil Cooper L
+0.126	+0.183	337	117	0.35	7	2	Denny Doyle L
+0.117	+0.235	470	171	0.36	6	6	Dwight Evans R
+0.040	+0.344	634	234	0.37	6	3	Carl Yastrzemski L
+0.011	+0.682	131	44	0.34	1		Rick Miller L
-0.053	-0.281	206	54	0.26	3	2	Bob Montgomery R
-0.053	-0.163	288	102	0.35	4	1	Juan Beniquez R
-0.092	+0.277	454	140	0.31	1	8	Rico Petrocelli R
-0.152	-0.193	316	92	0.29	2	2	Doug Griffin R
-0.154	-0.260	654	199	0.30	9	14	Rick Burleson R
-0.480	+0.105	1	0	0.00			Luis Tiant R

CIN vs BOS 1975 WS

CIN RS hitting vs L R

player	LACR	Lpa	RACR	Rpa
Fred Norman L	-0.160	21	-0.691	51
Merv Rettenmund R	+0.255	125	-0.254	101
Pedro Borbon R	+0.451	10	+0.085	17
Ed Armbrister R	-0.310	43	-0.481	29
Jack Billingham R	-0.343	24	-0.481	59
Gary Nolan R	-0.160	23	-0.273	58
Pat Darcy R	-0.809	23	-0.836	26
Johnny Bench R	+0.242	177	+0.252	429
Tony Perez R	+0.103	187	+0.182	387
Joe Morgan L	+0.425	188	+0.507	451
Ken Griffey Sr. L	+0.083	124	+0.169	416
George Foster R	+0.026	194	+0.184	317
Pete Rose Sr. S	+0.121	226	+0.290	538
Dan Driessen L	+0.077	29	+0.270	220
Dave Concepcion R	-0.187	179	+0.008	379
Will McEnaney L	-1.330	4	-1.106	10
Cesar Geronimo L	-0.299	123	+0.142	434
Darrel Chaney S	-0.503	24	-0.051	151
Don Gullett L	-0.807	11	-0.177	57
Rawly Eastwick R	-1.347	8	-0.562	8
Terry Crowley L	-1.537	2	+0.001	76

CIN 1975 ERD probabilities

player	%	-5	-2	-0	+0	+2	+5	+1	si
Joe Morgan L	4	29	45	53	36	15	7	28	
Ken Griffey Sr. L	5	30	54	44	35	13	4	21	
Pete Rose Sr. S	3	36	57	43	35	12	6	23	
Dave Concepcion R	6	32	60	39	28	11	5	21	
Dan Driessen L	6	41	56	43	34	16	7	30	
Merv Rettenmund R	5	38	61	39	30	10	5	20	
Johnny Bench R	7	41	60	40	31	16	9	34	
Cesar Geronimo L	5	37	62	36	27	13	5	24	
Tony Perez R	10	41	62	38	31	16	9	34	
George Foster R	5	40	62	37	28	13	8	28	
Darrel Chaney S	8	48	68	32	24	13	7	27	

CIN 1975 Baserunning

player	BCR	PA
Clay Carroll R	+2.171	3
Gary Nolan R	+1.399	43
Pedro Borbon R	+0.515	19
Ed Armbrister R	+0.364	62
Ken Griffey Sr. L	+0.329	504
Dave Concepcion R	+0.133	372
George Foster R	+0.130	354
Cesar Geronimo L	+0.076	392
Tony Perez R	+0.064	376
Pete Rose Sr. S	+0.053	681
Dan Driessen L	+0.038	186
Fred Norman L	+0.020	26
Merv Rettenmund R	-0.007	172
Darrel Chaney S	-0.026	100
Joe Morgan L	-0.039	581
Johnny Bench R	-0.079	415
Terry Crowley L	-0.094	35
Don Gullett L	-0.191	46
Jack Billingham R	-0.259	38
Pat Darcy R	-0.747	10
Rawly Eastwick R	-1.303	1
Will McEnaney L	-2.395	1

BOS RS hitting vs L R

player	LACR	Lpa	RACR	Rpa
Dwight Evans R	+0.545	158	-0.101	312
Luis Tiant R	+0.000		-0.480	1
Carlton Fisk R	+0.479	81	+0.133	213
Rico Petrocelli R	+0.078	123	-0.144	331
Doug Griffin R	-0.098	135	-0.197	181
Juan Beniquez R	+0.010	163	-0.047	125
Denny Doyle L	+0.189	28	+0.135	309
Cecil Cooper L	+0.209	52	+0.235	281
Rick Burleson R	-0.183	166	-0.151	488
Bob Montgomery R	-0.271	90	+0.117	116
Carl Yastrzemski L	-0.276	162	+0.124	472
Rick Miller L	-0.438	10	+0.015	121
Fred Lynn L	+0.036	158	+0.506	447
Bernie Carbo L	-0.191	28	+0.308	379

BOS 1975 ERD probabilities

player	%	-5	-2	-0	+0	+2	+5	+1	si
Denny Doyle L	5	32	62	36	31	13	4	22	
Fred Lynn L	6	37	56	43	36	19	10	38	
Carlton Fisk R	7	36	57	42	35	17	9	35	
Juan Beniquez R	8	35	61	36	32	9	3	15	
Bernie Carbo L	4	38	57	42	34	13	7	27	
Cecil Cooper L	5	36	62	36	30	17	7	31	
Carl Yastrzemski L	7	35	60	39	28	13	5	22	
Dwight Evans R	5	38	61	38	30	14	7	29	
Rick Burleson R	7	38	65	34	27	10	4	19	
Bob Montgomery R	5	35	71	28	24	10	6	22	
Rico Petrocelli R	8	39	67	33	27	13	6	25	
Doug Griffin R	5	37	68	31	25	9	4	17	

BOS 1975 Baserunning

player	BCR	PA
Luis Tiant R	+0.918	12
Rick Miller L	+0.423	113
Denny Doyle L	+0.183	268
Dwight Evans R	+0.135	325
Carl Yastrzemski L	+0.132	472
Carlton Fisk R	+0.122	248
Juan Beniquez R	+0.110	194
Fred Lynn L	+0.056	466
Bernie Carbo L	+0.045	297
Bob Montgomery R	-0.066	109
Rick Burleson R	-0.083	427
Cecil Cooper L	-0.117	207
Rico Petrocelli R	-0.144	251
Doug Griffin R	-0.162	191
Rick Wise R	-1.106	1
Bill Lee L	-1.204	3
Roger Moret L	-2.170	2

CIN vs BOS 1975 WS

CIN 1975 Catching

player	FCOR	PA
Johnny Bench R	-0.107	4587

CIN 1975 Infielding

player	FCOR	PA
Dan Driessen L	-0.351	1104
Pete Rose Sr. S	-0.097	5163
Joe Morgan L	-0.005	5473
Dave Concepcion R	+0.008	5138
Tony Perez R	+0.131	5171
Darrel Chaney S	+0.364	1719
Johnny Bench R	+0.628	160
Terry Crowley L	+0.843	102
George Foster R	+3.935	10
Merv Rettenmund R	+5.553	9

CIN 1975 Outfielding

player	FCOR	PA
Ken Griffey Sr. L	-0.102	4627
Cesar Geronimo L	-0.038	5366
George Foster R	+0.051	4856
Merv Rettenmund R	+0.145	1790
Johnny Bench R	+0.158	637
Dan Driessen L	+0.596	839
Pete Rose Sr. S	+0.617	1044
Terry Crowley L	+0.688	86
Ed Armbrister R	+1.038	396

CIN Pitching — RS

ACOR	ACW	PA	O	pa/3	w	l	cg	player
-2.141	+0.245	368	270	4.09	3			Rawly Eastwick R
-1.522	+0.277	647>	479	4.05	15	5	8	Don Gullett L
-1.256	+0.109	525	375	4.20	9	4		Pedro Borbon R
-1.127	-0.256	409	289	4.25	5	1		Clay Carroll R
-0.966	+0.333	381	273	4.19	4	3		Will McEnaney L
-0.769	+0.047	852	632	4.04	18	10	5	Gary Nolan R
-0.316	-0.002	573	392	4.39	9	7	1	Pat Darcy R
-0.203	+0.126	793	564	4.22	16	8	2	Fred Norman L
+0.205	-0.146	892	624	4.29	15	11	5	Jack Billingham R

CIN 1975 ERD probabilities

player	%	-.5	-.2	-0	+0	+2	+5	+1	si
Clay Carroll R	7	38	66	34	23	9	4	17	
Will McEnaney L	9	44	67	33	26	11	6	23	
Rawly Eastwick R	6	43	71	29	21	8	4	17	
Pat Darcy R	6	39	64	36	30	10	3	17	
Pedro Borbon R	7	44	65	35	27	11	5	20	
Don Gullett L	4	42	69	31	23	9	4	16	
Jack Billingham R	6	35	63	37	28	11	5	20	
Fred Norman L	6	38	66	34	27	11	5	21	
Gary Nolan R	3	38	71	29	23	9	5	19	

BOS 1975 Catching

player	FCOR	PA
Carlton Fisk R	-0.679	2798
Bob Montgomery R	+0.099	1857

BOS 1975 Infielding

player	FCOR	PA
Denny Doyle L	-0.749	3319
Rico Petrocelli R	-0.522	4482
Carl Yastrzemski L	-0.357	5167
Rick Burleson R	-0.198	6352
Cecil Cooper L	+0.026	1149
Doug Griffin R	+0.292	3103
Juan Beniquez R	+2.650	373
Bob Montgomery R	+6.477	110

BOS 1975 Outfielding

player	FCOR	PA
Carl Yastrzemski L	-0.496	566
Juan Beniquez R	-0.288	1445
Dwight Evans R	-0.254	4368
Rick Miller L	-0.219	1244
Fred Lynn L	-0.215	5721
Bernie Carbo L	+0.259	2907

BOS Pitching — RS

ACOR	ACW	PA	O	pa/3	w	l	cg	player
-0.749	+0.205	623>	435	4.30	14	4	4	Roger Moret L
-0.501	-0.418	314	218	4.32		3		Dick Drago R
-0.212	-0.137	394	269	4.39	4	5	2	Dick Pole R
-0.194	+0.025	1093	780	4.20	18	12	17	Bill Lee L
-0.193	-0.063	1080	780	4.15	20	15	18	Luis Tiant R
-0.053	-0.228	1091	766	4.27	18	12	17	Rick Wise R
+0.417	+0.016	316	213	4.45	2	3	1	Diego Segui R
+0.491	-0.144	724	512	4.24	11	7	3	Reggie Cleveland R
+0.585	-0.160	208	145	4.30	6	1		Jim Willoughby R
+0.606	-0.158	232	159	4.38	2	2		Jim Burton L

BOS 1975 ERD probabilities

player	%	-.5	-.2	-0	+0	+2	+5	+1	si
Roger Moret L	6	41	63	37	27	10	5	20	
Dick Drago R	8	42	65	35	25	12	6	24	
Dick Pole R	6	38	63	37	32	11	5	21	
Diego Segui R	8	40	61	39	30	13	7	26	
Bill Lee L	7	38	66	34	28	12	5	22	
Reggie Cleveland R	4	36	64	36	27	10	6	22	
Luis Tiant R	6	40	67	33	27	12	6	24	
Rick Wise R	5	37	65	35	28	11	6	23	
Jim Willoughby R	7	38	64	36	28	14	8	30	
Jim Burton L	4	39	62	38	30	12	6	24	

CIN vs BOS 1975 WS

CIN Hitting — PS

ACR	ACW	PA	BR	/pa	w	l	player
+1.034	+0.569	1	1	1.00			Will McEnaney L
+0.695	+2.287	5	3	0.60			Ed Armbrister R
+0.431	+1.161	42>	15	0.36	1	0	Ken Griffey Sr. L
+0.417	+0.063	11	4	0.36	1	1	Don Gullett L
+0.242	+2.572	47	21	0.45	1	0	Pete Rose Sr. S
+0.205	-0.118	44	14	0.32	2	1	Tony Perez R
+0.168	+0.599	47	18	0.38			Joe Morgan L
+0.077	+0.040	42	12	0.29	0	1	Dave Concepcion R
-0.156	+0.271	42	14	0.33			George Foster R
-0.168	-0.453	45	11	0.24	2	0	Johnny Bench R
-0.259	-0.025	2	1	0.50			Terry Crowley L
-0.335	-1.097	41	11	0.27			Cesar Geronimo L
-0.374	-0.181	3	0	0.00			Fred Norman L
-0.480	-1.626	2	0	0.00			Jack Billingham R
-0.668	-1.791	3	0	0.00			Gary Nolan R
-0.842	-1.298	2	0	0.00			Darrel Chaney S
-0.930	-0.166	1	0	0.00			Pat Darcy R
-1.059	-0.685	1	0	0.00			Pedro Borbon R
-1.351	-3.650	5	1	0.20			Merv Rettenmund R
-1.456	-9.465	2	0	0.00			Dan Driessen L
-2.059	-3.945	1	0	0.00			Rawly Eastwick R

CIN Pitching — PS

ACOR	ACW	PA	O	pa/3	w	l	cg	player
-2.759	-0.157	40>	27	4.44				Jack Billingham R
-2.718	+1.579	25	20	3.75	1	0	0	Clay Carroll R
-2.197	+1.403	28	24	3.50				Will McEnaney L
-0.796	+0.058	120	83	4.34	2	1	1	Don Gullett L
-0.493	-1.632	47	35	4.03	1	0	0	Rawly Eastwick R
+0.119	+0.619	18	12	4.50				Pedro Borbon R
+0.199	-0.344	47	36	3.92	2	1	0	Gary Nolan R
+0.210	-0.424	47	30	4.70	1	1	0	Fred Norman L
+1.141	+0.264	17	12	4.25				Pat Darcy R

CIN Hitting — LCS

ACR	ACW	PA	BR	/pa	w	l	player
+2.596	+3.786	4	2	0.50	1		Don Gullett L
+0.805	-0.277	13^	6	0.46	1		Tony Perez R
+0.722	+0.466	12	4	0.33			Ken Griffey Sr. L
+0.680	+0.144	12	6	0.50			Dave Concepcion R
+0.530	+6.163	1	0	0.00			Ed Armbrister R
+0.508	+0.375	14	6	0.43			Joe Morgan L
+0.188	+3.969	14	5	0.36	1		Pete Rose Sr. S
-0.089	+1.677	2	1	0.50			Merv Rettenmund R
-0.197	+0.417	12	5	0.42			George Foster R
-0.365	+0.033	2	0	0.00			Fred Norman L
-0.454	-0.117	14	3	0.21			Johnny Bench R
-0.643	-1.585	12	1	0.08			Cesar Geronimo L
-0.674	-1.331	2	0	0.00			Gary Nolan R

CIN Pitching — LCS

ACOR	ACW	PA	O	pa/3	w	l	cg	player
-5.378	+1.418	3	3	3.00				Pedro Borbon R
-4.486	+0.958	4	3	4.00				Clay Carroll R
-3.303	+1.373	5	4	3.75				Will McEnaney L
-2.741	+0.317	25^	18	4.17	1			Fred Norman L
-2.068	-1.302	15	11	4.09				Rawly Eastwick R
-1.351	-0.519	23	18	3.83	1			Gary Nolan R
-1.225	-0.129	37	27	4.11	1	1		Don Gullett L

BOS Hitting — PS

ACR	ACW	PA	BR	/pa	w	l	player
+2.041	+11.841	8	4	0.50			Bernie Carbo L
+0.407	+0.781	44>	20	0.45			Carlton Fisk R
+0.346	-0.227	41	14	0.34	2	1	Fred Lynn L
+0.146	+0.135	46	19	0.41	2	0	Carl Yastrzemski L
+0.111	+0.485	40	14	0.35	1	0	Dwight Evans R
+0.028	+0.859	41	13	0.32	0	1	Rico Petrocelli R
-0.002	-0.921	39	16	0.41	1	1	Rick Burleson R
-0.159	-0.039	46	14	0.30			Denny Doyle L
-0.230	+0.527	11	4	0.36			Luis Tiant R
-0.276	-1.640	22	6	0.27			Juan Beniquez R
-0.580	-2.271	1	0	0.00			Bob Montgomery R
-0.618	-1.023	31	4	0.13	0	1	Cecil Cooper L
-0.655	-1.464	2	0	0.00			Reggie Cleveland R
-0.703	-6.249	1	0	0.00			Jim Willoughby R
-0.734	-2.789	2	0	0.00			Rick Miller L
-0.811	-2.722	6	1	0.17			Bill Lee L
-0.916	-0.135	1	0	0.00			Doug Griffin R
-1.048	-2.357	2	0	0.00			Rick Wise R

BOS Pitching — PS

ACOR	ACW	PA	O	pa/3	w	l	cg	player
-6.046	-0.137	3	3	3.00				Diego Segui R
-5.343	+0.085	31	26	3.58	1	0	0	Dick Drago R
-5.073	+1.437	22	19	3.47				Jim Willoughby R
-2.732	+0.572	55	43	3.84	0	2	0	Bill Lee L
-1.795	+0.047	142>	102	4.18	3	0	3	Luis Tiant R
+0.672	-2.271	15	8	5.62				Roger Moret L
+1.481	-0.369	50	35	4.29	1	1	0	Reggie Cleveland R
+1.913	+0.311	55	38	4.34	1	1	0	Rick Wise R
+8.291	-4.162	7	3	7.00				Jim Burton L
+19.316	-0.210	2	0	#				Dick Pole R

BOS Hitting — LCS

ACR	ACW	PA	BR	/pa	w	l	player
+1.234	+1.288	12^	6	0.50	1		Fred Lynn L
+0.918	+2.878	12	6	0.50	2		Carl Yastrzemski L
+0.764	+0.948	12	6	0.50			Carlton Fisk R
+0.399	+0.896	11	5	0.45			Rick Burleson R
+0.228	+0.888	11	3	0.27			Cecil Cooper L
-0.010	+0.193	13	4	0.31			Denny Doyle L
-0.428	-0.776	11	2	0.18			Dwight Evans R
-0.436	+0.307	12	2	0.17			Rico Petrocelli R
-0.620	-3.029	13	3	0.23			Juan Beniquez R

BOS Pitching — LCS

ACOR	ACW	PA	O	pa/3	w	l	cg	player
-8.889	+1.367	15	14	3.21				Dick Drago R
-4.247	+0.468	35^	27	3.89	1	1		Luis Tiant R
-4.154	+2.012	5	3	5.00				Roger Moret L
+0.922	+0.567	31	22	4.23	1			Rick Wise R
+1.186	-0.957	21	15	4.20	1			Reggie Cleveland R

CIN vs BOS 1975 WS

CIN Hitting — WS

ACR	ACW	PA	BR	/pa	w	l	player
+1.034	+0.569	1	1	1.00			Will McEnaney L
+0.736	+1.317	4	3	0.75			Ed Armbrister R
+0.315	+1.439	30*	11	0.37	1		Ken Griffey Sr. L
+0.265	+1.980	33	16	0.48			Pete Rose Sr. S
+0.023	+0.694	33	12	0.36			Joe Morgan L
-0.039	-0.604	31	8	0.26	2		Johnny Bench R
-0.046	-0.052	31	8	0.26	1	1	Tony Perez R
-0.139	+0.212	30	9	0.30			George Foster R
-0.163	-0.002	30	6	0.20		1	Dave Concepcion R
-0.208	-0.895	29	10	0.34			Cesar Geronimo L
-0.259	-0.025	2	1	0.50			Terry Crowley L
-0.393	-0.607	1	0	0.00			Fred Norman L
-0.480	-1.626	2	0	0.00			Jack Billingham R
-0.655	-2.711	1	0	0.00			Gary Nolan R
-0.828	-2.065	7	2	0.29		1	Don Gullett L
-0.842	-1.298	2	0	0.00			Darrel Chaney S
-0.930	-0.166	1	0	0.00			Pat Darcy R
-1.059	-0.685	1	0	0.00			Pedro Borbon R
-1.456	-9.465	2	0	0.00			Dan Driessen L
-2.059	-3.945	1	0	0.00			Rawly Eastwick R
-2.192	-7.201	3	0	0.00			Merv Rettenmund R

CIN Pitching — WS

ACOR	ACW	PA	O	pa/3	w	l	cg	player
-2.759	-0.157	40*	27	4.44				Jack Billingham R
-2.381	+1.697	21	17	3.71	1			Clay Carroll R
-1.957	+1.410	23	20	3.45				Will McEnaney L
-0.605	+0.141	83	56	4.45	1	1		Don Gullett L
+0.245	-1.787	32	24	4.00	1			Rawly Eastwick R
+1.141	+0.264	17	12	4.25				Pat Darcy R
+1.218	+0.459	15	9	5.00				Pedro Borbon R
+1.684	-0.176	24	18	4.00	1	1		Gary Nolan R
+3.563	-1.267	22	12	5.50		1		Fred Norman L

CIN Hitting — Career

ACR	rank / 2348	player
+0.248	73	Joe Morgan L
+0.177	199	Merv Rettenmund R
+0.166	234	Johnny Bench R
+0.147	316	George Foster R
+0.142	348	Pete Rose Sr. S
+0.141	352	Tony Perez R
+0.133	389	Ken Griffey Sr. L
+0.115	490	Dan Driessen L
-0.015	1512	Dave Concepcion R
-0.017	1535	Cesar Geronimo L
-0.128	2183	Darrel Chaney S

BOS Hitting — WS

ACR	ACW	PA	BR	/pa	w	l	player
+2.041	+11.841	8>	4	0.50			Bernie Carbo L
+0.315	+0.963	29	12	0.41	1		Dwight Evans R
+0.273	+0.718	32	14	0.44			Carlton Fisk R
+0.221	+0.366	9	3	0.33			Juan Beniquez R
+0.221	+1.087	29	11	0.38		1	Rico Petrocelli R
-0.022	-0.854	29	8	0.28	1	1	Fred Lynn L
-0.126	-0.833	34	13	0.38			Carl Yastrzemski L
-0.160	-1.635	28	11	0.39	1	1	Rick Burleson R
-0.218	-0.131	33	10	0.30			Denny Doyle L
-0.230	+0.527	11	4	0.36			Luis Tiant R
-0.580	-2.271	1	0	0.00			Bob Montgomery R
-0.655	-1.464	2	0	0.00			Reggie Cleveland R
-0.703	-6.249	1	0	0.00			Jim Willoughby R
-0.734	-2.789	2	0	0.00			Rick Miller L
-0.811	-2.722	6	1	0.17			Bill Lee L
-0.916	-0.135	1	0	0.00			Doug Griffin R
-1.048	-2.357	2	0	0.00			Rick Wise R
-1.084	-2.073	20	1	0.05		1	Cecil Cooper L

BOS Pitching — WS

ACOR	ACW	PA	O	pa/3	w	l	cg	player
-6.046	-0.137	3	3	3.00				Diego Segui R
-5.073	+1.437	22	19	3.47				Jim Willoughby R
-2.732	+0.572	55>	43	3.84		2		Bill Lee L
-2.019	-1.117	16	12	4.00	1			Dick Drago R
-0.993	-0.091	107	75	4.28	2		2	Luis Tiant R
+1.695	+0.057	29	20	4.35		1		Reggie Cleveland R
+3.086	-4.412	10	5	6.00				Roger Moret L
+3.194	-0.020	24	16	4.50		1		Rick Wise R
+8.291	-4.162	7	3	7.00				Jim Burton L
+19.316	-0.210	2	0	#				Dick Pole R

BOS Hitting — Career

ACR	rank / 2348	player
+0.181	186	Carl Yastrzemski L
+0.168	226	Bernie Carbo L
+0.161	255	Fred Lynn L
+0.144	333	Dwight Evans R
+0.118	474	Cecil Cooper L
+0.083	671	Carlton Fisk R
+0.018	1241	Rico Petrocelli R
-0.002	1421	Rick Miller L
-0.049	1768	Juan Beniquez R
-0.080	1964	Rick Burleson R
-0.127	2179	Denny Doyle L
-0.167	2266	Doug Griffin R

CIN vs BOS 1975 WS

CIN Hitting for wins — Career

ACW	rank / 2342	player
+0.368	291	Joe Morgan L
+0.329	375	Ken Griffey Sr. L
+0.314	423	Tony Perez R
+0.307	452	Pete Rose Sr. S
+0.288	510	Merv Rettenmund R
+0.256	613	Dan Driessen L
+0.241	670	George Foster R
+0.199	846	Johnny Bench R
-0.021	1845	Dave Concepcion R
-0.053	1951	Cesar Geronimo L
-0.304	2317	Darrel Chaney S

CIN Pitching — Career

ACOR	rank / 2194	player
-0.899	146	Gary Nolan R
-0.772	191	Clay Carroll R
-0.751	207	Don Gullett L
-0.385	548	Rawly Eastwick R
-0.220	803	Pedro Borbon R
-0.028	1135	Fred Norman L
+0.080	1301	Jack Billingham R

CIN Pitching for wins — Career

ACW	rank / 2189	player
+0.163	34	Gary Nolan R
+0.085	138	Don Gullett L
+0.027	325	Clay Carroll R
-0.024	580	Fred Norman L
-0.025	583	Pedro Borbon R
-0.032	637	Jack Billingham R
-0.345	2124	Rawly Eastwick R

CIN Baserunning — Career

BCR	rank / 1572	player
+0.138	24	Ken Griffey Sr. L
+0.067	241	Pete Rose Sr. S
+0.056	314	Joe Morgan L
+0.010	708	Merv Rettenmund R
-0.013	900	Johnny Bench R
-0.017	932	Dave Concepcion R
-0.030	1033	Dan Driessen L
-0.034	1062	Cesar Geronimo L
-0.035	1071	Tony Perez R
-0.036	1072	George Foster R

CIN Catching — Career

FCOR	rank / 407	player
-0.038	180	Johnny Bench R

BOS Hitting for wins — Career

ACW	rank / 2342	player
+0.467	134	Bernie Carbo L
+0.405	226	Carl Yastrzemski L
+0.377	275	Dwight Evans R
+0.376	277	Fred Lynn L
+0.277	548	Cecil Cooper L
+0.203	827	Carlton Fisk R
+0.113	1249	Rico Petrocelli R
+0.081	1407	Rick Miller L
-0.009	1794	Juan Beniquez R
-0.038	1894	Rick Burleson R
-0.079	2035	Doug Griffin R
-0.092	2061	Denny Doyle L

BOS Pitching — Career

ACOR	rank / 2194	player
-0.787	186	Luis Tiant R
-0.396	529	Roger Moret L
-0.284	704	Bill Lee L
-0.267	732	Dick Drago R
-0.131	955	Jim Willoughby R
-0.054	1090	Rick Wise R
+0.047	1246	Diego Segui R
+0.272	1589	Reggie Cleveland R
+0.896	2099	Dick Pole R

BOS Pitching for wins — Career

ACW	rank / 2189	player
+0.089	126	Luis Tiant R
-0.003	464	Rick Wise R
-0.004	467	Bill Lee L
-0.014	519	Roger Moret L
-0.061	821	Dick Drago R
-0.111	1171	Reggie Cleveland R
-0.138	1380	Diego Segui R
-0.154	1478	Jim Willoughby R
-0.269	1991	Dick Pole R

BOS Baserunning — Career

BCR	rank / 1572	player
+0.100	96	Rick Miller L
+0.029	515	Juan Beniquez R
+0.021	591	Carlton Fisk R
+0.019	611	Cecil Cooper L
-0.008	863	Dwight Evans R
-0.014	914	Carl Yastrzemski L
-0.018	940	Denny Doyle L
-0.041	1105	Rick Burleson R
-0.053	1187	Fred Lynn L
-0.085	1376	Rico Petrocelli R
-0.107	1447	Bernie Carbo L

BOS Catching — Career

FCOR	rank / 407	player
+0.040	263	Carlton Fisk R
+0.077	287	Bob Montgomery R

CIN vs BOS 1975 WS

CIN Infielding — Career

FCOR	rank / 1407	player
-0.061	530	Dan Driessen L
-0.060	536	Joe Morgan L
-0.023	659	Darrel Chaney S
+0.041	903	Tony Perez R
+0.043	908	Dave Concepcion R
+0.051	931	Pete Rose Sr. S

CIN Outfielding — Career

FCOR	rank / 1075	player
-0.018	485	George Foster R
+0.008	561	Cesar Geronimo L
+0.093	767	Pete Rose Sr. S
+0.107	798	Ken Griffey Sr. L
+0.146	865	Merv Rettenmund R

CIN Hall of fame

x	rank / 17364	player
4553	37	Joe Morgan L
4067	53	Pete Rose Sr. S
2577	159	Ken Griffey Sr. L
2303	201	Tony Perez R
2102	248	Johnny Bench R
1851	341	George Foster R
1568	477	Dan Driessen L
1289	700	Merv Rettenmund R
946	1424	Gary Nolan R
939	1464	Don Gullett L
909	1593	Clay Carroll R
865	1861	Terry Crowley L
726	4323	Pedro Borbon R
667	8897	Will McEnaney L
639	10721	Pat Darcy R
609	12421	Ed Armbrister R
534	15081	Cesar Geronimo L
530	15186	Rawly Eastwick R
520	15389	Dave Concepcion R
498	15794	Fred Norman L
417	16707	Jack Billingham R
351	17058	Darrel Chaney S

CIN MVP — Career

player	award	year
Johnny Bench R	WS	1976
Johnny Bench R	NLCS	1972
Joe Morgan L	B vs RHP	1975
Joe Morgan L	B vs RHP	1976
Joe Morgan L	B vs LHP	1975
Gary Nolan R	NLCS	1970
Pete Rose Sr. S	B vs LHP	1965

BOS Infielding — Career

FCOR	rank / 1407	player
-0.149	291	Denny Doyle L
-0.066	518	Carl Yastrzemski L
-0.062	529	Rick Burleson R
-0.001	747	Cecil Cooper L
+0.155	1189	Rico Petrocelli R
+0.279	1328	Doug Griffin R

BOS Outfielding — Career

FCOR	rank / 1075	player
-0.062	377	Juan Beniquez R
-0.004	527	Fred Lynn L
+0.000	541	Rick Miller L
+0.014	580	Bernie Carbo L
+0.080	742	Carl Yastrzemski L
+0.090	760	Dwight Evans R

BOS Hall of fame

x	rank / 17364	player
3817	61	Carl Yastrzemski L
2596	156	Dwight Evans R
2247	217	Fred Lynn L
1878	334	Cecil Cooper L
1624	442	Carlton Fisk R
1469	538	Bernie Carbo L
1266	733	Luis Tiant R
954	1385	Rick Miller L
766	3135	Bill Lee L
743	3721	Roger Moret L
650	10047	Jim Burton L
640	10685	Jim Willoughby R
639	10735	Dick Drago R
638	10822	Juan Beniquez R
628	11374	Rico Petrocelli R
620	11846	Rick Wise R
581	13628	Bob Montgomery R
511	15595	Dick Pole R
502	15741	Diego Segui R
490	15929	Denny Doyle L
467	16239	Reggie Cleveland R
452	16432	Rick Burleson R
405	16793	Doug Griffin R

BOS MVP — Career

player	award	year
Bernie Carbo L	WS	1975
Dwight Evans R	B vs LHP	1984
Dwight Evans R	B vs LHP	1987
Fred Lynn L	B vs RHP	1979
Fred Lynn L	ALCS	1982
Luis Tiant R	RHP	1974
Carl Yastrzemski L	B vs RHP	1967
Carl Yastrzemski L	ALCS	1975

1975 WS

BOS

Juan Beniquez: BOS 1971-1972, 1974-1975 (RS, LCS, WS) <5, 6, 7, 8, 9, 10, 11, 12>; TEX 1976-1978 (RS) <4, 8, 11, 12>;
NYA 1979 (RS) <5, 7, 8, 9, 12>; SEA 1980 (RS) <7, 8, 11, 12>; CAL 1981-1985 (RS, LCS) <3, 5, 6, 7, 8, 9, 10, 11, 12>;
BAL 1986 (RS) <3, 5, 7, 8, 9, 10, 11>; KCA 1987 (RS) <3, 5, 7, 8, 9, 10, 11, 12>; TOR 1987-1988 (RS) <3, 7, 9, 10, 11>

Rick Burleson: BOS 1974-1980 (RS, LCS, WS) <4, 5, 6, 11>; CAL 1981-1984, 1986 (RS, LCS) <4, 5, 6, 10, 11, 12>;
BAL 1987 (RS) <4, 10, 11>

Jim Burton: BOS 1975, 1977 (RS, WS) <1>

Bernie Carbo: CIN 1969-1972 (RS, LCS, WS) <7, 9, 11, 12>; SLN 1972-1973, 1979-1980 (RS) <5, 7, 9, 11, 12>;
BOS 1974-1978 (RS, WS) <7, 9, 10, 11, 12>; MIL 1976 (RS) <7, 9, 10, 11>; CLE 1978 (RS) <9, 10, 11>; PIT 1980 (RS) <11>

Reggie Cleveland: SLN 1969-1973 (RS) <1>; BOS 1974-1978 (RS, LCS, WS) <1>; TEX 1978 (RS) <1>; MIL 1979-1981 (RS) <1>

Cecil Cooper: BOS 1971-1976 (RS, LCS, WS) <3, 10, 11, 12>; MIL 1977-1987 (RS, LDS, LCS, WS) <3, 10, 11>

Denny Doyle: PHI 1970-1973 (RS) <4, 11, 12>; CAL 1974-1975 (RS) <4, 5, 6, 11, 12>; BOS 1975-1977 (RS, LCS, WS) <4, 5, 6, 11>

Dick Drago: KCA 1969-1973 (RS) <1, 12>; BOS 1974-1975, 1978-1980 (RS, LCS, WS) <1>; CAL 1976-1977 (RS) <1>; BAL 1977 (RS) <1>;
SEA 1981 (RS) <1>

Dwight Evans: BOS 1972-1990 (RS, LCS, WS) <3, 7, 8, 9, 10, 11, 12>; BAL 1991 (RS) <9, 10, 11>

Carlton Fisk: BOS 1969, 1971-1980 (RS, LCS, WS) <2, 3, 5, 7, 10, 11, 12>; CHA 1981-1993 (RS, LCS) <2, 3, 5, 7, 10, 11, 12>

Doug Griffin: CAL 1970 (RS) <4, 5>; BOS 1971-1977 (RS, WS) <4, 6, 11, 12>

Bill Lee: BOS 1969-1978 (RS, WS) <1, 12>; MON 1979-1982 (RS, LDS, LCS) <1, 11>

Fred Lynn: BOS 1974-1980 (RS, LCS, WS) <7, 8, 9, 10, 11, 12>; CAL 1981-1984 (RS, LCS) <8, 9, 10, 11>;
BAL 1985-1988 (RS) <8, 9, 10, 11>; DET 1988-1989 (RS) <7, 8, 10, 11>; SDN 1990 (RS) <7, 8, 9, 11>

Rick Miller: BOS 1971-1977, 1981-1985 (RS, WS) <3, 7, 8, 9, 10, 11, 12>; CAL 1978-1980 (RS, LCS) <8, 9, 11, 12>

Bob Montgomery: BOS 1970-1979 (RS, WS) <2, 3, 10, 11>

Roger Moret: BOS 1970-1975 (RS, LCS, WS) <1, 12>; ATL 1976 (RS) <1>; TEX 1977-1978 (RS) <1>

Rico Petrocelli: BOS 1963, 1965-1976 (RS, LCS, WS) <3, 4, 5, 6, 10, 11>

Dick Pole: BOS 1973-1976 (RS, WS) <1>; SEA 1977-1978 (RS) <1>

Diego Segui: KCl 1962-1965, 1967 (RS) <1, 12>; WS2 1966 (RS) <1>; OAK 1968, 1970-1972 (RS, LCS) <1, 11>; SE1 1969 (RS) <1>;
SLN 1972-1973 (RS) <1>; BOS 1974-1975 (RS, WS) <1>; SEA 1977 (RS) <1>

Luis Tiant: CLE 1964-1969 (RS) <1>; MIN 1970 (RS, LCS) <1, 12>; BOS 1971-1978 (RS, LCS, WS) <1>; NYA 1979-1980 (RS) <1>;
PIT 1981 (RS) <1>; CAL 1982 (RS) <1>

Jim Willoughby: SFN 1971-1974 (RS) <1, 12>; BOS 1975-1977 (RS, WS) <1>; CHA 1978 (RS) <1>

Rick Wise: PHI 1964, 1966-1971 (RS) <1, 11, 12>; SLN 1972-1973 (RS) <1>; BOS 1974-1977 (RS, LCS, WS) <1>;
CLE 1978-1979 (RS) <1>; SDN 1980-1982 (RS) <1, 11>

Carl Yastrzemski: BOS 1961-1983 (RS, LCS, WS) <3, 5, 7, 8, 9, 10, 11, 12>

CIN

Ed Armbrister: CIN 1973-1977 (RS, LCS, WS) <7, 8, 9, 11, 12>

Johnny Bench: CIN 1967-1983 (RS, LCS, WS) <2, 3, 5, 7, 8, 9, 11>

Jack Billingham: LAN 1968 (RS) <1>; HOU 1969-1971 (RS) <1>; CIN 1972-1977 (RS, LCS, WS) <1>; DET 1978-1980 (RS) <1>;
BOS 1980 (RS) <1>

Pedro Borbon: CAL 1969 (RS) <1>; CIN 1970-1979 (RS, LCS, WS) <1, 11>; SFN 1979 (RS) <1>; SLN 1980 (RS) <1>

Clay Carroll: MLN 1964-1965 (RS) <1>; ATL 1966-1968 (RS) <1>; CIN 1968-1975 (RS, LCS, WS) <1>; CHA 1976-1977 (RS) <1>;
SLN 1977 (RS) <1>; PIT 1978 (RS) <1>

Darrel Chaney: CIN 1969-1975 (RS, LCS, WS) <4, 5, 6, 11, 12>; ATL 1976-1979 (RS) <2, 4, 5, 6, 11, 12>

Dave Concepcion: CIN 1970-1988 (RS, LCS, WS) <1, 3, 4, 5, 6, 8, 11, 12>

Terry Crowley: BAL 1969-1973, 1976-1982 (RS, LCS, WS) <3, 7, 9, 10, 11, 12>; CIN 1974-1975 (RS, LCS, WS) <3, 7, 9, 11>;
ATL 1976 (RS) <11>; MON 1983 (RS) <3, 11>

Pat Darcy: CIN 1974-1976 (RS, WS) <1>

Dan Driessen: CIN 1973-1984 (RS, LCS, WS) <3, 5, 7, 9, 10, 11, 12>; MON 1984-1985 (RS) <3, 11, 12>; SFN 1985-1986 (RS) <3, 11>;
HOU 1986 (RS) <3, 11>; SLN 1987 (RS, LCS, WS) <3, 11>

Rawly Eastwick: CIN 1974-1977 (RS, LCS, WS) <1>; SLN 1977 (RS) <1>; NYA 1978 (RS) <1>; PHI 1978-1979 (RS, LCS) <1>;
KCA 1980 (RS) <1>; CHN 1981 (RS) <1>

George Foster: SFN 1969-1971 (RS) <7, 9, 11, 12>; CIN 1971-1981 (RS, LCS, WS) <3, 7, 8, 9, 11, 12>; NYN 1982-1986 (RS) <7, 11>;
CHA 1986 (RS) <7, 10, 11>

Cesar Geronimo:HOU 1969-1971 (RS) <7, 8, 9, 11, 12>; CIN 1972-1980 (RS, LCS, WS) <8, 9, 11, 12>;
KCA 1981-1983 (RS, LDS) <3, 7, 8, 9, 11, 12>

Ken Griffey Sr.:CIN 1973-1981, 1988-1990 (RS, LCS, WS) <3, 7, 8, 9, 11, 12>; NYA 1982-1986 (RS) <3, 7, 8, 9, 10, 11>;
ATL 1986-1988 (RS) <3, 7, 8, 9, 11>; SEA 1990-1991 (RS) <7, 11>

Don Gullett:CIN 1970-1976 (RS, LCS, WS) <1, 11, 12>; NYA 1977-1978 (RS, LCS, WS) <1>

Will McEnaney:CIN 1974-1976 (RS, LCS, WS) <1>; MON 1977 (RS) <1>; PIT 1978 (RS) <1>; SLN 1979 (RS) <1>

Joe Morgan:HOU 1963-1971, 1980 (RS, LCS) <4, 7, 8, 11, 12>; CIN 1972-1979 (RS, LCS, WS) <4, 11, 12>;
SFN 1981-1982 (RS) <4, 5, 11>; PHI 1983 (RS, LCS, WS) <4, 11>; OAK 1984 (RS) <4, 10, 11>

Gary Nolan:CIN 1967-1973, 1975-1977 (RS, LCS, WS) <1, 12>; CAL 1977 (RS) <1, 12>

Fred Norman:KCl 1962-1963 (RS) <1>; CHN 1964, 1966-1967 (RS) <1>; LAN 1970 (RS) <1>; SLN 1970-1971 (RS) <1>;
SDN 1971-1973 (RS) <1, 12>; CIN 1973-1979 (RS, LCS, WS) <1>; MON 1980 (RS) <1>

Tony Perez:CIN 1964-1976, 1984-1986 (RS, LCS, WS) <3, 4, 5, 11, 12>; MON 1977-1979 (RS) <3, 11>; BOS 1980-1982 (RS) <3, 10, 11>;
PHI 1983 (RS, LCS, WS) <3, 11>

Merv Rettenmund:BAL 1968-1973 (RS, LCS, WS) <7, 8, 9, 11, 12>; CIN 1974-1975 (RS, LCS, WS) <5, 7, 8, 9, 11>;
SDN 1976-1977 (RS) <5, 7, 8, 9, 11, 12>; CAL 1978-1980 (RS, LCS) <7, 9, 10, 11, 12>

Pete Rose Sr.:CIN 1963-1978, 1984-1986 (RS, LCS, WS) <3, 4, 5, 7, 8, 9, 11, 12>;
PHI 1979-1983 (RS, LDS, LCS, WS) <3, 4, 5, 7, 9, 11, 12>; MON 1984 (RS) <3, 7, 11>

Broadcasters

Ned Martin

Marty Breneman

Dick Stockton

Curt Gowdy

Tony Kubek:NYA 1957-1965 (RS, WS) <3, 4, 5, 6, 7, 8, 9, 11, 12>

Joe Garagiola:SLN 1946-1951 (RS, WS) <2, 11>; PIT 1951-1953 (RS) <2, 11>; CHN 1953-1954 (RS) <2, 11>; NY1 1954 (RS) <2, 11>

1975

ALE		t %	ACR	ACOR	TAR	X		
1	BOS	30	160	59	+0.564	-0.032	+0.596	268
2	BAL	21	159	56	+0.283	-0.535	+0.818	309
3	NYA	6	160	51	+0.332	-0.237	+0.569	282
4	CLE	-1	159	49	+0.160	+0.230	-0.070	272
5	MIL	-26	162	41	+0.035	+0.765	-0.730	278
6	DET	-45	159	35	-0.632	+0.795	-1.427	243

NLE		t %	ACR	ACOR	TAR	X		
1	PIT	23	161	57	+0.319	-0.633	+0.952	262
2	PHI	10	162	53	+0.343	+0.086	+0.257	283
3	SLN	2	162	50	+0.042	+0.221	-0.179	263
4	NYN	2	162	50	+0.022	-0.073	+0.095	292
5	MON	-12	162	46	-0.529	+0.016	-0.545	318
6	CHN	-12	162	46	+0.066	+0.710	-0.644	297

ALW		t %	ACR	ACOR	TAR	X		
1	OAK	34	162	60	+0.764	-0.198	+0.962	264
2	KCA	20	162	56	+0.138	-0.275	+0.413	286
3	TEX	-4	162	48	+0.139	+0.264	-0.125	297
4	MIN	-7	159	47	+0.304	+0.357	-0.053	287
5	CHA	-11	161	46	-0.169	+0.123	-0.292	300
6	CAL	-17	161	44	-0.081	+0.557	-0.638	291

NLW		t %	ACR	ACOR	TAR	X		
1	CIN	54	162	66	+1.093	-0.524	+1.617	288
2	LAN	14	162	54	+0.045	-0.693	+0.738	299
3	SFN	-1	161	49	-0.065	+0.005	-0.070	282
4	SDN	-20	162	43	-0.572	+0.296	-0.868	272
5	ATL	-27	161	41	-0.629	+0.356	-0.985	279
6	HOU	-33	161	39	+0.153	+0.490	-0.337	301

AL	rank	last PS app	WS	win
*	OAK	34	ALW #1	WS 1974 1974 1974
*	BOS	30	ALE #1	WS 1967 1967 1918
1	BAL	21	ALE #2	LCS 1974 1971 1970
2	KCA	20	ALW #2	
3	NYA	6	ALE #3	WS 1964 1964 1962
4	CLE	-1	ALE #4	WS 1954 1954 1948
5	TEX	-4	ALW #3	
6	MIN	-7	ALW #4	LCS 1970 1965 1924
7	CHA	-11	ALW #5	WS 1959 1959 1917
8	CAL	-17	ALW #6	
9	MIL	-26	ALE #5	
10	DET	-45	ALE #6	LCS 1972 1968 1968

NL	rank	last PS app	WS	win
*	CIN	54	NLW #1	LCS 1973 1972 1940
*	PIT	23	NLE #1	LCS 1974 1971 1971
1	LAN	14	NLW #2	WS 1974 1974 1965
2	PHI	10	NLE #2	WS 1950 1950
3	SLN	2	NLE #3	WS 1968 1968 1967
4	NYN	2	NLE #4	WS 1973 1973 1969
5	SFN	-1	NLW #3	LCS 1971 1962 1954
6	CHN	-12	NLE #6	WS 1945 1945 1908
7	MON	-12	NLE #5	
8	SDN	-20	NLW #4	
9	ATL	-27	NLW #5	LCS 1969 1958 1957
10	HOU	-33	NLW #6	

ser	w	l	pa	o	br	r	ACR	ACOR	X	#	
ALCS	BOS	OAK	`W W w	107 / 214	75 / 156	37 / 66	18 / 25	+1.997	-2.330	27	322
NLCS	CIN	PIT	`W W w-	114 / 226	78 / 162	39 / 69	19 / 26	+2.310	-2.023	54	97
WS	CIN	BOS	`L w W; `l W L; w	275 / 552	196 / 391	87 / 179	29 / 59	-0.601	-0.329	86	4

Number of games:

LCS: 6 / 10

WS: 7 / 7

13 postseason / 17 (min 10) (76%)

+ 1933 regular season / 1944 (99%)

+ 1 tie

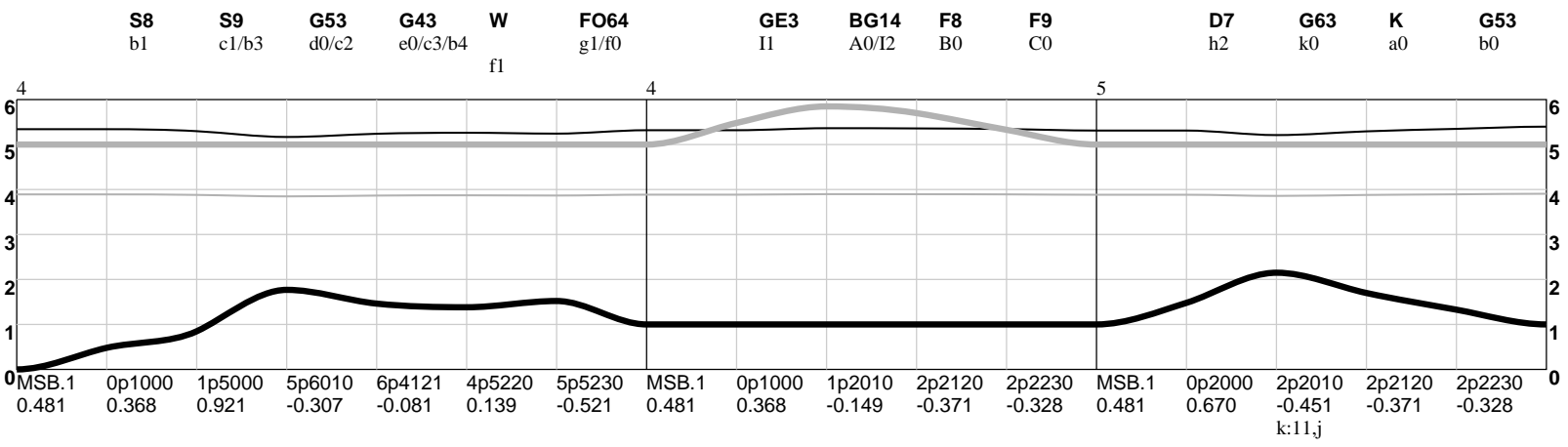
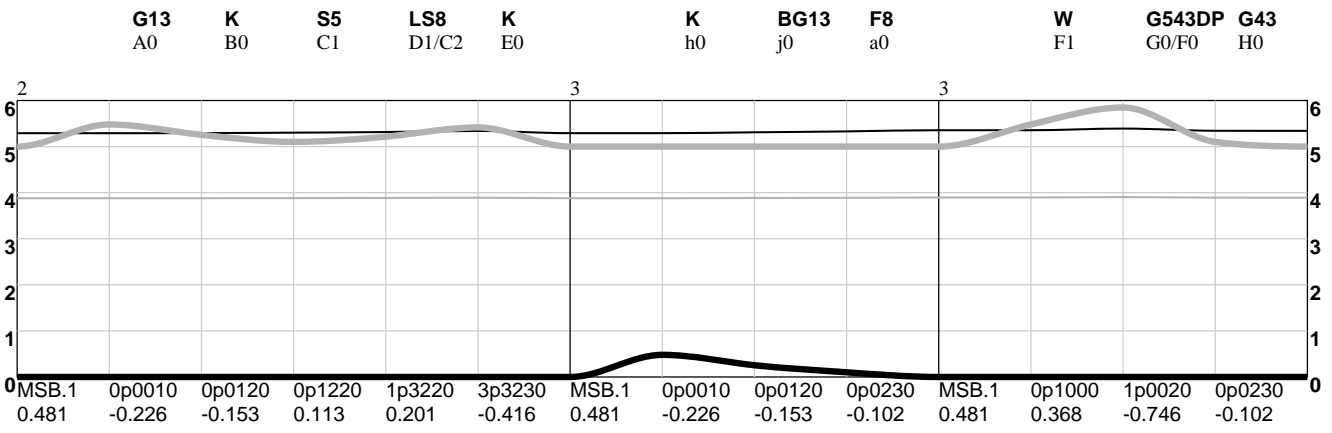
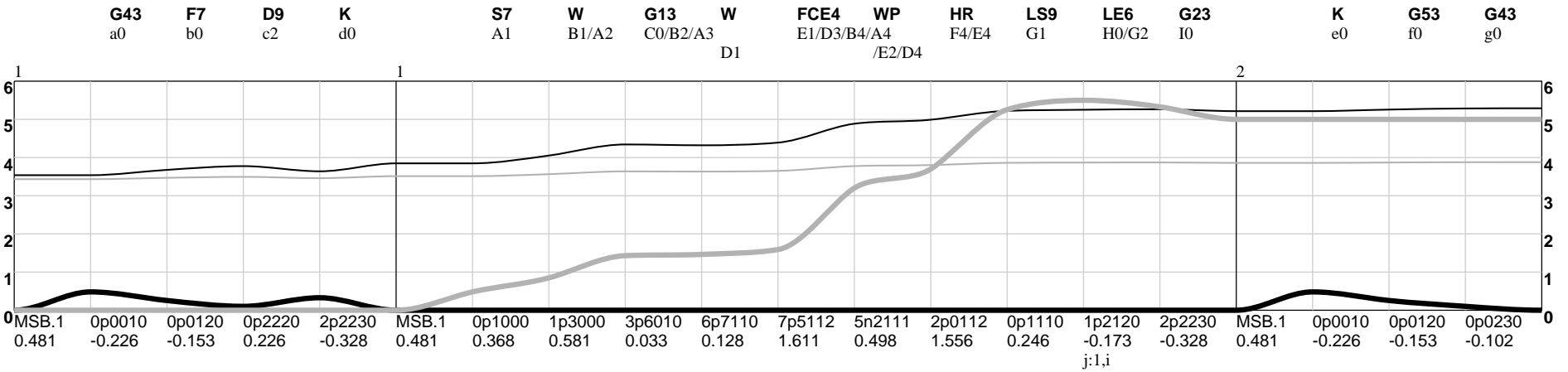
= 1947 games in 1975.

1975

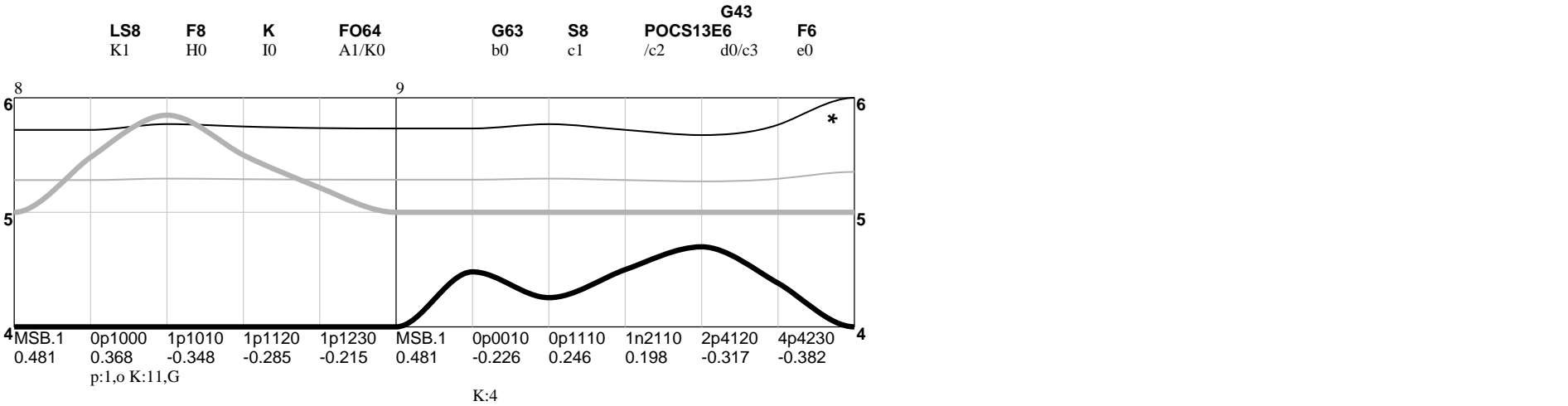
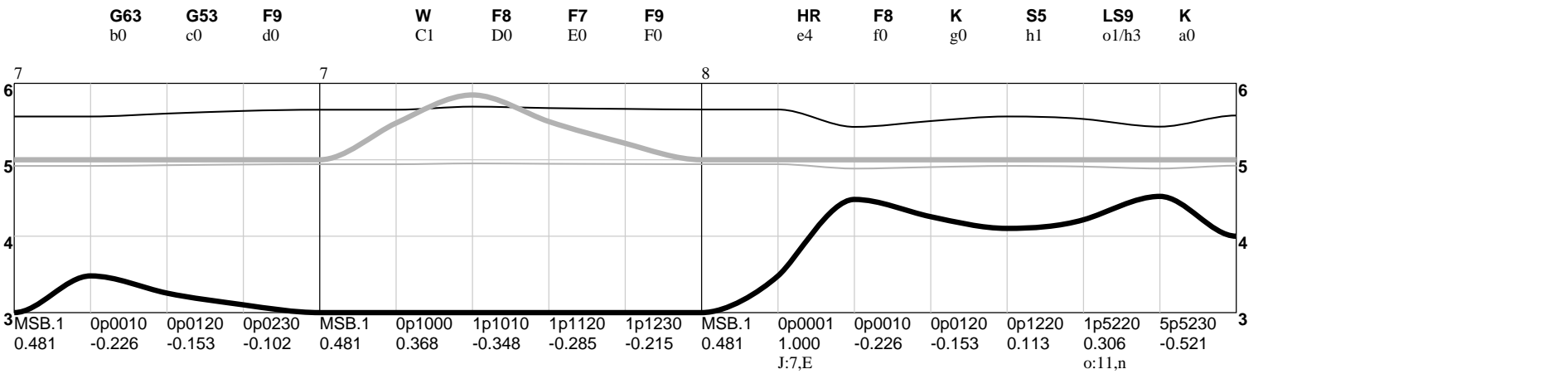
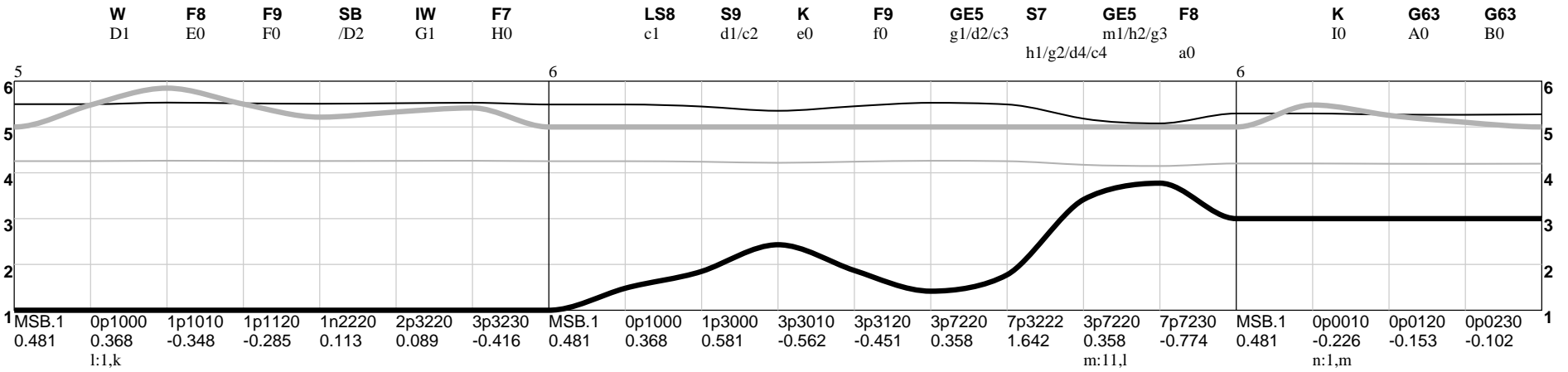
ru AL hitting MVP							ru NL hitting MVP						
			ACR	PA	ACW	w +1				ACR	PA	ACW	w +1
1 2	Fred Lynn L	BOS	+0.400	605	+0.502	17 9 64	1 *	Joe Morgan L	CIN	+0.556	639	+0.713	20 4 52
2 1	John Mayberry Sr. L	KCA	+0.319	683	+0.574	21 3 61	2 2	Willie Stargell L	PIT	+0.408	526	+0.597	13 6 51
3	Rod Carew L	MIN	+0.353	617	+0.900	6 7 42	3 1	Ted Simmons S	SLN	+0.323	649	+0.461	18 9 48
4 8	Toby Harrah R	TEX	+0.286	632	+0.316	9 4 48	4 4	Pete Rose Sr. S	CIN	+0.247	764	+0.574	9 5 47
5 7	Thurman Munson R	NYA	+0.240	661	+0.671	11 5 42	5 3	Bill Madlock R	CHN	+0.331	565	+0.708	8 3 40
6 4	Gene Tenace R	OAK	+0.236	623	+0.405	13 6 47	6 3	Steve Garvey R	LAN	+0.263	704	+0.780	18 8 51
7	Reggie Jackson L	OAK	+0.219	669	+0.358	19 11 65	7 8	Dave Parker L	PIT	+0.303	602	+0.417	18 9 55
8 16	Ken Singleton S	BAL	+0.180	714	+0.507	6 3 29	8 5	Greg Luzinski R	PHI	+0.257	703	+0.637	18 10 64
9 23	George Scott R	MIL	+0.185	675	+0.439	12 10 59	9 6	Bob Watson R	HOU	+0.336	533	+0.735	10 8 53
10 24	Darrell Porter L	MIL	+0.244	511	+0.261	9 5 33	10 14	Rusty Staub L	NYN	+0.261	670	+0.416	16 11 54
11 11	Boog Powell L	CLE	+0.242	502	+0.578	9 4 42	11 14	Bobby Murcer L	SFN	+0.271	632	+0.358	17 11 44
12 17	Bobby Bonds R	NYA	+0.190	626	+0.475	18 9 48	12 35	Johnny Bench R	CIN	+0.280	606	+0.059	18 13 60
13	Claudell Washington L	OAK	+0.186	635	+0.089	9 10 41	13 9	Ron Cey R	LAN	+0.243	662	+0.580	21 8 55
14 11	Rico Carty R	CLE	+0.266	436	+0.572	8 5 36	14 12	Manny Sanguillen R	PIT	+0.230	537	+0.405	10 4 32
15	Bernie Carbo L	BOS	+0.273	407	+0.834	5 2 31	15 24	Jim Wynn R	LAN	+0.208	529	+0.184	11 7 28
16 48	Mickey Rivers L	CAL	+0.165	672	+0.014	12 4 25	16 29	Mike Schmidt R	PHI	+0.160	674	+0.229	12 9 56
17 20	Billy Williams L	OAK	+0.179	602	+0.297	14 5 42	17	Andre Thornton R	CHN	+0.228	473	+0.734	5 8 35
18 17	George Brett L	KCA	+0.155	697	+0.570	12 7 49	18 19	Cliff Johnson R	HOU	+0.259	393	+0.647	10 7 35
19	Mike Hargrove L	TEX	+0.176	610	+0.313	9 6 26	19	Davey Lopes R	LAN	+0.140	726	+0.042	10 2 21
20 25	Leroy Stanton R	CAL	+0.199	510	+0.299	14 7 38	20 28	Jose Cardenal R	CHN	+0.151	666	+0.287	11 10 33
21 31	Roy White S	NYA	+0.158	636	+0.203	11 6 34	21 21	Ken Griffey Sr. L	CIN	+0.176	540	+0.582	11 2 27
22	Joe Rudi R	OAK	+0.195	515	+0.236	8 8 44	22 45	Tony Perez R	CIN	+0.166	574	+0.052	11 7 57
23 21	Don Baylor R	BAL	+0.144	598	+0.372	14 11 46	23 28	Jay Johnstone L	PHI	+0.233	398	+0.508	5 4 25
24 26	Pat Kelly L	CHA	+0.151	538	+0.459	6 1 23	24	Cesar Cedeno R	HOU	+0.161	576	+0.496	7 8 32
25	Graig Nettles L	NYA	+0.125	647	-0.069	11 9 45	25 42	Wayne Garrett L	NYN	+0.260	328	+0.164	8 5 20

ru AL pitching MVP							ru NL pitching MVP						
			ACOR	PA	ACW	w c				ACOR	PA	ACW	w c
1 *	Jim Palmer R	BAL	-1.593	1268	+0.420	25 12 25	1 5	Andy Messersmith R	LAN	-1.480	1276	+0.201	21 18 19
2 4	Catfish Hunter R	NYA	-1.144	1294	+0.183	24 14 30	2 1	Tom Seaver R	NYN	-1.387	1115	+0.414	21 11 15
3 3	Rich Gossage R	CHA	-2.347	583	+0.596	9 6 0	3 1	Jerry Reuss L	PIT	-1.372	984	+0.213	20 11 15
4 *	Frank Tanana L	CAL	-1.215	1029	+0.377	19 9 16	4 2	John Montefusco R	SFN	-1.254	1018	+0.364	21 9 10
5 7	Steve Busby R	KCA	-0.973	1064	+0.202	18 12 18	5 4	Randy Jones L	SDN	-0.953	1124	+0.158	21 13 18
6 8	Bert Blyleven R	MIN	-0.928	1104	+0.225	17 14 20	6 3	Don Gullett L	CIN	-1.522	647	+0.277	15 5 8
7 13	Dennis Eckersley r	CLE	-1.051	794	+0.114	15 9 6	7 9	Don Sutton R	LAN	-0.896	1031	+0.334	18 16 11
8 6	Vida Blue L	OAK	-0.644	1153	+0.156	24 11 13	8 7	Dan Warthen I	MON	-1.301	700	+0.164	11 7 2
9 6	Mike Torrez R	BAL	-0.629	1144	+0.247	21 10 16	9	Jim Barr R	SFN	-0.895	1003	+0.128	12 16 12
10	Gaylord Perry R	TEX	-0.546	1248	+0.076	17 19 25	10 10	Rawly Eastwick R	CIN	-2.141	368	+0.245	3 0 0
11 24	John Hiller L	DET	-2.288	295	+0.014	5 3 0	11 11	Burt Hooton R	LAN	-0.736	949	+0.131	21 8 12
12 12	Jim Kaat L	CHA	-0.512	1279	+0.104	19 16 12	12 15	Pedro Borbon R	CIN	-1.256	525	+0.109	9 4 0
13 19	Ed Figueroa R	CAL	-0.623	1014	+0.095	16 15 16	13 16	Gary Nolan R	CIN	-0.769	852	+0.047	18 10 5
14 12	Rollie Fingers R	OAK	-1.230	493	+0.216	9 3 0	14 2	Al Hrabosky L	SLN	-1.638	394	+0.769	5 2 0
15	Stan Thomas R	TEX	-1.483	342	-0.055	3 1 0	15 5	Tom Hilgendorf L	PHI	-1.575	404	+0.385	6 1 0
16 9	Paul Lindblad L	OAK	-1.002	499	+0.221	6 2 0	16	Larry Demery R	PIT	-1.233	468	-0.256	4 1 1
17 8	Roger Moret L	BOS	-0.749	623	+0.205	14 4 4	17 24	Phil Niekro R	ATL	-0.493	1160	+0.034	18 14 13
18 23	Marty Pattin R	KCA	-0.593	740	+0.080	11 9 5	18	Bob Apodaca R	NYN	-1.495	339	+0.069	3 3 0
19 20	Al Fitzmorris R	KCA	-0.430	1014	+0.064	17 13 11	19	Steve Rogers R	MON	-0.466	1068	-0.044	16 15 12
20	Doyle Alexander R	BAL	-0.747	562	-0.192	8 7 3	20	Doug Rau L	LAN	-0.463	1047	-0.077	18 14 8
21 14	Jim Todd R	OAK	-0.848	490	+0.229	6 3 0	21	Skip Lockwood R	NYN	-2.509	192	+0.016	2 2 0
22	Dave LaRoche L	CLE	-1.053	359	+0.644	1 1 0	22	Clay Carroll R	CIN	-1.127	409	-0.256	5 1 0
23 21	Stan Perzanowski R	TEX	-1.270	274	+0.219	3 2 1	23	John Candelaria I	PIT	-0.856	497	-0.119	11 6 4
24 11	Rick Waits L	CLE	-1.171	285	+0.458	7 2 3	24	Ramon Hernandez L	PIT	-1.488	280	+0.375	1 2 0
25	Dyar Miller r	BAL	-1.718	184	+0.333	1 1 0	25 13	Brent Strom L	SDN	-0.849	488	+0.322	8 7 6

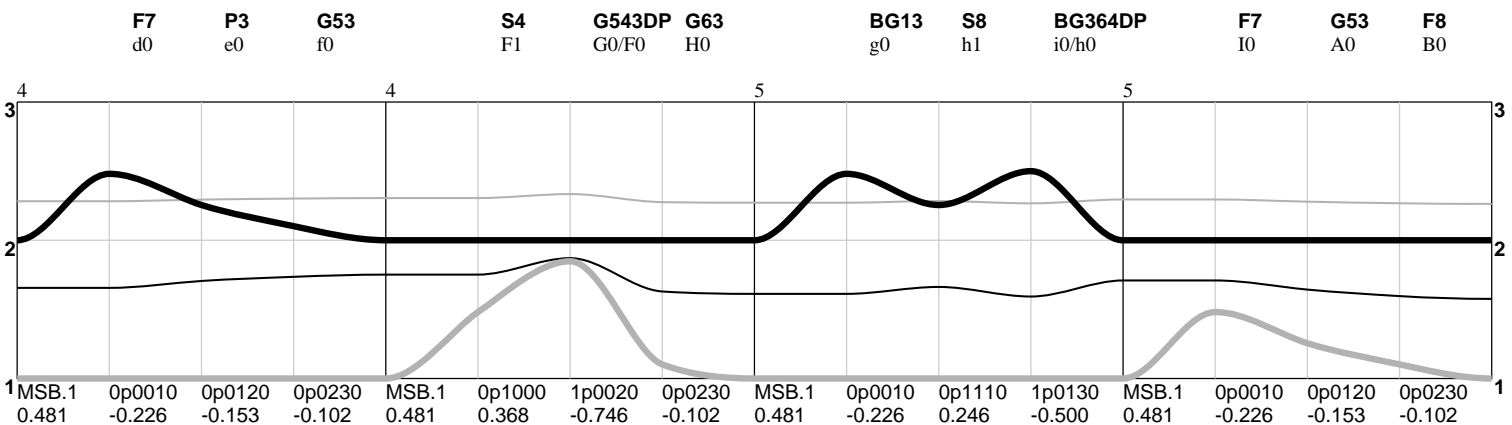
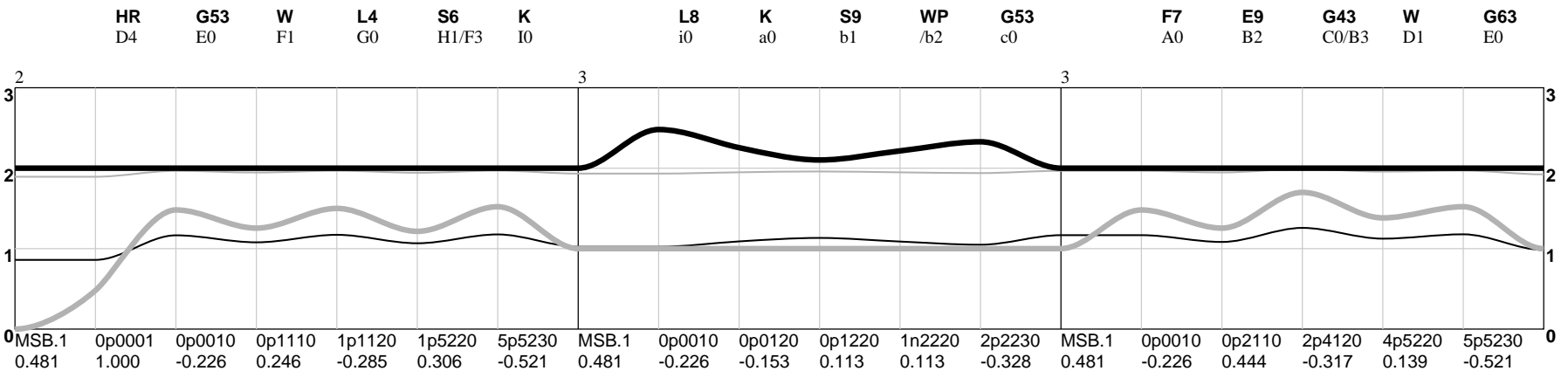
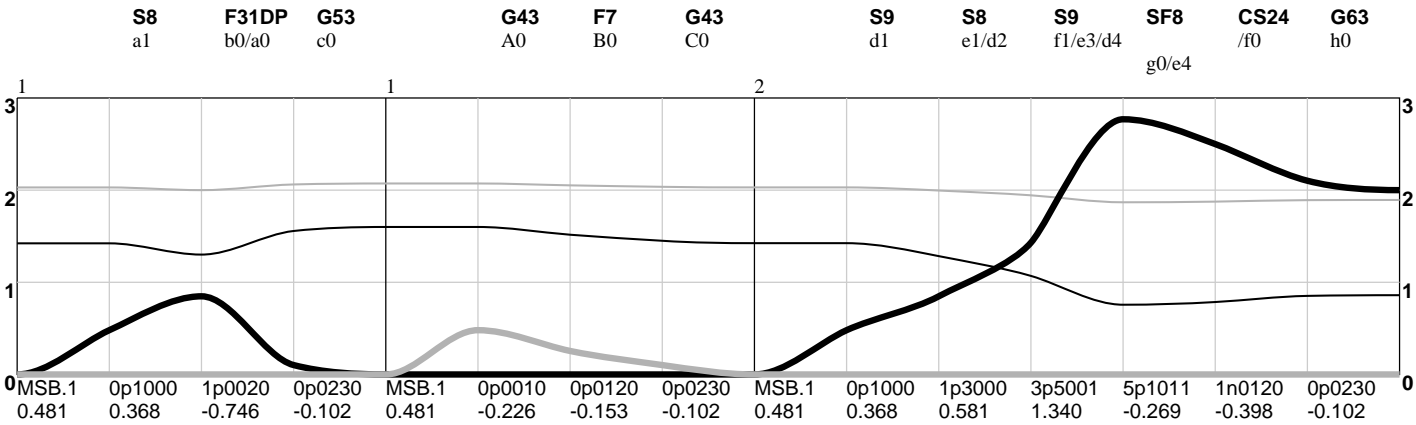
PIT vs BAL 1979 WS gm 1 10/10 (0) Wed



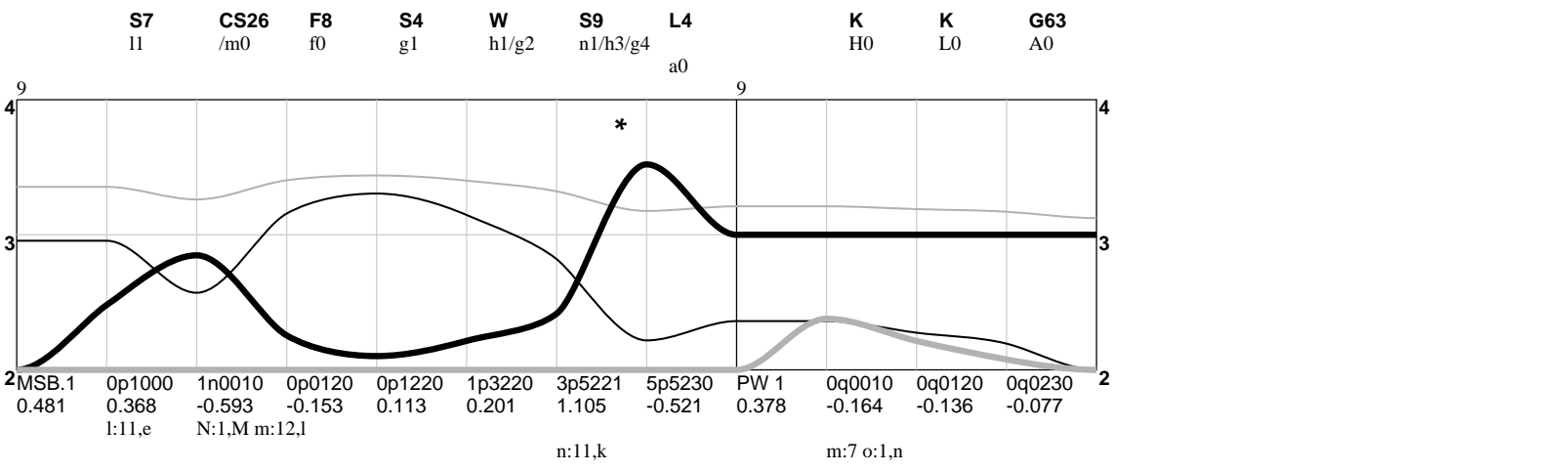
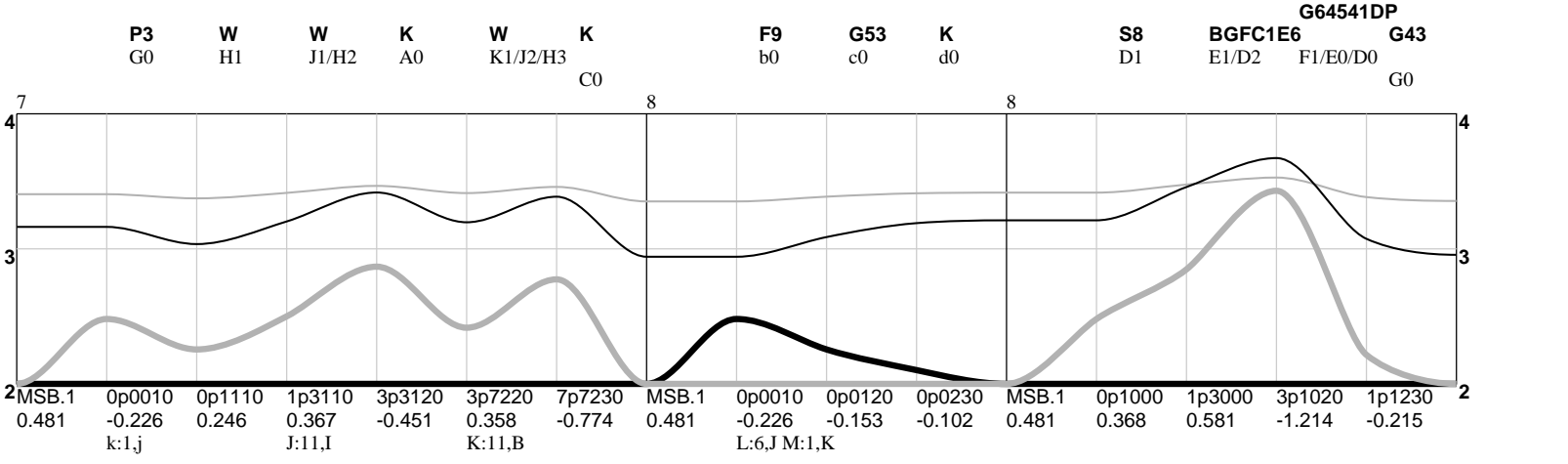
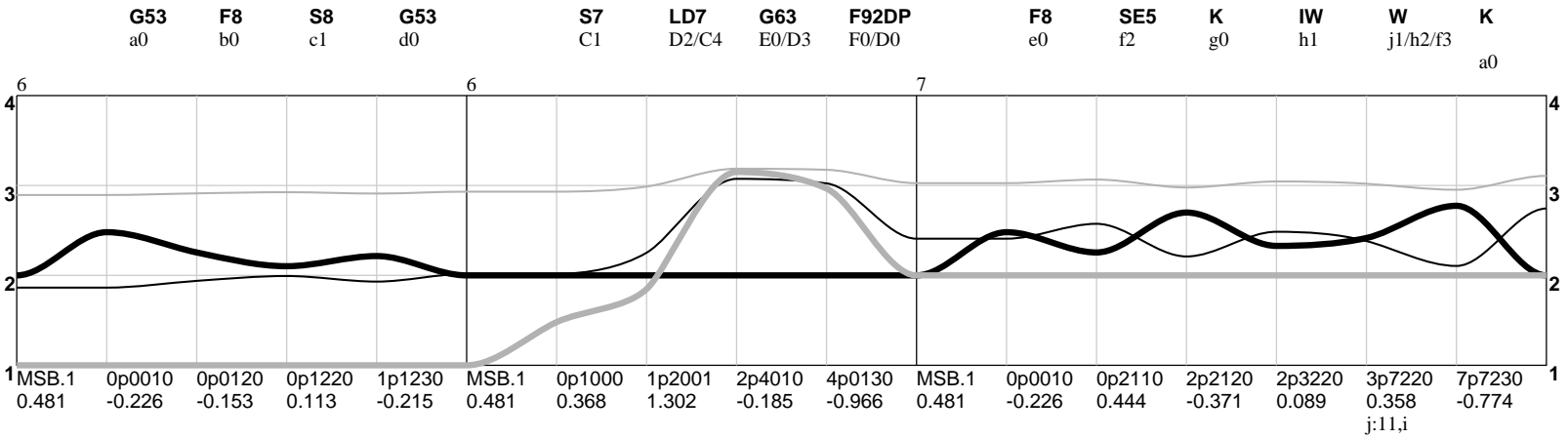
PIT vs BAL 1979 WS gm 1 10/10 (0) Wed



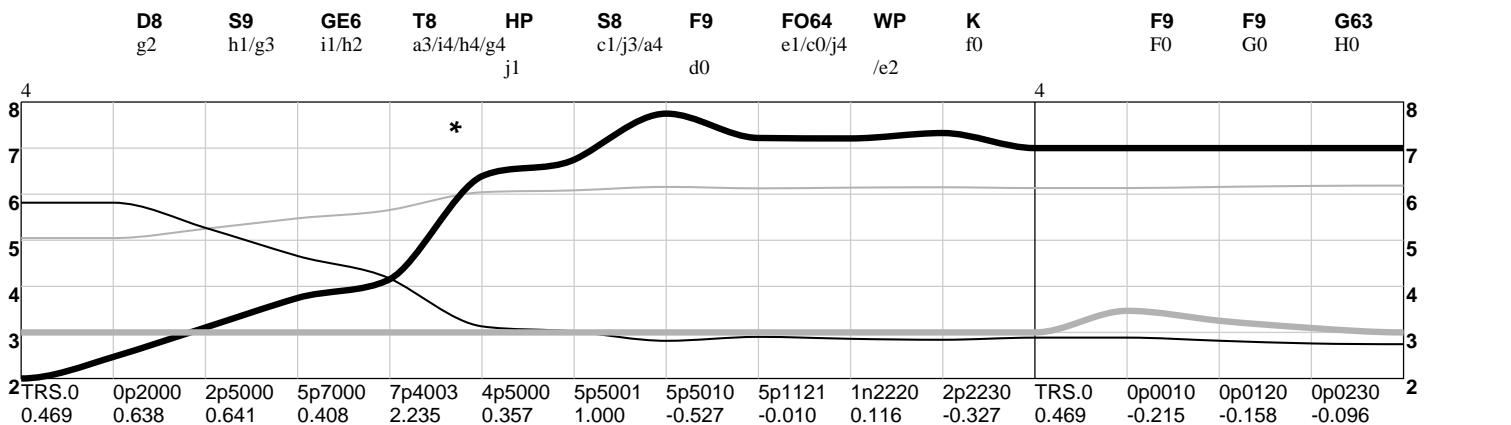
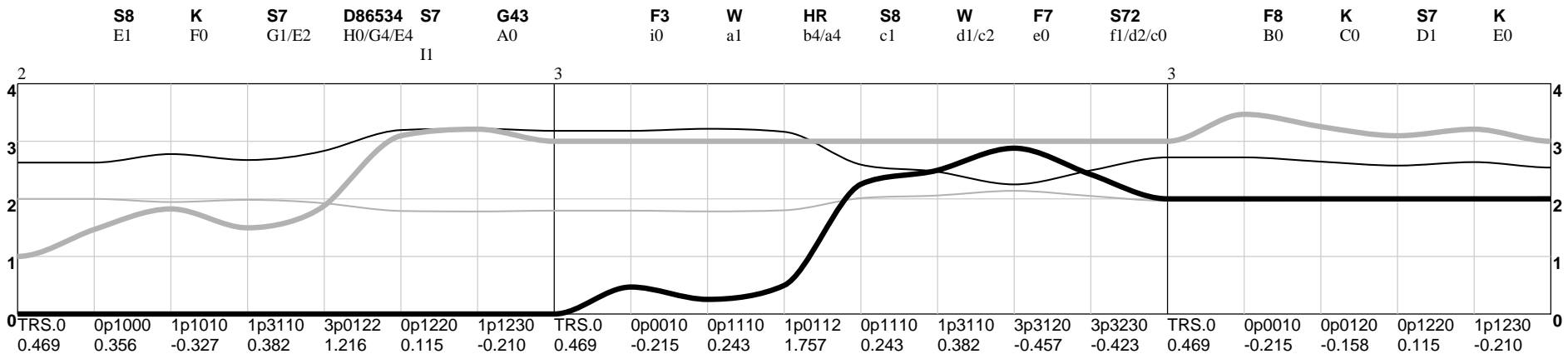
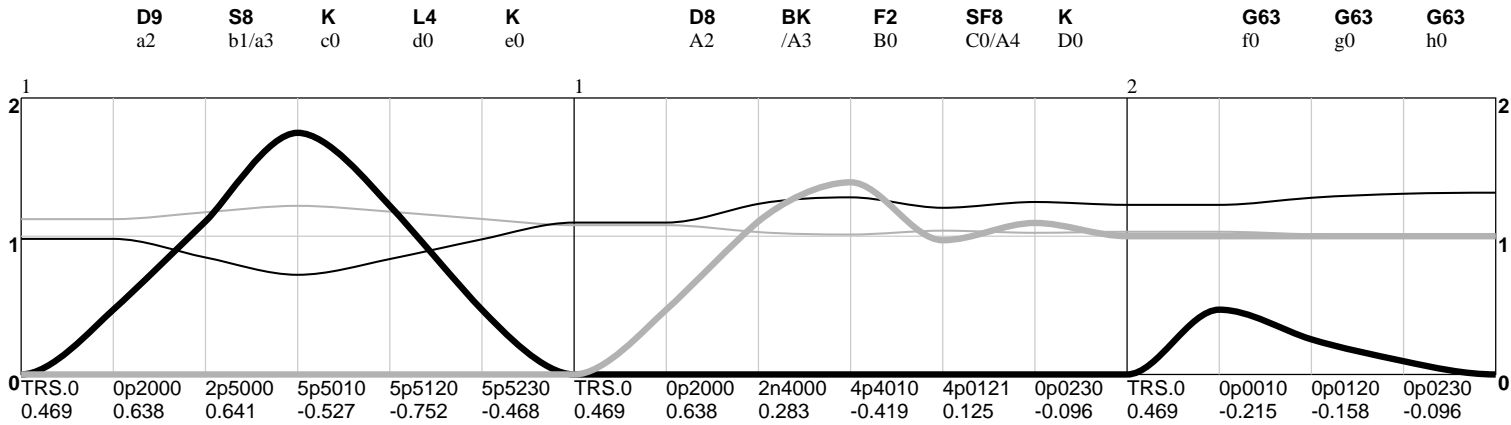
PIT vs BAL 1979 WS gm 2 10/11 (0) Thu



PIT vs BAL 1979 WS gm 2 10/11 (0) Thu



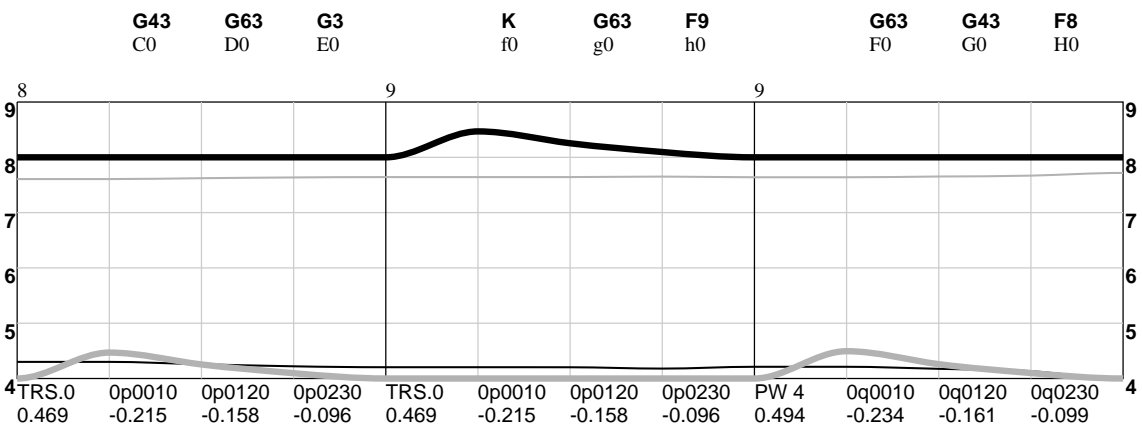
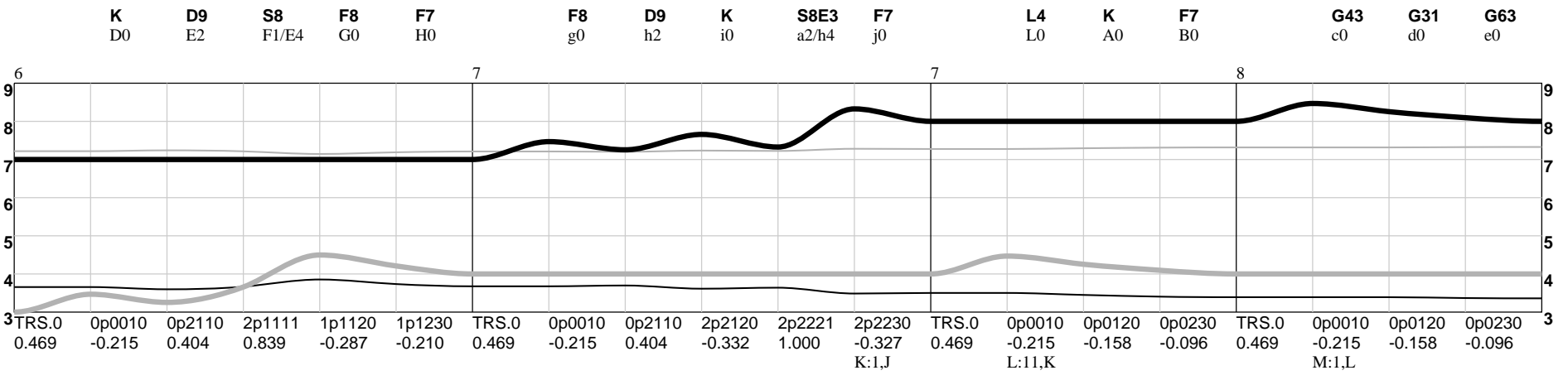
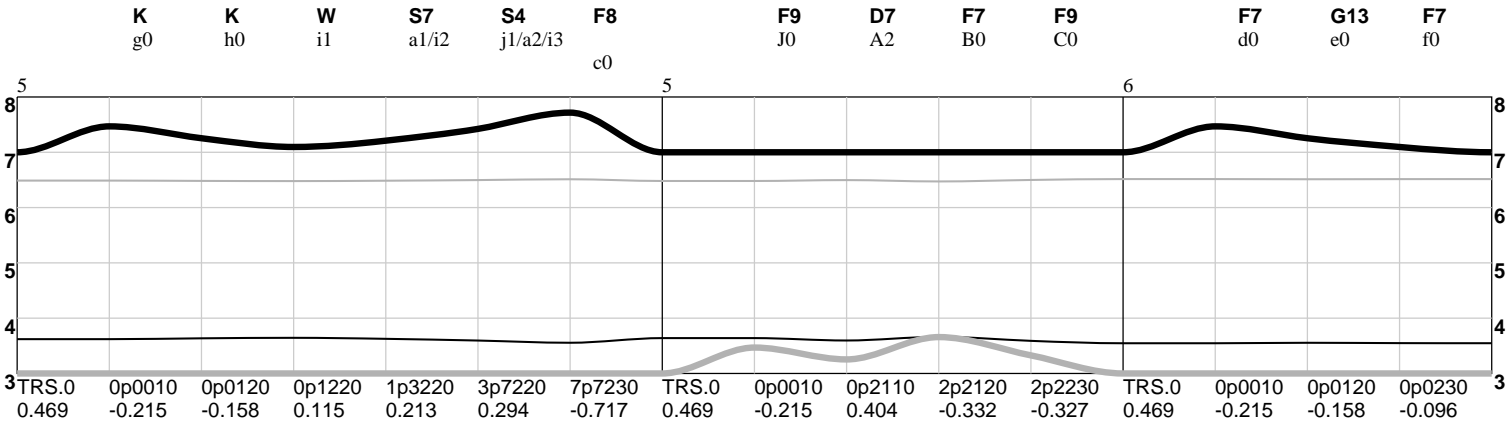
BAL VS PIT 1979 WS gm 3 10/12 (0) Fri



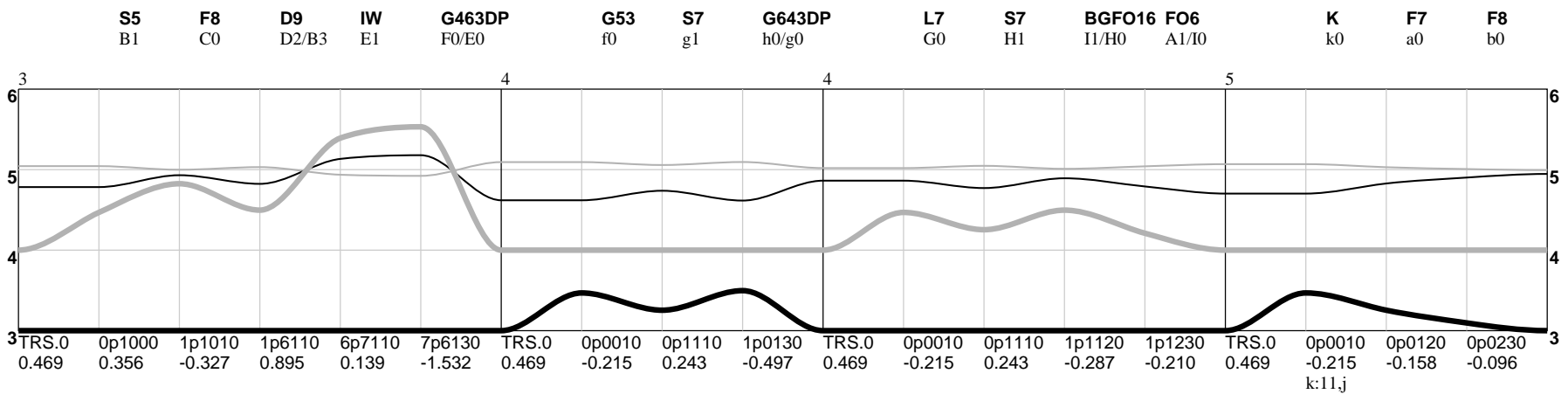
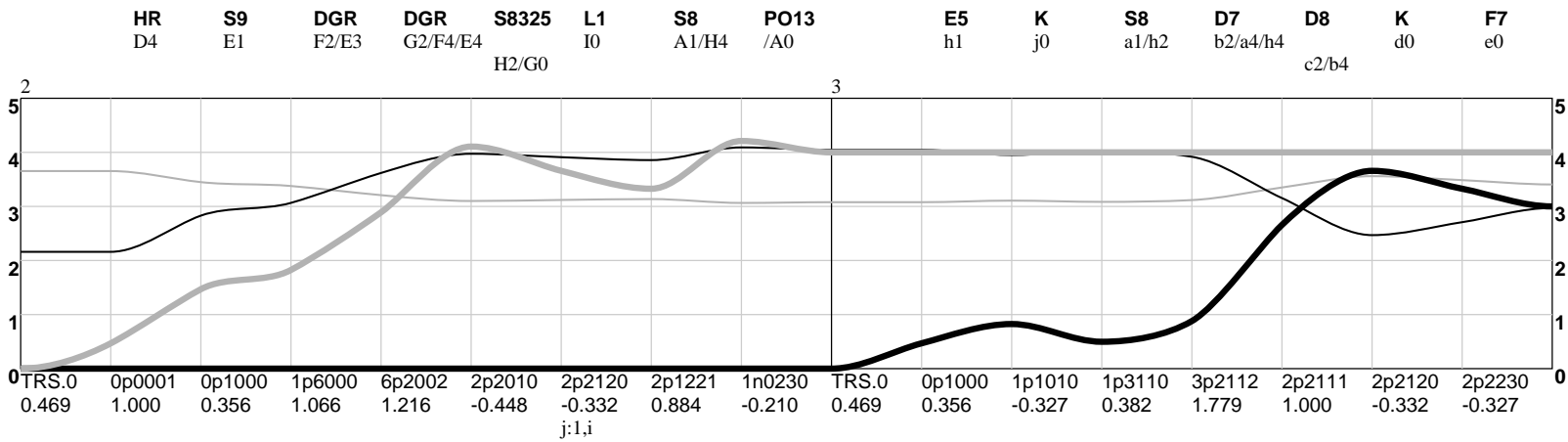
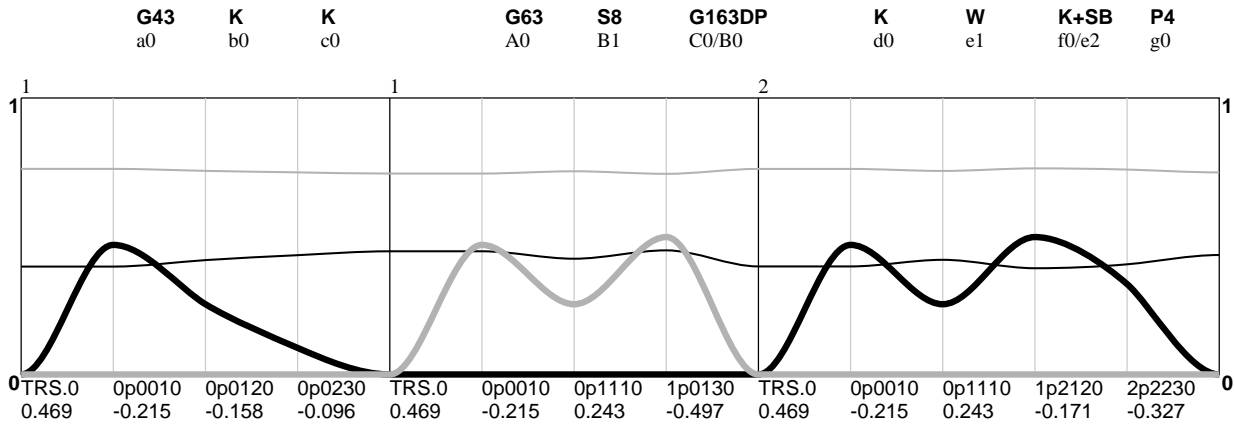
J:1,I,j:11,b

f:7 j:8

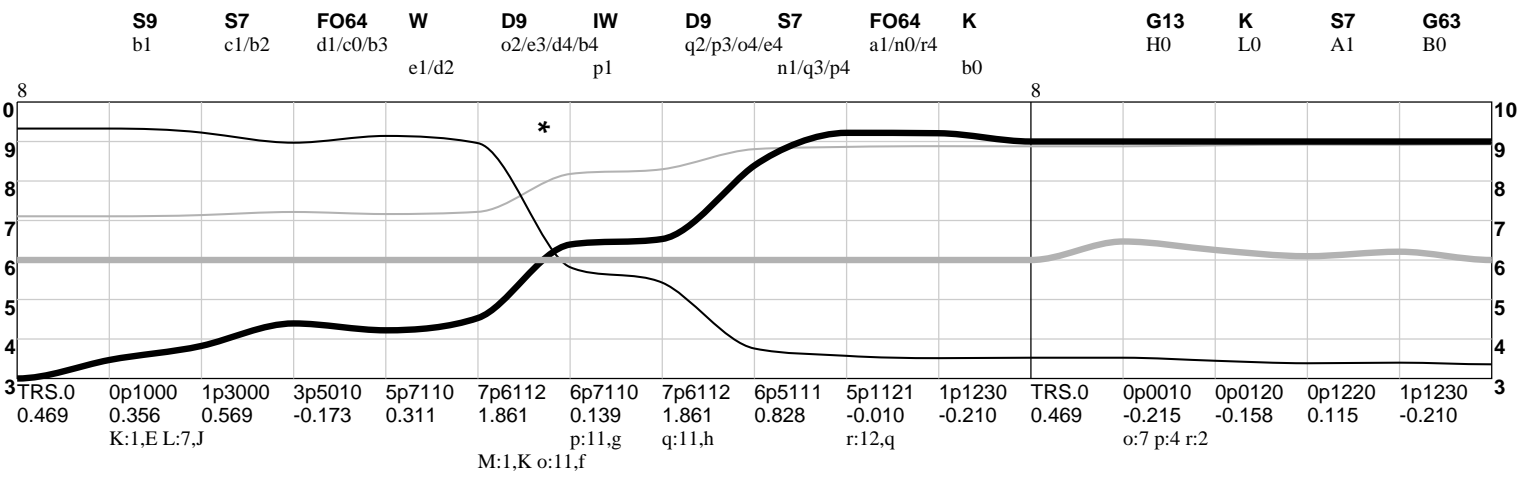
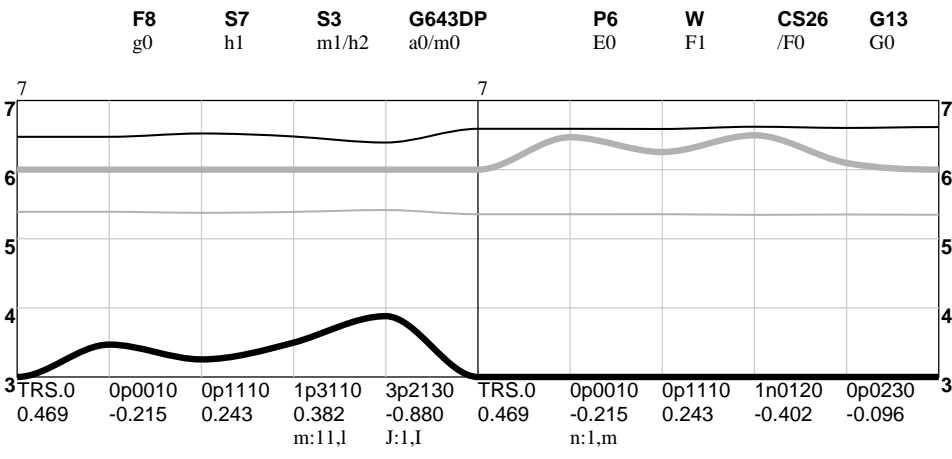
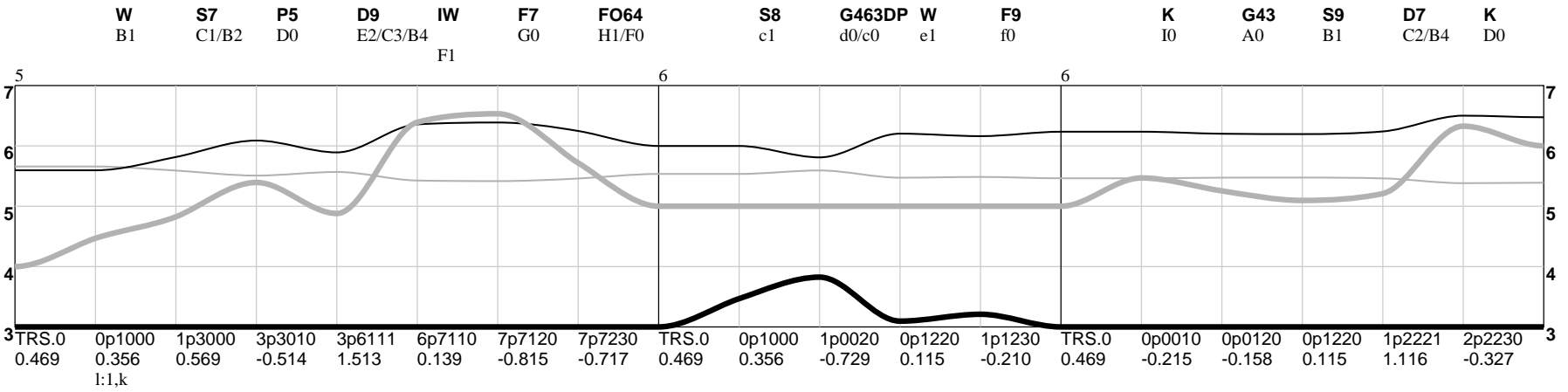
BAL VS PIT 1979 WS gm 3 10/12 (0) Fri



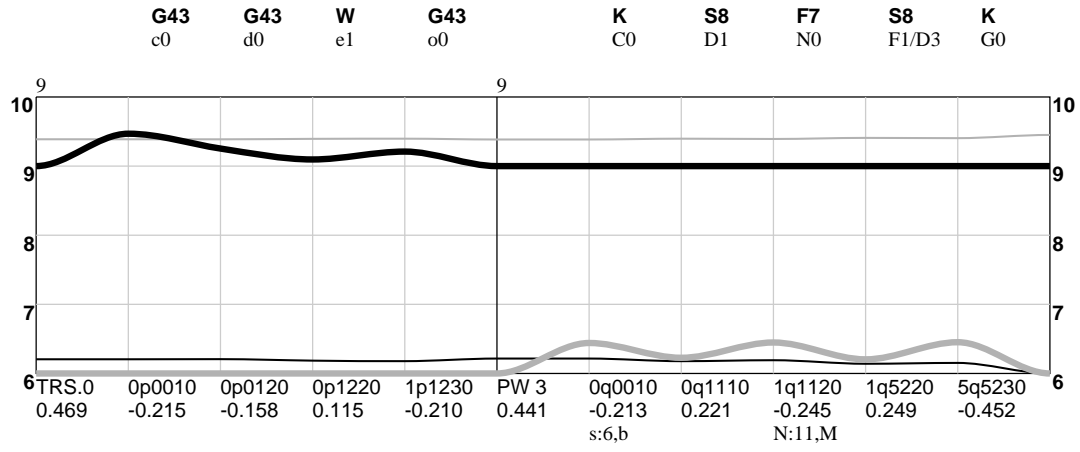
BAL vs PIT 1979 WS gm 4 10/13 (0) Sat



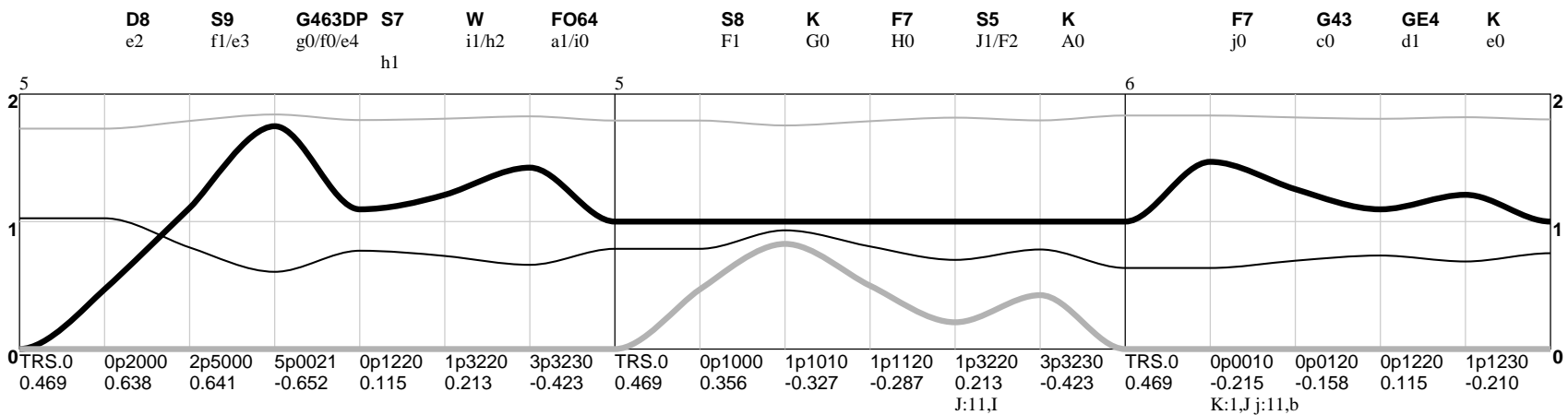
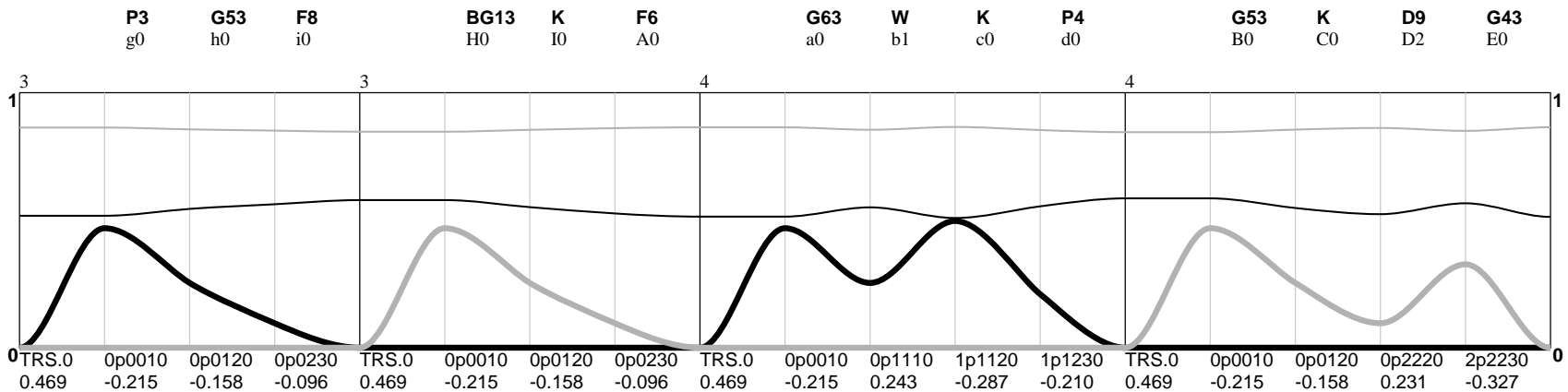
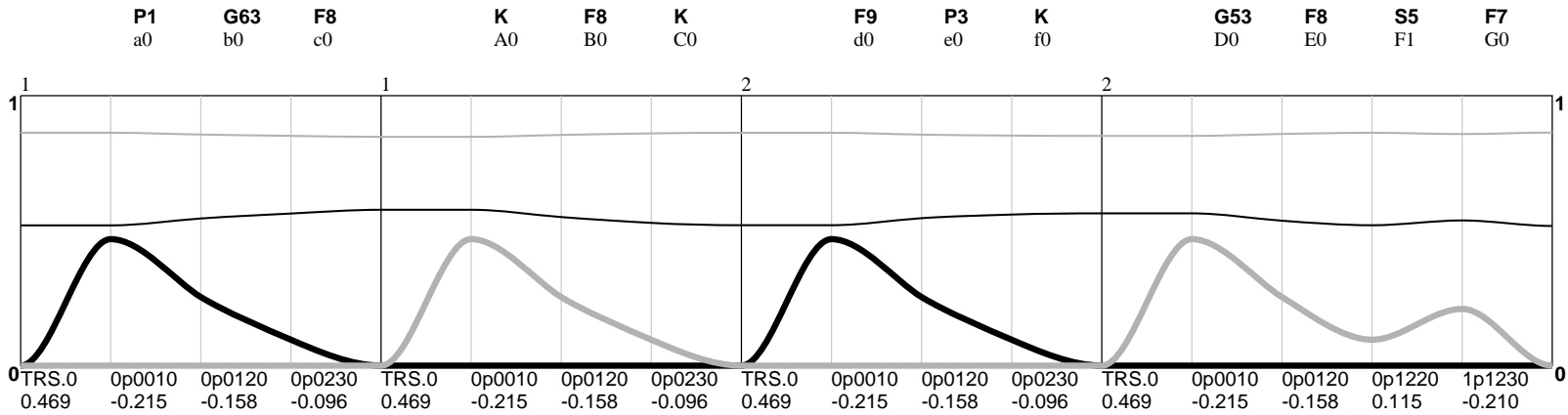
BAL vs PIT 1979 WS gm 4 10/13 (0) Sat



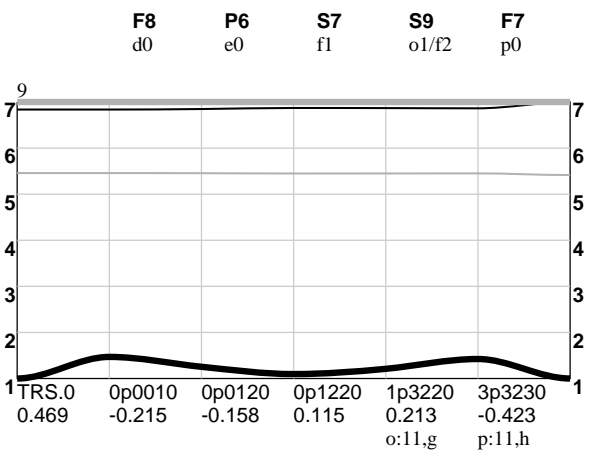
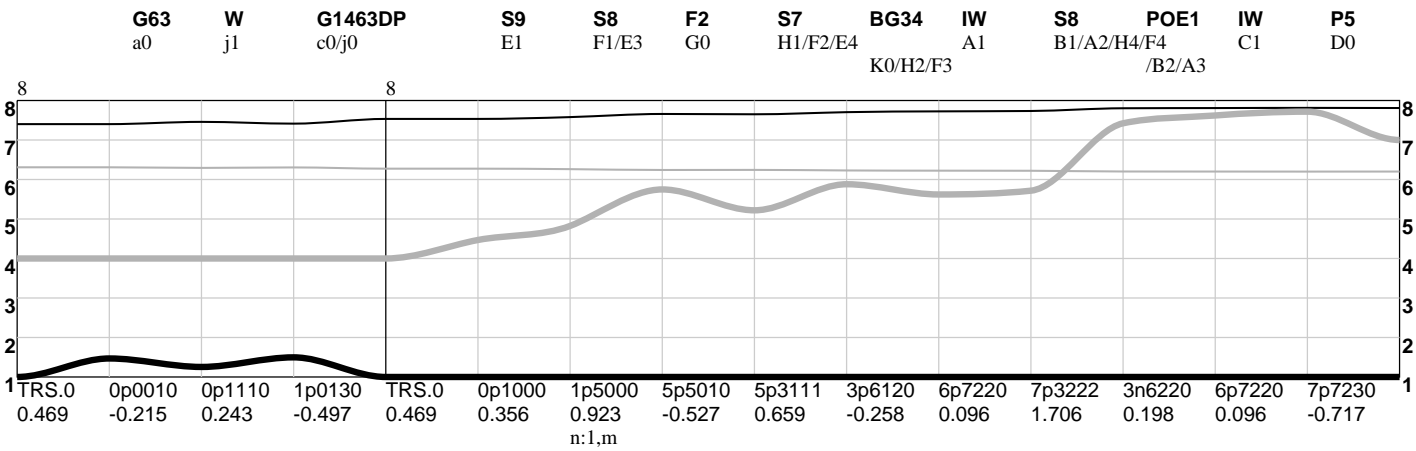
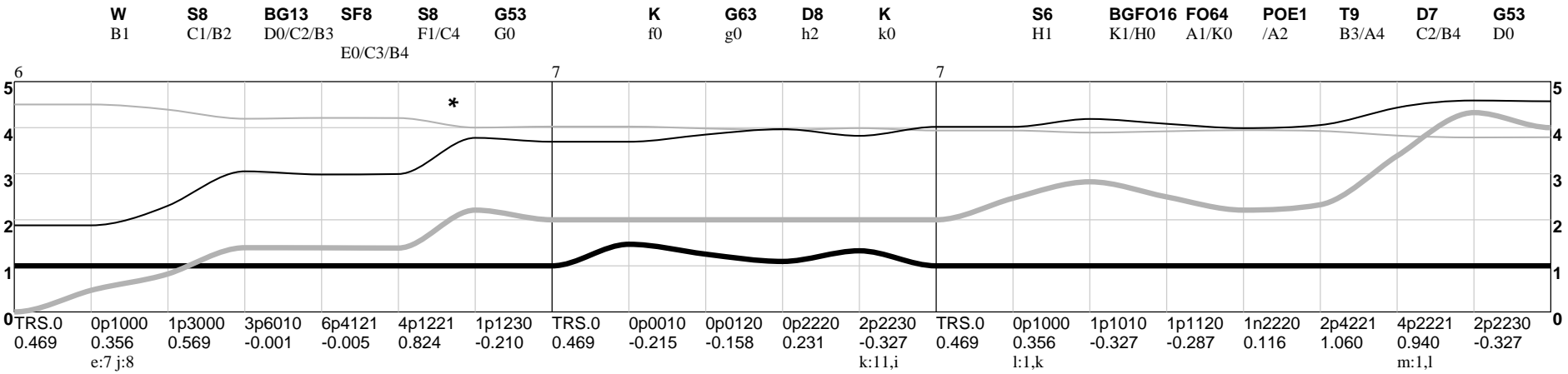
BAL vs PIT 1979 WS gm 4 10/13 (0) Sat



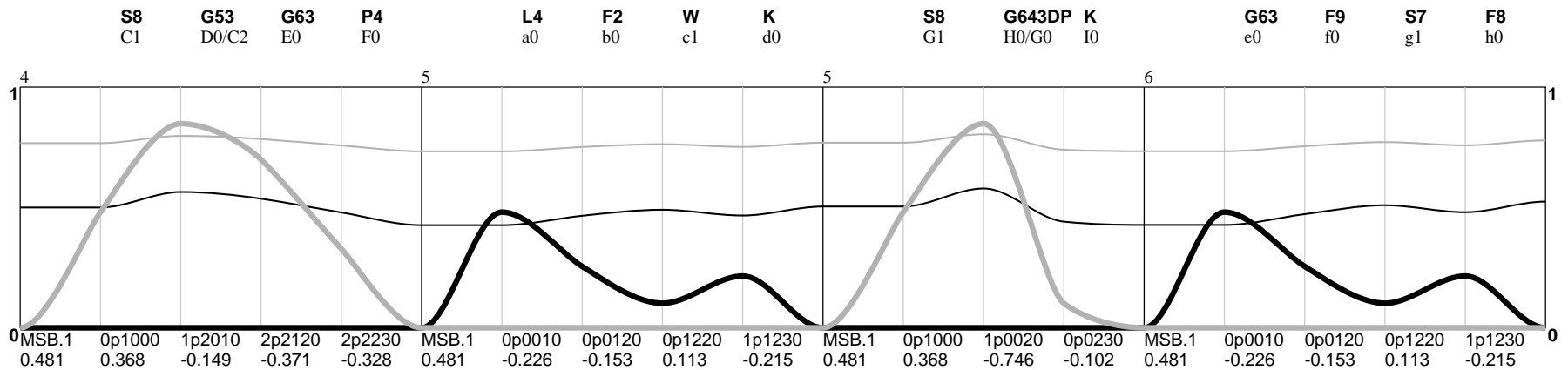
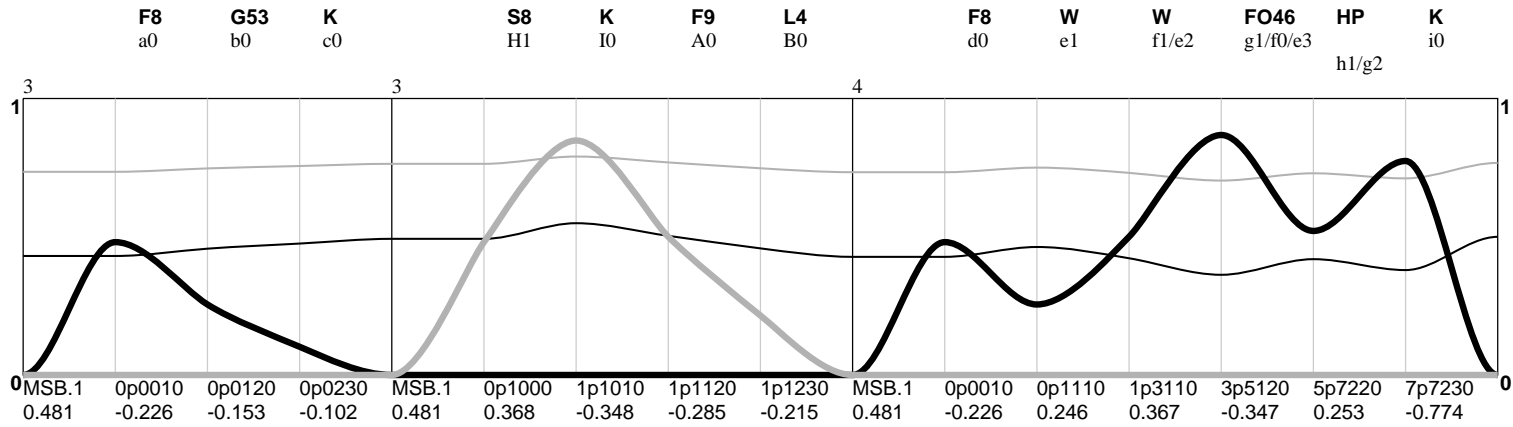
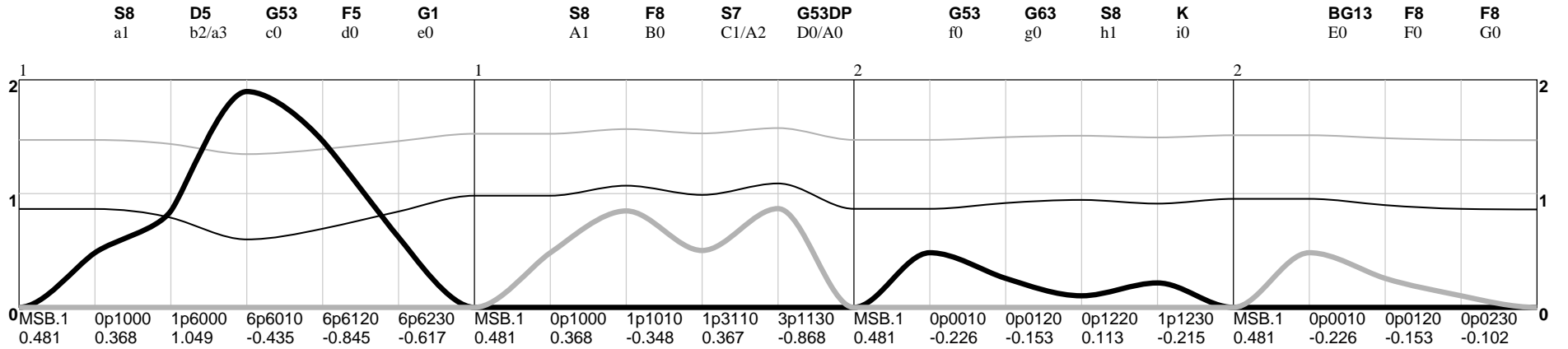
BAL vs PIT 1979 WS gm 5 10/14 (0) Sun



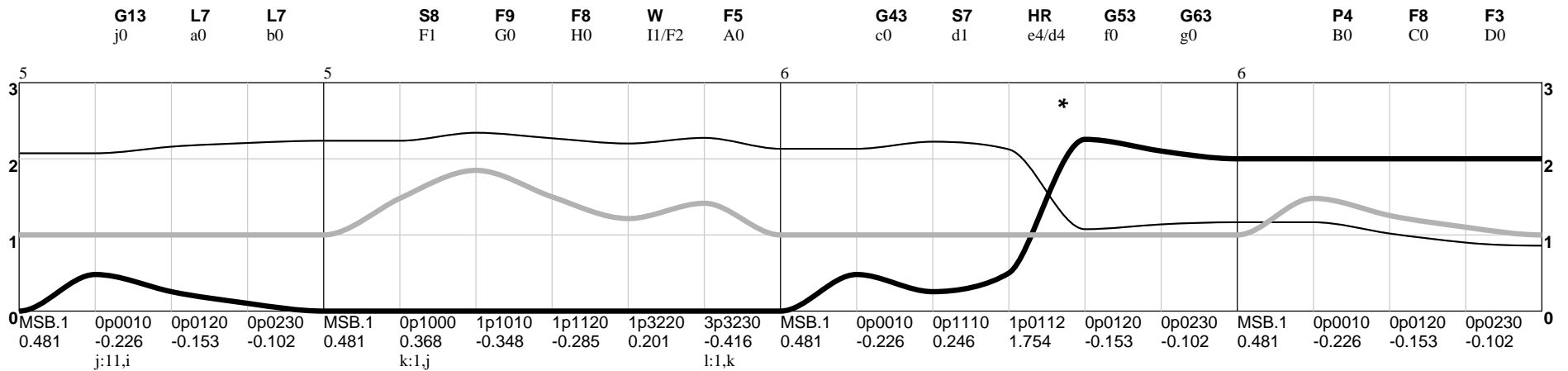
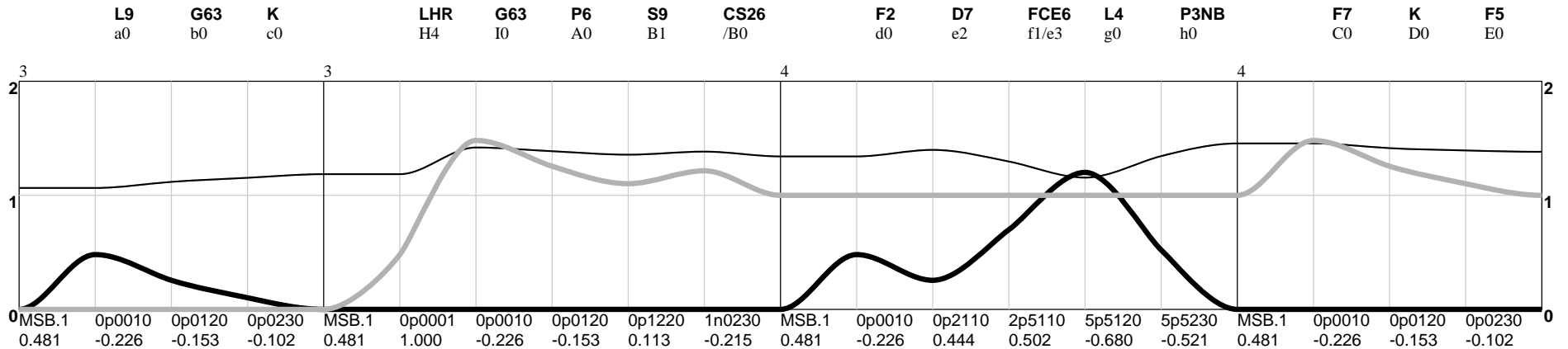
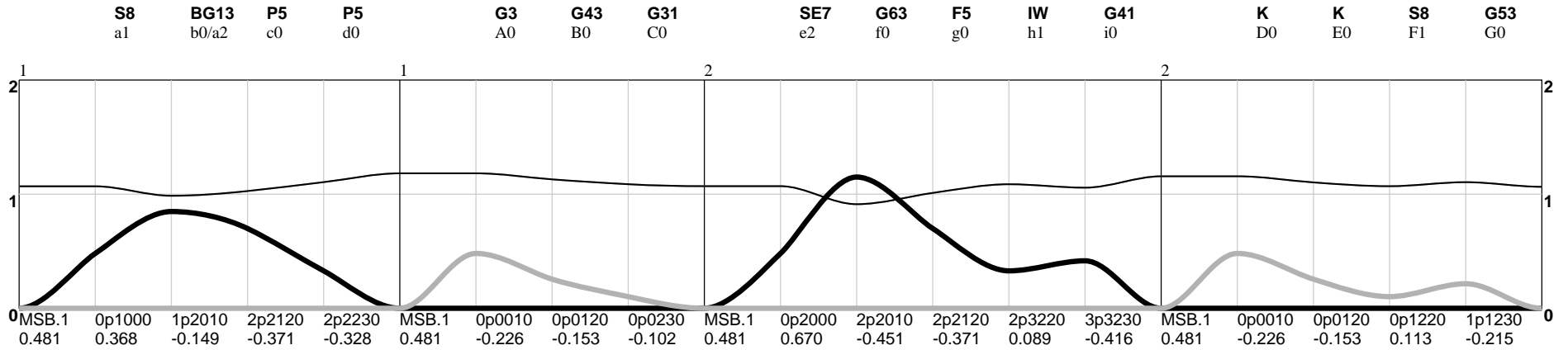
BAL VS PIT 1979 WS gm 5 10/14 (0) Sun



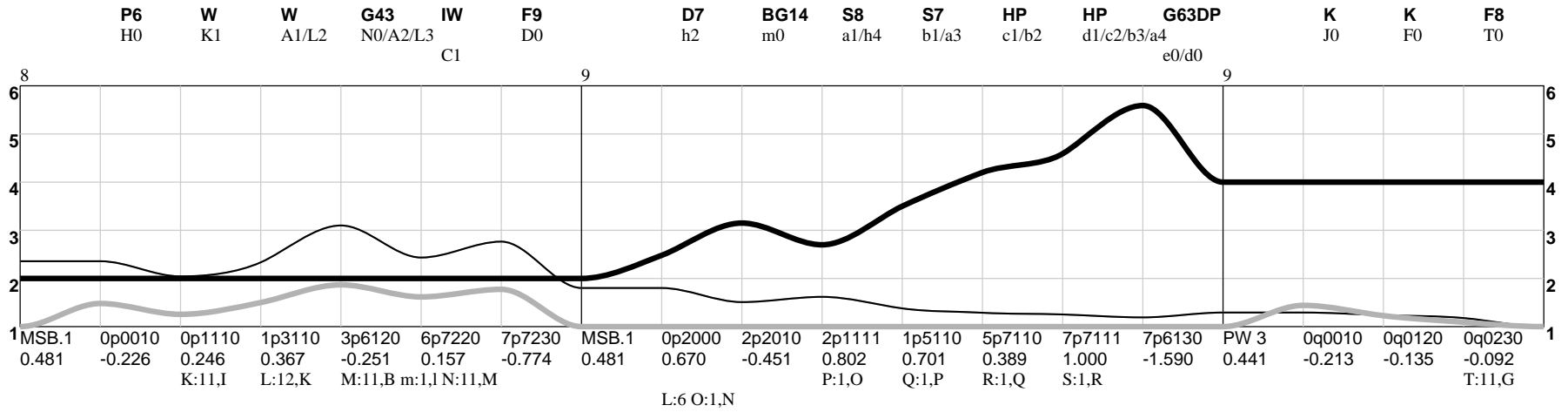
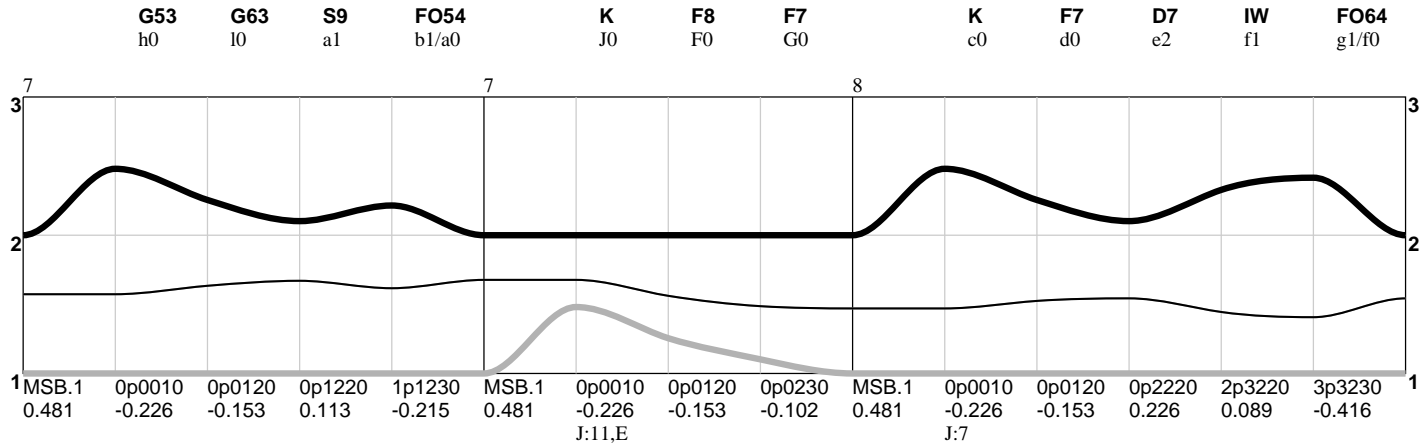
PIT vs BAL 1979 WS gm 6 10/16 (0) Tue



PIT vs BAL 1979 WS gm 7 10/17 (0) Wed



PIT vs BAL 1979 WS gm 7 10/17 (0) Wed



PIT vs BAL 1979 WS

PIT pa o br R ro xo nr lb							Game 1 pa o br r ro xo nr lb							BAL pa o br R ro xo nr lb									
41 27 14 4 27 0 14 10							78 51 28 9 50 1 27 18							37 24 14 5 23 1 13 8									
br/pa	pa/3o	r/3o	nr/br	lb/nr	br/r		-5	+5	+1	T	X	!	-5	+5	+1		br/pa	pa/3o	r/3o	nr/br	lb/nr	br/r	
0.34	4.56	0.44	1.00	0.71	3.50	4	5	2		198	6	3	1	3	2		0.38	4.62	0.62	0.93	0.62	2.80	

PIT Hitting — gm 1

#	st	ACR	ACW	R	PA	O	BR	player
a	8	-1.697	-1.627	-1.454	5-	5		Omar Moreno L
b	6	-0.480	-0.628	0.217	5.	4	1	Tim Foli R
c	9	+1.537	+0.853	2.237	5	1	4	Dave Parker L
d	7	-0.402	-1.064	-0.092	5.	4	1	Bill Robinson R
e	3	-0.213	-0.586	0.419	5.	4	1	Willie Stargell L
f	5	-0.735	-0.611	-0.221	4.	4	1	Bill Madlock R
g	2	-0.445	-0.382	-0.087	4.	2	1	Steve Nicosia R
h	4	+2.340	+1.214	2.598	4	1	3	Phil Garner R
j	i	-0.650	-0.176	0	1.	1		Jim Rooker L
k	i.	-1.921	-0.763	-0.339	1.	1		Manny Sanguillen R
m	i.	+1.522	+1.266	0.383	1	1		Lee Lacy R
o	i.	+1.301	+2.024	0.340	1	1		Rennie Stennett R

BAL Hitting — gm 1

#	st	ACR	ACW	R	PA	O	BR	player
A	8	-0.320	+0.499	0.293	5	3	1	Al Bumbry L
B	6	-0.047	+0.918	0.439	4	3	1	Mark Belanger R
C	9	+0.198	+0.070	0.510	4	2	2	Ken Singleton S
D	3	+0.755	+0.269	1.001	4	1	3	Eddie Murray S
E	7	+0.862	+1.180	1.141	4	3	1	John Lowenstein L
F	5	+1.514	+0.580	1.821	4+	3	2	Doug DeCinces R
G	4	-0.584	-0.015	-0.065	3	1	2	Billy Smith S
H	2	-1.105	-0.218	-0.742	4	4		Rick Dempsey R
I	1	-0.501	-0.180	0.122	4	3	1	Mike Flanagan L
J	E.	+0.000						Gary Roenicke R
K	G:	+1.564	+1.412	0.480	1	1	1	Rich Dauer R

PIT Pitching — gm 1

#	st	ACOR	ACW	R	PA	O	BR	player
i	1	+27.462	-2.274	5.368	7,-	1	6	Bruce Kison R
j	i	-5.312	+0.037	-0.368	14	11	4	Jim Rooker L
l	i	-3.680	+0.015	0	5	3	2	Enrique Romo R
n	i	-5.257	+0.023	0	7	6	1	Don Robinson R
p	i	-4.600	-0.088	0	4	3	1	Grant Jackson L

BAL Pitching — gm 1

#	st	ACOR	ACW	R	PA	O	BR	player
I	1	-0.303	+0.261	4	41+	27	14	Mike Flanagan L

PIT pa o br R ro xo nr lb							Game 2 pa o br r ro xo nr lb							BAL pa o br R ro xo nr lb									
37 27 14 3 23 4 10 7							74 54 27 5 47 7 20 15							37 27 13 2 24 3 10 8									
br/pa	pa/3o	r/3o	nr/br	lb/nr	br/r		-5	+5	+1	T	X	!	-5	+5	+1		br/pa	pa/3o	r/3o	nr/br	lb/nr	br/r	
0.38	4.11	0.33	0.71	0.70	4.67	5	3	2		193	42	21	6	3	2		0.35	4.11	0.22	0.77	0.80	6.50	

PIT Hitting — gm 2

#	st	ACR	ACW	R	PA	O	BR	player
a	8	-1.112	-4.693	-0.755	5	5	1	Omar Moreno L
b	6	-0.956	-3.731	-0.203	4	3	1	Tim Foli R
c	9	-0.499	-2.078	-0.113	4	3	1	Dave Parker L
d	3	-0.187	-0.316	0.260	4	3	1	Willie Stargell L
e	7	+0.288	-0.093	0.638	3	2	1	John Milner L
f	5	+1.203	+2.609	1.671	4+	3	2	Bill Madlock R
g	2	-0.800	-0.571	-0.368	4	3	1	Ed Ott L
h	4	+0.461	+5.258	0.671	4	2	3	Phil Garner R
i	1	-1.545	-3.269	-0.322	2	2		Bert Blyleven R
j	i.	+1.522	+8.063	0.392	1	1		Mike Easler L
l	e.	+1.564	+16.346	0.480	1	1		Bill Robinson R
m	e;	+0.000		-0.480	1	1		Matt Alexander S
n	i.	+4.700	+21.997	1.130	1	1		Manny Sanguillen R

BAL Hitting — gm 2

#	st	ACR	ACW	R	PA	O	BR	player
A	8	-0.964	-4.944	-0.400	5.	5		Al Bumbry L
B	6	+0.268	+0.722	0.520	3	2	1	Mark Belanger R
C	9	-0.878	-5.383	-0.521	4.	3	1	Ken Singleton S
D	3	+2.988	+13.288	3.123	4	2	4	Eddie Murray S
E	5	-0.372	+2.436	-0.035	4.	4	1	Doug DeCinces R
F	7	-1.667	-13.866	-0.895	4-	2	2	John Lowenstein L
G	4	-1.566	-6.266	-0.802	4.	4		Billy Smith S
H	2	+0.303	+2.043	0.653	4	2	2	Rick Dempsey R
I	1	-1.589	-3.498	-0.470	2.	2		Jim Palmer R
J	I.	+1.563	+12.817	0.418	1	1		Pat Kelly L
K	B.	+1.522	+11.065	0.409	1	1		Terry Crowley L
L	I.	-0.580	-2.271	0	1.	1		Kiko Garcia R

PIT Pitching — gm 2

#	st	ACOR	ACW	R	PA	O	BR	player
i	1	-1.409	+0.253	2	24	18	8	Bert Blyleven R
k	i	-3.680	+2.328	0	10+	6	5	Don Robinson R
o	i	-4.826	+3.192	0	3	3		Kent Tekulve R

BAL Pitching — gm 2

#	st	ACOR	ACW	R	PA	O	BR	player
I	1	-1.865	+0.587	2	28-	21	10	Jim Palmer R
M	B	-1.082	-0.774	0.480	4.,	3	1	Tippy Martinez L
N	B	+1.164	-1.493	0.520	5.	3	3	Don Stanhouse R

PIT vs BAL 1979 WS

PIT pa o br R ro xo nr lb							Game 3 pa o br r ro xo nr lb							BAL pa o br R ro xo nr lb							
35 27 8 4 27 0 8 4							79 54 25 12 54 0 25 13							44 27 17 8 27 0 17 9							
br/pa	pa/3o	r/3o	nr/br	lb/nr	br/r		-5	+5	+1	T	X	!	-5	+5	+1	br/pa	pa/3o	r/3o	nr/br	lb/nr	br/r
0.23	3.89	0.44	1.00	0.50	2.00	0	3	1		171	18	10	4	8	4	0.39	4.89	0.89	1.00	0.53	2.12

PIT Hitting — gm 3

#	st	ACR	ACW	R	PA	O	BR	player
A	8	+1.018	+1.374	1.350	4	2	2	Omar Moreno L
B	6	-1.129	-1.858	-0.564	4	—	4	Tim Foli R
C	9	-0.612	-0.157	0.052	4	4		Dave Parker L
D	7	-0.376	-0.050	0.163	4	3	1	Bill Robinson R
E	3	+0.483	+0.586	0.758	4	2	2	Willie Stargell L
F	5	+0.066	-0.644	0.671	4	3	1	Bill Madlock R
G	2	-0.238	+0.803	0.228	4	3	1	Steve Nicosia R
H	4	+0.863	+3.250	1.180	4	4		Phil Garner R
I	1	+0.489	+1.233	0.163	1		1	John Candelaria L
J	I	-0.913	-0.476	0	1		1	Enrique Romo R
L	I	-0.913	-0.436	0	1		1	Lee Lacy R

BAL Hitting — gm 3

#	st	ACR	ACW	R	PA	O	BR	player
a	6	+3.684	+4.492	4.534	5+	5		Kiko Garcia R
b	7	+5.101	+13.081	2.501	2'	2		Benny Ayala R
c	9	-0.184	-0.011	0.157	5	5	2	Ken Singleton S
d	3	-1.081	-0.241	-0.676	5	4	1	Eddie Murray S
e	5	-0.913	-2.325	-0.533	5	4		Doug DeCinces R
f	8-	-1.084	-2.010	-0.559	5	4		Gary Roenicke R
g	4	-0.092	+1.551	0.669	5'	4	1	Rich Dauer R
h	2	+0.592	+1.844	1.155	5'	3	2	Rick Dempsey R
i	1	-0.025	+1.244	0.325	4	2	2	Scott McGregor L
j	b:	+0.461	+0.474	0.427	3'	1	2	Al Bumbry L

PIT Pitching — gm 3

#	st	ACOR	ACW	R	PA	O	BR	player
I	1	+9.101	-2.387	6.044	19,-	9	10	John Candelaria L
J	I	+1.129	-0.214	2.235	18,.	11	7	Enrique Romo R
K	I	-12.507	+0.133	-0.279	1		1	Grant Jackson L
M	I	-5.982	-0.028	0	6		6	Kent Tekulve R

BAL Pitching — gm 3

#	st	ACOR	ACW	R	PA	O	BR	player
i	1	-0.266	-0.463	4	35+	27	8	Scott McGregor L

PIT pa o br R ro xo nr lb							Game 4 pa o br r ro xo nr lb							BAL pa o br R ro xo nr lb							
43 27 20 6 23 4 16 10							85 54 38 15 47 7 31 16							42 27 18 9 24 3 15 6							
br/pa	pa/3o	r/3o	nr/br	lb/nr	br/r		-5	+5	+1	T	X	!	-5	+5	+1	br/pa	pa/3o	r/3o	nr/br	lb/nr	br/r
0.47	4.78	0.67	0.80	0.62	3.33	4	8	5		228	40	17	2	6	4	0.43	4.67	1.00	0.83	0.40	2.00

PIT Hitting — gm 4

#	st	ACR	ACW	R	PA	O	BR	player
A	8	+0.174	+0.468	0.817	5	3	2	Omar Moreno L
B	6	+0.732	+3.192	1.197	5	2	4	Tim Foli R
C	9	+0.551	+2.854	1.246	5	3	2	Dave Parker L
D	3	+1.085	+3.177	1.542	5	2	3	Willie Stargell L
E	7	+1.908	+6.386	2.157	4	2	3	John Milner L
F	5	-0.201	-0.516	0.213	5	3	4	Bill Madlock R
G	2	-0.308	-0.100	0.091	5	5	1	Ed Ott L
H	4	-1.209	-2.162	-0.705	4-	2	1	Phil Garner R
I	1	-1.182	-2.221	-0.381	3		3	Jim Bibby R
L	I	-0.674	-0.495	0	1		1	Bill Robinson R
N	E	-1.041	-0.650	-0.177	1		1	Mike Easler L

BAL Hitting — gm 4

#	st	ACR	ACW	R	PA	O	BR	player
a	8	-0.749	-3.039	-0.293	5	3	1	Al Bumbry L
b	6	+1.421	+4.198	2.131	5'	3	2	Kiko Garcia R
c	9	+1.374	+5.730	2.143	5+	4	3	Ken Singleton S
d	3	-1.368	-5.511	-0.857	5	4		Eddie Murray S
e	5	+0.389	+1.366	0.754	5'	1	4	Doug DeCinces R
f	7	-0.845	-2.844	-0.254	3	3		Gary Roenicke R
g	4	-0.423	-0.983	0.091	3	3	1	Rich Dauer R
h	2	+0.145	-0.541	0.437	3'	1	2	Dave Skaggs R
j	i	-1.393	-2.610	-0.220	1		1	Sammy Stewart R
k	i	-0.913	-4.154	0	1		1	Lee May R
m	i	+1.627	+5.609	0.435	1'	1	1	Pat Kelly L
n	i	+3.523	+1.695	0.855	1'	1	1	Tim Stoddard R
o	f:	+3.511	+27.257	1.724	2'	1	1	John Lowenstein L
p	g:	+0.593	+5.806	0.166	1'		1	Billy Smith S
q	h:	+7.917	+22.643	1.887	1'		1	Terry Crowley L
r	h:	+0.000						Rick Dempsey R
s	b:	+0.000						Mark Belanger R

PIT Pitching — gm 4

#	st	ACOR	ACW	R	PA	O	BR	player
I	1	+0.850	+0.107	3.731	27,	19	10	Jim Bibby R
J	I	-33.682	+14.465	-0.731	1		2	Grant Jackson L
K	E	+10.178	-4.017	1.304	4,.	1	3	Don Robinson R
M	E	+15.317	-8.542	4.696	10-	5	5	Kent Tekulve R

BAL Pitching — gm 4

#	st	ACOR	ACW	R	PA	O	BR	player
i	1	+13.026	-4.125	3.404	8,	4	5	Dennis Martinez R
j	i	-2.073	+0.548	0.596	11'	8	5	Sammy Stewart R
l	i	+3.392	-2.134	2	12'	6	6	Steve Stone R
n	i	-4.398	+0.126	0	12+	9	4	Tim Stoddard R

PIT vs BAL 1979 WS

PIT pa o br R ro xo nr lb							Game 5 pa o br r ro xo nr lb							BAL pa o br R ro xo nr lb									
40 24 16 7 24 0 16 9							75 51 26 8 49 2 24 16							35 27 10 1 25 2 8 7									
br/pa	pa/3o	r/3o	nr/br	lb/nr	br/r		-5	+5	+1	T	X	!	-5	+5	+1		br/pa	pa/3o	r/3o	nr/br	lb/nr	br/r	
0.40	5.00	0.88	1.00	0.56	2.29	2		7	2	174	15	8	1	2	0		0.29	3.89	0.11	0.80	0.88	10.00	

PIT Hitting — gm 5

#	st	ACR	ACW	R	PA	O	BR	player
A	8	-0.603	-2.501	-0.169	5	3	1	Omar Moreno L
B	6	+2.424	+1.656	3.349	5+	2	3	Tim Foli R
C	9	+1.149	+2.052	1.732	5	2	3	Dave Parker L
D	7	-0.875	+0.017	-0.639	5	4	1	Bill Robinson R
E	3	-0.143	-1.208	0.302	4	3	1	Willie Stargell L
F	5	+2.359	+4.517	2.492	4		4	Bill Madlock R
G	2	-1.357	-2.144	-1.001	4		4	Steve Nicosia R
H	4	+0.547	-1.478	1.073	4		3	Phil Garner R
I	1	-0.674	-1.841	0	1		1	Jim Rooker L
J	i	+0.905	+4.682	0.260	1		1	Lee Lacy R
K	I	-1.246	-0.448	-0.399	2		2	Bert Blyleven R

BAL Hitting — gm 5

#	st	ACR	ACW	R	PA	O	BR	player
a	6	-1.135	-3.115	-0.391	4.	3		Kiko Garcia R
b	7	+0.180	+0.928	0.322	2.	1	1	Benny Ayala R
c	9	-1.104	-1.908	-0.530	4-		4	Ken Singleton S
d	3	-0.558	-0.357	0.048	4.	3	1	Eddie Murray S
e	8	+0.118	+1.365	0.547	4.	3	1	Gary Roenicke R
f	5	+0.474	+2.444	0.859	4		3	Doug DeCinces R
g	4	-1.454	-4.526	-0.422	3.		3	Rich Dauer R
h	2	+0.266	+0.829	0.425	3.		1	Rick Dempsey R
i	1	+0.249	+1.567	0.245	2.		2	Mike Flanagan L
j	b	+0.061	-1.701	0.322	2.		2	Al Bumbry L
k	i	-1.390	-1.970	-0.279	1.		1	Pat Kelly L
o	g	+0.905	+0.035	0.245	1.		1	John Lowenstein L
p	h	-1.800	-0.975	-0.391	1.		1	Terry Crowley L

PIT Pitching — gm 5

#	st	ACOR	ACW	R	PA	O	BR	player
I	1	-2.707	+0.328	1	19+	15	5	Jim Rooker L
K	I	-4.486	+0.779	0	16	12	5	Bert Blyleven R

BAL Pitching — gm 5

#	st	ACOR	ACW	R	PA	O	BR	player
i	1	-1.243	-0.023	2	25.	18	7	Mike Flanagan L
l	i	+8.792	-0.990	1.323	4.,	2	2	Tim Stoddard R
m	i	+12.371	-0.514	1.104	3.,	1	2	Tippy Martinez L
n	i	+10.413	-0.179	2.572	8-	3	5	Don Stanhouse R

PIT pa o br R ro xo nr lb							Game 6 pa o br r ro xo nr lb							BAL pa o br R ro xo nr lb									
41 27 14 4 27 0 14 10							73 54 21 4 52 2 19 15							32 27 7 0 25 2 5 5									
br/pa	pa/3o	r/3o	nr/br	lb/nr	br/r		-5	+5	+1	T	X	!	-5	+5	+1		br/pa	pa/3o	r/3o	nr/br	lb/nr	br/r	
0.34	4.56	0.44	1.00	0.71	3.50	3		4	3	150	18	12	2	0	0		0.22	3.56	0.00	0.71	1.00	#	

PIT Hitting — gm 6

#	st	ACR	ACW	R	PA	O	BR	player
a	8	+0.989	+1.048	1.778	5+	2	3	Omar Moreno L
b	6	+0.666	+2.765	1.253	5		3	Tim Foli R
c	9	+0.582	+1.805	1.176	5		3	Dave Parker L
d	3	-1.117	-2.533	-0.692	5		5	Willie Stargell L
e	7	-0.984	-1.984	-0.444	4		3	John Milner L
f	5	-0.252	-0.154	0.418	4		4	Bill Madlock R
g	2	-0.149	-0.773	0.165	4		1	Ed Ott L
h	4	+1.184	+0.684	1.317	4		1	Phil Garner R
i	1	-2.105	-6.740	-0.887	2		2	John Candelaria L
j	i	-0.961	-5.164	0	1		1	Lee Lacy R
k	e	-0.434	-0.300	0	1		1	Kent Tekulve R
l	i	-0.573	+0.320	-0.084	1		1	Bill Robinson R

BAL Hitting — gm 6

#	st	ACR	ACW	R	PA	O	BR	player
A	6	-0.203	-1.577	0.348	3.	3	1	Kiko Garcia R
B	7	-1.015	-3.492	-0.348	3.		3	Benny Ayala R
C	9	+0.653	+3.490	1.088	4		2	Ken Singleton S
D	3	-1.482	-4.491	-0.890	4-		3	Eddie Murray S
E	5	-0.980	-2.670	-0.218	4.		4	Doug DeCinces R
F	8	-1.022	-3.313	-0.226	2.		2	Gary Roenicke R
G	4	+0.565	+3.572	0.480	2		2	Rich Dauer R
H	2	-0.842	-2.857	-0.164	3.		2	Rick Dempsey R
I	1	-0.957	-2.884	-0.235	2.		2	Jim Palmer R
J	F	-0.650	-0.953	0	1.		1	Al Bumbry L
K	G	+0.482	+0.406	0.164	1		1	Billy Smith S
L	I	-0.961	-0.410	0	1.		1	John Lowenstein L
M	A	-0.650	-0.345	0	1.		1	Pat Kelly L
N	B	-0.434	-0.154	0	1.		1	Terry Crowley L
O	A	+0.000						Mark Belanger R

PIT Pitching — gm 6

#	st	ACOR	ACW	R	PA	O	BR	player
i	1	-5.018	+1.809	0	22+	18	6	John Candelaria L
k	e	-5.571	+0.537	0	10	9	1	Kent Tekulve R

BAL Pitching — gm 6

#	st	ACOR	ACW	R	PA	O	BR	player
I	1	+0.157	+0.317	4	38-	24	14	Jim Palmer R
P	B	-6.134	+0.024	0	3		3	Tim Stoddard R

PIT vs BAL 1979 WS

PIT pa o br R ro xo nr lb							Game 7 pa o br r ro xo nr lb							BAL pa o br R ro xo nr lb						
41 27 15 4 26 1 14 10							75 54 23 5 52 2 21 16							34 27 8 1 26 1 7 6						
br/pa pa/3o r/3o nr/br lb/nr br/r			-5 +5 +1			T X !			-5 +5 +1			br/pa pa/3o r/3o nr/br lb/nr br/r								
0.37 4.56 0.44 0.93 0.71 3.75			3 7 2			174 23 13			1 1 1			0.24 3.78 0.11 0.88 0.86 8.00								

PIT Hitting — gm 7

#	st	ACR	ACW	R	PA	O	BR	player
a	8	+0.769	+0.529	1.477	5'	3	3	Omar Moreno L
b	6	+0.069	-1.252	0.531	5'	3	1	Tim Foli R
c	9	-0.456	-2.258	0.201	5'	4	1	Dave Parker L
d	7	+0.459	-0.506	1.101	5'	4	2	Bill Robinson R
e	3	+1.280	+9.802	1.885	5+	1	4	Willie Stargell L
f	5	-0.014	+0.818	0.235	4'	3	2	Bill Madlock R
g	2	-1.669	-4.681	-1.229	4	3		Steve Nicosia R
h	4	+0.012	-1.365	0.503	4'	2	2	Phil Garner R
i	1	-1.772	-4.789	-0.365	1	1		Jim Bibby R
j	i	-0.961	-4.154	0	1	1		Manny Sanguillen R
l	i	-0.650	-1.167	0	1	1		Grant Jackson L
m	i	-1.921	-1.058	-0.339	1	1		Kent Tekulve R

BAL Hitting — gm 7

#	st	ACR	ACW	R	PA	O	BR	player
A	8	-0.455	-0.547	0.053	4.	3	1	Al Bumbry L
B	6	-0.682	-1.202	0	3.	3	1	Kiko Garcia R
C	9	-0.344	-0.548	0.208	4.	3	1	Ken Singleton S
D	3	-1.335	-4.055	-0.723	4-	4		Eddie Murray S
E	7	-0.542	-1.191	0	2.	2		John Lowenstein L
F	5	+0.205	+1.291	0.645	4	2	2	Doug DeCinces R
G	2	-0.943	-2.258	-0.399	3.	3		Rick Dempsey R
H	4	+0.694	+2.315	0.980	3	2	1	Rich Dauer R
I	1	-0.052	+0.914	0.139	2.	1	1	Scott McGregor L
J	E:	-0.934	-2.067	0	2.	2		Gary Roenicke R
K	I:	+1.045	+3.325	0.297	1	1		Lee May R
L	I:	+0.000						Mark Belanger R
M	B:	+0.000						Benny Ayala R
N	B:	-1.066	-8.981	-0.200	1.	1		Terry Crowley L
T	G:	-0.392	-1.546	0	1.	1		Pat Kelly L

PIT Pitching — gm 7

#	st	ACOR	ACW	R	PA	O	BR	player
i	1	-2.522	+0.450	1	14+	12	3	Jim Bibby R
k	i	-0.613	-0.539	0.365	4,	2	2	Don Robinson R
l	i	-3.792	+1.078	0.349	10,	8	2	Grant Jackson L
m	i	-8.352	+3.108	-0.715	6'	5	1	Kent Tekulve R

BAL Pitching — gm 7

#	st	ACOR	ACW	R	PA	O	BR	player
I	1	-2.077	+0.160	2	34-	24	10	Scott McGregor L
O	B	+4.179	-0.926	0.444	2.,	1	1	Tim Stoddard R
P	B	+30.698	-2.289	0.832	1.,		1	Mike Flanagan L
Q	B	+26.827	-0.831	0.731	1.,		1	Don Stanhouse R
R	B	+14.898	-0.321	0.420	1.,		1	Tippy Martinez L
S	B	-11.297	+0.181	-0.427	2	2	1	Dennis Martinez R

PIT Hitting — RS

ACR	ACW	PA	BR	/pa	w	l	player
+1.105	-0.722	13	7	0.54			Matt Alexander S
+0.347	+0.795	707>	276	0.39	12	6	Dave Parker L
+0.312	+0.255	386	151	0.39	7	4	John Milner L
+0.265	+1.139	62	23	0.37			Mike Easler L
+0.255	+0.711	353	143	0.41	8	5	Bill Madlock R
+0.202	+0.927	480	174	0.36	8	6	Willie Stargell L
+0.136	+0.358	612	221	0.36	11	4	Phil Garner R
+0.119	+0.255	587	192	0.33	13	6	Tim Foli R
+0.078	+0.039	757	257	0.34	17	6	Omar Moreno L
+0.067	-0.046	455	142	0.31	10	10	Bill Robinson R
+0.062	+0.489	215	80	0.37	2	1	Steve Nicosia R
-0.028	-0.077	439	142	0.32	7	8	Ed Ott L
-0.107	+0.436	80	22	0.28		1	Manny Sanguillen R
-0.132	-0.583	208	68	0.33	1	1	Lee Lacy R
-0.271	-0.805	348	101	0.29	1	2	Rennie Stennett R
-0.467	-0.470	52	9	0.17			Jim Bibby R
-0.560	-1.051	77	11	0.14		2	John Candelaria L
-0.633	-0.450	16	2	0.12			Enrique Romo R
-0.640	-0.379	17	3	0.18			Kent Tekulve R
-0.726	-1.588	85	10	0.12			Bert Blyleven R
-0.942	-2.024	9	0	0.00			Grant Jackson L
-1.002	-0.603	36	6	0.17			Jim Rooker L

BAL Hitting — RS

ACR	ACW	PA	BR	/pa	w	l	player
+0.295	+0.428	688>	278	0.40	21	5	Ken Singleton S
+0.285	+0.236	232	83	0.36	7		John Lowenstein L
+0.262	+1.111	78	34	0.44		1	Terry Crowley L
+0.258	+0.175	177	66	0.37	4	1	Pat Kelly L
+0.225	+0.460	687	261	0.38	12	5	Eddie Murray S
+0.174	+0.694	214	68	0.32	2	3	Billy Smith S
+0.127	+0.434	453	170	0.38	7	5	Gary Roenicke R
+0.057	+0.355	621	209	0.34	10	7	Al Bumbry L
+0.029	+0.014	484	160	0.33	11	9	Doug DeCinces R
-0.027	-0.249	94	29	0.31	2		Benny Ayala R
-0.040	+0.018	528	166	0.31	9	3	Rich Dauer R
-0.076	-0.148	152	47	0.31	1	1	Dave Skaggs R
-0.077	+0.164	491	147	0.30	6	6	Lee May R
-0.084	-0.160	413	129	0.31	3	4	Rick Dempsey R
-0.206	-0.428	457	136	0.30	6	3	Kiko Garcia R
-0.358	-0.797	242	67	0.28	1	4	Mark Belanger R

PIT vs BAL 1979 WS

PIT RS hitting vs L R

player	LACR	Lpa	RACR	Rpa
Jim Rooker L	+0.041	14	-1.493	22
Kent Tekulve R	+0.296	2	-0.764	15
Mike Easler L	+1.179	6	+0.215	56
Bill Robinson R	+0.387	231	-0.293	224
Grant Jackson L	-0.670	4	-1.159	5
Steve Nicosia R	+0.179	161	-0.287	54
Ed Ott L	+0.309	61	-0.095	378
Lee Lacy R	-0.054	133	-0.284	75
Tim Foli R	+0.111	193	+0.084	394
Omar Moreno L	+0.036	273	+0.022	484
Jim Bibby R	-0.462	19	-0.471	33
Rennie Stennett R	-0.280	120	-0.248	228
Bert Blyleven R	-0.750	35	-0.709	50
Phil Garner R	+0.082	228	+0.131	384
Dave Parker L	+0.243	272	+0.353	435
John Milner L	+0.164	75	+0.322	311
Bill Madlock R	+0.103	113	+0.285	240
Willie Stargell L	-0.046	141	+0.308	339
John Candelaria L	-0.955	26	-0.363	51
Manny Sanguillen R	-0.348	54	+0.370	26
Enrique Romo R	-1.183	5	-0.447	11
Matt Alexander S	+0.026	8	+0.977	5

BAL RS hitting vs L R

player	LACR	Lpa	RACR	Rpa
Terry Crowley L	+2.797	1	+0.215	77
Gary Roenicke R	+0.228	155	+0.077	298
Rick Dempsey R	-0.005	129	-0.141	284
Lee May R	-0.011	173	-0.104	318
Mark Belanger R	-0.320	95	-0.409	147
Kiko Garcia R	-0.145	131	-0.225	326
Eddie Murray S	+0.216	203	+0.195	484
Billy Smith S	+0.166	30	+0.157	184
Rich Dauer R	-0.136	167	-0.022	361
Ken Singleton S	+0.189	200	+0.317	488
Al Bumbry L	-0.154	143	+0.073	478
John Lowenstein L	+0.034	17	+0.261	215
Doug DeCinces R	-0.166	149	+0.098	335
Pat Kelly L	-0.102	13	+0.320	164
Dave Skaggs R	-0.516	39	+0.065	113
Benny Ayala R	-0.098	85	+0.520	9

PIT 1979 ERD probabilities

player	%	-.5	-.2	-0	+0	+2	+5	+1	si
Dave Parker L	4	31	56	43	33	14	7	29	
Tim Foli R	4	31	63	37	31	12	6	24	
Bill Madlock R	5	34	53	45	32	15	5	25	
Phil Garner R	4	34	59	40	32	13	5	24	
John Milner L	5	38	59	41	32	15	7	30	
Steve Nicosia R	6	40	64	36	32	10	3	17	
Willie Stargell L	7	40	61	38	31	16	10	35	
Omar Moreno L	4	40	57	40	29	10	4	19	
Lee Lacy R	6	39	63	35	27	7	3	13	
Ed Ott L	7	41	67	33	26	11	5	22	
Rennie Stennett R	8	43	67	31	26	9	3	14	
Bill Robinson R	5	42	65	35	24	14	9	32	

BAL 1979 ERD probabilities

player	%	-.5	-.2	-0	+0	+2	+5	+1	si
Pat Kelly L	6	30	57	40	33	14	7	29	
Ken Singleton S	7	32	57	43	31	16	8	33	
John Lowenstein L	5	36	56	42	32	13	6	26	
Gary Roenicke R	8	40	62	38	31	13	9	32	
Eddie Murray S	6	42	59	40	32	15	8	32	
Billy Smith S	4	36	67	33	26	12	7	27	
Al Bumbry L	4	42	59	39	32	9	4	17	
Dave Skaggs R	8	38	69	31	28	12	6	23	
Rich Dauer R	6	39	66	34	28	12	6	23	
Kiko Garcia R	6	41	65	33	28	8	4	15	
Rick Dempsey R	7	42	67	33	28	11	5	21	
Mark Belanger R	7	38	69	30	23	6	2	10	
Doug DeCinces R	6	43	64	36	28	12	7	26	
Lee May R	8	45	68	32	26	13	7	27	

PIT vs BAL 1979 WS

PIT 1979 Baserunning

player	BCR	PA
Kent Tekulve R	+2.121	9
Matt Alexander S	+0.390	79
Omar Moreno L	+0.265	478
Ed Ott L	+0.234	285
Steve Nicosia R	+0.157	132
Tim Foli R	+0.145	397
Manny Sanguillen R	+0.127	42
Mike Easler L	+0.117	33
Phil Garner R	+0.089	442
Bill Madlock R	+0.069	301
Rennie Stennett R	+0.064	219
Bill Robinson R	+0.045	226
John Milner L	-0.044	264
Bruce Kison R	-0.102	27
Don Robinson R	-0.114	30
Dave Parker L	-0.130	545
Willie Stargell L	-0.151	287
Bert Blyleven R	-0.181	23
Jim Bibby R	-0.308	20
Jim Rooker L	-0.382	16
Lee Lacy R	-0.643	126
John Candelaria L	-1.061	20
Enrique Romo R	-1.371	4
Grant Jackson L	-1.920	1

PIT 1979 Catching

player	FCOR	PA
Manny Sanguillen R	-0.666	180
Steve Nicosia R	-0.244	2205
Ed Ott L	-0.045	4268

PIT 1979 Infielding

player	FCOR	PA
Matt Alexander S	-5.799	6
Manny Sanguillen R	-1.249	144
Bill Robinson R	-0.673	957
John Milner L	-0.467	1106
Rennie Stennett R	-0.219	3279
Bill Madlock R	-0.199	3530
Phil Garner R	-0.180	6014
Tim Foli R	-0.143	5207
Willie Stargell L	+0.100	4473
Lee Lacy R	+1.567	124

PIT 1979 Outfielding

player	FCOR	PA
Kent Tekulve R	-7.967	1
Mike Easler L	-0.695	87
Lee Lacy R	-0.432	1361
Matt Alexander S	-0.392	139
John Milner L	-0.148	2055
Dave Parker L	-0.105	6403
Omar Moreno L	-0.092	6600
Bill Robinson R	-0.078	3313

BAL 1979 Baserunning

player	BCR	PA
Scott McGregor L	+1.382	5
Benny Ayala R	+0.993	47
Terry Crowley L	+0.918	32
Lee May R	+0.368	241
Rich Dauer R	+0.236	339
Doug DeCinces R	+0.222	324
Al Bumbry L	+0.151	444
Rick Dempsey R	+0.088	307
Mark Belanger R	+0.075	157
Tim Stoddard R	+0.061	1
Kiko Garcia R	+0.042	257
John Lowenstein L	-0.027	163
Ken Singleton S	-0.097	452
Eddie Murray S	-0.156	513
Gary Roenicke R	-0.171	281
Dave Skaggs R	-0.267	89
Billy Smith S	-0.364	143
Pat Kelly L	-0.560	113
Mike Flanagan L	-1.364	4

BAL 1979 Catching

player	FCOR	PA
Dave Skaggs R	-0.315	1798
Rick Dempsey R	-0.275	4512

BAL 1979 Infielding

player	FCOR	PA
Terry Crowley L	-4.725	22
Mark Belanger R	-0.583	2472
Rich Dauer R	-0.496	5189
Eddie Murray S	-0.299	6169
Doug DeCinces R	-0.298	4684
Kiko Garcia R	-0.180	4320
Billy Smith S	+0.289	2020
Lee May R	+3.034	84
John Lowenstein L	+3.803	48

BAL 1979 Outfielding

player	FCOR	PA
Gary Roenicke R	-0.501	4256
Benny Ayala R	-0.414	649
John Lowenstein L	-0.350	1959
Ken Singleton S	-0.342	5233
Al Bumbry L	-0.180	5297
Pat Kelly L	+0.429	758
Kiko Garcia R	+1.398	67

PIT vs BAL 1979 WS

PIT Pitching — RS

ACOR	ACW	PA	O	pa/3	w	l	cg	player
-1.443	+0.512	550>	403	4.09	5	5		Kent Tekulve R
-1.183	+0.139	562	413	4.08	14	3	4	Jim Bibby R
-0.650	+0.078	704	517	4.09	15	7	3	Bruce Kison R
-0.474	+0.054	850	621	4.11	16	10	8	John Candelaria L
-0.171	-0.145	1018	712	4.29	15	13	4	Bert Blyleven R
-0.082	-0.113	684	482	4.26	14	7	4	Don Robinson R
-0.065	+0.038	339	246	4.13	2	4		Grant Jackson L
-0.009	-0.559	537	388	4.15	5	6		Enrique Romo R
+0.583	-0.059	444	311	4.28	5	7	1	Jim Rooker L

PIT 1979 ERD probabilities

player	%	-.5	-.2	0	+0	+2	+5	+1	si
Kent Tekulve R	6	39	68	32	22	10	4	19	
Jim Bibby R	4	40	68	32	23	8	4	16	
Grant Jackson L	7	40	67	33	25	12	7	26	
Enrique Romo R	6	38	64	36	26	11	5	21	
Don Robinson R	6	43	65	35	29	11	5	20	
Jim Rooker L	4	40	65	35	29	10	5	20	
Bert Blyleven R	5	40	65	35	27	11	5	20	
Bruce Kison R	4	39	67	33	25	10	4	19	
John Candelaria L	5	40	69	31	25	11	6	23	

PIT Hitting — PS

ACR	ACW	PA	BR	/pa	w	l	player
+1.301	+2.024	1	1	1.00			Rennie Stennett R
+0.606	+5.693	3	1	0.33			Manny Sanguillen R
+0.574	+1.012	41	20	0.49	0	1	Phil Garner R
+0.533	+1.042	46>	19	0.41	3	0	Willie Stargell L
+0.409	+0.698	48	18	0.38	2	1	Tim Foli R
+0.339	+0.668	48	19	0.40			Dave Parker L
+0.237	+0.558	43	20	0.47	1	0	Bill Madlock R
+0.138	+0.087	4	2	0.50			Lee Lacy R
-0.132	-0.926	49	16	0.33	1	1	Omar Moreno L
-0.141	+0.074	22	7	0.32			John Milner L
-0.228	-0.436	3	1	0.33			Mike Easler L
-0.400	+0.184	25	6	0.24			Bill Robinson R
-0.599	-1.081	26	7	0.27			Ed Ott L
-0.662	-1.008	2	0	0.00			Jim Rooker L
-0.894	-1.872	7	1	0.14			Jim Bibby R
-0.913	-0.476	1	0	0.00			Enrique Romo R
-0.927	-1.601	16	2	0.12			Steve Nicosia R
-0.934	-1.005	8	1	0.12			Bert Blyleven R
-0.993	-2.780	6	1	0.17			John Candelaria L
-1.090	-1.282	3	0	0.00			Kent Tekulve R
-1.208	-0.228	2	0	0.00			Grant Jackson L

PIT Pitching — PS

ACOR	ACW	PA	O	pa/3	w	l	cg	player
-5.206	+1.821	24	20	3.60				Grant Jackson L
-3.812	+0.205	33	26	3.81	1	0	0	Jim Rooker L
-3.051	+0.407	75>	57	3.95	1	0	1	Bert Blyleven R
-2.864	+1.831	32	21	4.57	1	0	0	Don Robinson R
-1.430	+0.523	69	52	3.98	2	0	0	Jim Bibby R
-0.828	-0.920	45	36	3.75	0	1	0	Kent Tekulve R
+0.216	+0.259	67	48	4.19	2	1	0	John Candelaria L
+1.478	-1.377	28	15	5.60				Enrique Romo R
+27.462	-2.274	7	1	21.000	1	0	0	Bruce Kison R

BAL Pitching — RS

ACOR	ACW	PA	O	pa/3	w	l	cg	player
-1.736	+0.384	318	234	4.08	5	1		Tippy Martinez L
-1.326	-0.252	227	174	3.91	4			Tim Stoddard R
-1.005	+0.098	706	524	4.04	12	6	7	Scott McGregor L
-0.880	-0.029	498	353	4.23	8	5	1	Sammy Stewart R
-0.859	+0.113	1085>	797	4.08	24	8	16	Mike Flanagan L
-0.549	-0.096	639	467	4.10	12	7	7	Jim Palmer R
-0.426	+0.769	308	218	4.24	4	1		Don Stanhouse R
-0.319	-0.154	1206	877	4.13	16	20	18	Dennis Martinez R
+0.003	-0.006	781	558	4.20	15	9	3	Steve Stone R

BAL 1979 ERD probabilities

player	%	-.5	-.2	0	+0	+2	+5	+1	si
Sammy Stewart R	10	41	63	37	29	9	4	18	
Tippy Martinez L	6	42	68	32	25	7	3	12	
Tim Stoddard R	6	40	69	31	24	9	5	19	
Don Stanhouse R	9	38	61	39	26	12	6	23	
Steve Stone R	5	40	66	34	27	10	7	23	
Mike Flanagan L	6	41	68	32	26	11	5	20	
Jim Palmer R	4	41	68	32	25	10	5	20	
Scott McGregor L	4	40	70	30	24	9	4	18	
Dennis Martinez R	5	39	66	34	28	11	5	21	

BAL Hitting — PS

ACR	ACW	PA	BR	/pa	w	l	player
+3.523	+1.695	1	1	1.00			Tim Stoddard R
+1.105	+4.821	7	3	0.43			Terry Crowley L
+1.091	+1.627	17	7	0.41	1	0	Pat Kelly L
+1.074	+2.506	7	3	0.43			Benny Ayala R
+0.759	+0.735	34>	14	0.41	1	0	Kiko Garcia R
+0.590	+1.127	22	8	0.36	1	1	John Lowenstein L
+0.235	+0.493	12	3	0.25			Mark Belanger R
+0.159	+0.285	46	17	0.37	1	0	Doug DeCinces R
+0.146	+0.510	47	19	0.40	1	2	Eddie Murray S
+0.041	+0.551	33	12	0.36			Rick Dempsey R
-0.034	+1.134	6	3	0.50			Scott McGregor L
-0.064	+0.068	48	19	0.40	1	1	Ken Singleton S
-0.185	-0.715	45	14	0.31			Al Bumbry L
-0.188	+0.017	10	3	0.30			Lee May R
-0.251	+0.402	6	2	0.33			Mike Flanagan L
-0.452	-2.004	7	2	0.29			Dave Skaggs R
-0.546	-1.142	29	7	0.24	0	1	Rich Dauer R
-0.602	-1.181	22	3	0.14			Gary Roenicke R
-0.830	-1.858	13	4	0.31			Billy Smith S
-1.273	-3.191	4	0	0.00			Jim Palmer R
-1.393	-2.610	1	0	0.00			Sammy Stewart R

BAL Pitching — PS

ACOR	ACW	PA	O	pa/3	w	l	cg	player
-2.209	+0.094	101>	78	3.88	2	1	2	Scott McGregor L
-2.073	+0.548	11	8	4.12				Sammy Stewart R
-1.317	-0.201	21	15	4.20	1	0	0	Tim Stoddard R
-0.960	+0.455	101	72	4.21	1	2	0	Jim Palmer R
+0.635	+0.045	96	66	4.36	2	0	1	Mike Flanagan L
+0.955	+0.103	42	31	4.06				Dennis Martinez R
+3.392	-2.134	12	6	6.00				Steve Stone R
+5.961	-0.620	8	4	6.00				Tippy Martinez L
+6.891	-1.930	32	15	6.40	0	2	0	Don Stanhouse R

PIT vs BAL 1979 WS

PIT Hitting — LCS

ACR	ACW	PA	BR	/pa	w	l	player
+1.338	+0.171	14^	7	0.50	2		Willie Stargell L
+0.727	+1.812	15	6	0.40	1		Tim Foli R
+0.520	+1.530	13	6	0.46			Phil Garner R
+0.260	+0.966	15	6	0.40			Dave Parker L
+0.050	+0.031	14	5	0.36			Bill Madlock R
-0.209	-1.133	15	4	0.27			Omar Moreno L
-0.314	-0.551	3	1	0.33			Jim Bibby R
-0.472	-0.152	4	1	0.25			Bert Blyleven R
-0.696	-1.426	11	2	0.18			John Milner L
-0.746	-1.477	3	0	0.00			John Candelaria L
-0.788	-1.711	13	3	0.23			Ed Ott L
-0.916	-2.489	1	0	0.00			Kent Tekulve R
-1.166	-8.721	1	0	0.00			Mike Easler L
-1.577	-1.202	3	0	0.00			Bill Robinson R
-1.766	+0.712	1	0	0.00			Grant Jackson L

BAL Hitting — LCS

ACR	ACW	PA	BR	/pa	w	l	player
+1.482	+1.092	12^	5	0.42	1		Pat Kelly L
+1.290	+2.974	8	3	0.38	1		John Lowenstein L
+1.037	+2.005	17	10	0.59	1		Eddie Murray S
+0.799	+5.076	2	1	0.50			Terry Crowley L
+0.620	+0.353	13	5	0.38			Kiko Garcia R
+0.559	+1.319	11	5	0.45			Rick Dempsey R
+0.441	+0.015	5	1	0.20			Mark Belanger R
+0.412	+0.099	16	6	0.38			Doug DeCinces R
+0.141	+0.519	20	8	0.40			Al Bumbry L
-0.173	-0.456	18	7	0.39			Ken Singleton S
-0.252	+0.125	8	2	0.25			Lee May R
-0.308	-0.351	6	2	0.33			Gary Roenicke R
-0.899	-3.100	4	0	0.00			Dave Skaggs R
-0.963	-1.315	4	0	0.00			Billy Smith S
-1.211	-3.321	12	2	0.17	1		Rich Dauer R

PIT Pitching — LCS

ACOR	ACW	PA	O	pa/3	w	l	cg	player
-8.044	+7.626	7	6	3.50				Don Robinson R
-3.520	+0.343	35^	27	3.89	1		1	Bert Blyleven R
-3.423	+1.059	10	8	3.75				Kent Tekulve R
-3.083	+0.959	28	21	4.00	1			Jim Bibby R
-2.804	+2.335	8	6	4.00				Grant Jackson L
-1.847	+0.881	26	21	3.71	1			John Candelaria L
+7.891	-6.954	5	1	15.00				Enrique Romo R

BAL Pitching — LCS

ACOR	ACW	PA	O	pa/3	w	l	cg	player
-4.473	+0.634	32^	27	3.56	1		1	Scott McGregor L
-1.449	+0.498	35	27	3.89	1			Jim Palmer R
-1.296	+1.155	32	25	3.84				Dennis Martinez R
+2.542	-0.121	29	21	4.14	1			Mike Flanagan L
+5.809	-2.890	18	9	6.00		1		Don Stanhouse R

PIT Hitting — WS

ACR	ACW	PA	BR	/pa	w	l	player
+1.301	+2.024	1	1	1.00			Rennie Stennett R
+0.606	+5.693	3	1	0.33			Manny Sanguillen R
+0.600	+0.772	28*	14	0.50	1		Phil Garner R
+0.415	+1.575	11	5	0.45			John Milner L
+0.375	+0.533	33	13	0.39			Dave Parker L
+0.328	+0.812	29	15	0.52	1		Bill Madlock R
+0.264	+0.191	33	12	0.36	1	1	Tim Foli R
+0.241	+3.707	2	1	0.50			Mike Easler L
+0.181	+1.423	32	12	0.38	1		Willie Stargell L
+0.138	+0.087	4	2	0.50			Lee Lacy R
-0.098	-0.835	34	12	0.35	1	1	Omar Moreno L
-0.240	+0.373	22	6	0.27			Bill Robinson R
-0.410	-0.452	13	4	0.31			Ed Ott L
-0.650	-1.167	1	0	0.00			Grant Jackson L
-0.662	-1.008	2	0	0.00			Jim Rooker L
-0.913	-0.476	1	0	0.00			Enrique Romo R
-0.927	-1.601	16	2	0.12			Steve Nicosia R
-1.177	-0.679	2	0	0.00			Kent Tekulve R
-1.240	-4.083	3	1	0.33			John Candelaria L
-1.329	-2.863	4	0	0.00			Jim Bibby R
-1.396	-1.859	4	0	0.00			Bert Blyleven R

BAL Hitting — WS

ACR	ACW	PA	BR	/pa	w	l	player
+3.523	+1.695	1	1	1.00			Tim Stoddard R
+1.228	+4.720	5	2	0.40			Terry Crowley L
+1.074	+2.506	7	3	0.43			Benny Ayala R
+0.845	+0.971	21>	9	0.43	1		Kiko Garcia R
+0.190	+0.072	14	5	0.36	1		John Lowenstein L
+0.152	+2.913	5	2	0.40			Pat Kelly L
+0.145	-0.541	3	2	0.67			Dave Skaggs R
+0.088	+0.834	7	2	0.29			Mark Belanger R
+0.066	-0.414	2	1	0.50			Lee May R
+0.025	+0.384	30	11	0.37	1		Doug DeCinces R
+0.002	+0.383	30	12	0.40	1	1	Ken Singleton S
-0.034	+1.134	6	3	0.50			Scott McGregor L
-0.077	+0.396	17	5	0.29			Rich Dauer R
-0.218	+0.166	22	7	0.32			Rick Dempsey R
-0.251	+0.402	6	2	0.33			Mike Flanagan L
-0.359	-0.338	30	9	0.30	2		Eddie Murray S
-0.445	-1.702	25	6	0.24			Al Bumbry L
-0.712	-1.493	16	1	0.06			Gary Roenicke R
-0.771	-2.100	9	4	0.44			Billy Smith S
-1.273	-3.191	4	0	0.00			Jim Palmer R
-1.393	-2.610	1	0	0.00			Sammy Stewart R

PIT Pitching — WS

ACOR	ACW	PA	O	pa/3	w	l	cg	player
-6.407	+1.564	16	14	3.43				Grant Jackson L
-3.812	+0.205	33*	26	3.81	1			Jim Rooker L
-2.640	+0.464	40	30	4.00				Bert Blyleven R
-1.414	+0.209	25	15	5.00	1			Don Robinson R
-0.301	+0.224	41	31	3.97	1			Jim Bibby R
-0.086	-1.486	35	28	3.75	1			Kent Tekulve R
+0.084	-0.165	23	14	4.93				Enrique Romo R
+1.525	-0.136	41	27	4.56	1	1		John Candelaria L
+27.462	-2.274	7	1	21.00	1			Bruce Kison R

BAL Pitching — WS

ACOR	ACW	PA	O	pa/3	w	l	cg	player
-2.073	+0.548	11	8	4.12				Sammy Stewart R
-1.317	-0.201	21	15	4.20	1			Tim Stoddard R
-1.158	-0.156	69>	51	4.06	1	1	1	Scott McGregor L
-0.701	+0.432	66	45	4.40		2		Jim Palmer R
-0.191	+0.117	67	45	4.47	1		1	Mike Flanagan L
+3.392	-2.134	12	6	6.00				Steve Stone R
+5.961	-0.620	8	4	6.00				Tippy Martinez L
+8.161	-3.264	10	6	5.00				Dennis Martinez R
+8.282	-0.695	14	6	7.00		1		Don Stanhouse R

PIT vs BAL 1979 WS

PIT Hitting — Career

ACR	rank / 2348	player
+0.271	49	Willie Stargell L
+0.155	281	Bill Madlock R
+0.151	298	Dave Parker L
+0.133	393	John Milner L
+0.101	569	Mike Easler L
+0.041	1021	Lee Lacy R
+0.033	1100	Phil Garner R
+0.019	1223	Bill Robinson R
+0.009	1320	Manny Sanguillen R
-0.046	1745	Rennie Stennett R
-0.074	1925	Omar Moreno L
-0.152	2244	Tim Foli R

PIT Hitting for wins — Career

ACW	rank / 2342	player
+0.463	140	Willie Stargell L
+0.354	322	Bill Madlock R
+0.342	348	Dave Parker L
+0.319	412	Mike Easler L
+0.183	915	Phil Garner R
+0.109	1269	Manny Sanguillen R
+0.102	1310	John Milner L
+0.026	1649	Lee Lacy R
+0.023	1667	Bill Robinson R
-0.084	2043	Rennie Stennett R
-0.157	2198	Omar Moreno L
-0.263	2296	Tim Foli R

PIT Pitching — Career

ACOR	rank / 2194	player
-1.011	96	Kent Tekulve R
-0.806	179	Bert Blyleven R
-0.587	326	John Candelaria L
-0.380	560	Enrique Romo R
-0.256	746	Jim Rooker L
-0.168	894	Grant Jackson L
-0.124	968	Bruce Kison R
-0.060	1079	Jim Bibby R
+0.017	1199	Don Robinson R

PIT Pitching for wins — Career

ACW	rank / 2189	player
+0.065	183	Bert Blyleven R
+0.044	249	John Candelaria L
+0.020	354	Kent Tekulve R
-0.024	581	Grant Jackson L
-0.030	624	Jim Rooker L
-0.038	678	Don Robinson R
-0.046	728	Bruce Kison R
-0.060	816	Jim Bibby R
-0.255	1941	Enrique Romo R

BAL Hitting — Career

ACR	rank / 2348	player
+0.176	204	Eddie Murray S
+0.154	287	Ken Singleton S
+0.092	612	Lee May R
+0.079	710	Pat Kelly L
+0.078	714	Gary Roenicke R
+0.063	834	Doug DeCinces R
+0.052	922	John Lowenstein L
+0.044	996	Al Bumbry L
-0.102	2072	Rick Dempsey R
-0.107	2104	Rich Dauer R
-0.130	2192	Mark Belanger R

BAL Hitting for wins — Career

ACW	rank / 2342	player
+0.387	253	Eddie Murray S
+0.367	293	Ken Singleton S
+0.291	499	John Lowenstein L
+0.202	830	Lee May R
+0.175	951	Doug DeCinces R
+0.173	959	Pat Kelly L
+0.154	1052	Al Bumbry L
+0.115	1239	Gary Roenicke R
-0.087	2051	Rick Dempsey R
-0.163	2205	Rich Dauer R
-0.285	2309	Mark Belanger R

BAL Pitching — Career

ACOR	rank / 2194	player
-0.967	113	Jim Palmer R
-0.675	266	Tippy Martinez L
-0.313	659	Dennis Martinez R
-0.251	757	Sammy Stewart R
-0.218	808	Mike Flanagan L
-0.191	855	Scott McGregor L
-0.136	950	Tim Stoddard R
+0.000	1173	Steve Stone R
+0.303	1625	Don Stanhouse R

BAL Pitching for wins — Career

ACW	rank / 2189	player
+0.180	24	Jim Palmer R
+0.013	384	Tippy Martinez L
-0.013	515	Dennis Martinez R
-0.035	656	Don Stanhouse R
-0.038	680	Mike Flanagan L
-0.043	708	Scott McGregor L
-0.052	757	Sammy Stewart R
-0.079	939	Steve Stone R
-0.085	990	Tim Stoddard R

PIT vs BAL 1979 WS

PIT Baserunning — Career

BCR	rank / 1572	player
+0.187	3	Omar Moreno L
+0.059	296	Lee Lacy R
+0.049	376	Phil Garner R
+0.040	426	Tim Foli R
+0.038	444	Bill Madlock R
+0.026	543	John Milner L
+0.018	625	Rennie Stennett R
+0.015	651	Manny Sanguillen R
-0.004	835	Dave Parker L
-0.032	1049	Willie Stargell L
-0.040	1097	Bill Robinson R
-0.074	1322	Mike Easler L

PIT Catching — Career

FCOR	rank / 407	player
+0.063	278	Ed Ott L
+0.104	315	Manny Sanguillen R

PIT Infielding — Career

FCOR	rank / 1407	player
-0.094	420	John Milner L
-0.024	656	Bill Madlock R
-0.004	730	Tim Foli R
+0.044	913	Phil Garner R
+0.112	1116	Rennie Stennett R
+0.178	1218	Willie Stargell L

PIT Outfielding — Career

FCOR	rank / 1075	player
-0.063	374	Lee Lacy R
-0.002	533	Omar Moreno L
+0.056	693	Dave Parker L
+0.067	713	John Milner L
+0.076	731	Mike Easler L
+0.098	779	Willie Stargell L
+0.192	929	Bill Robinson R

BAL Baserunning — Career

BCR	rank / 1572	player
+0.109	74	Al Bumbry L
+0.084	171	John Lowenstein L
+0.084	169	Rich Dauer R
+0.059	293	Mark Belanger R
+0.046	394	Lee May R
-0.017	933	Doug DeCinces R
-0.021	972	Ken Singleton S
-0.023	983	Pat Kelly L
-0.027	1012	Eddie Murray S
-0.030	1039	Rick Dempsey R

BAL Catching — Career

FCOR	rank / 407	player
-0.056	161	Rick Dempsey R

BAL Infielding — Career

FCOR	rank / 1407	player
-0.090	432	Kiko Garcia R
-0.053	559	Doug DeCinces R
+0.002	761	Eddie Murray S
+0.003	764	Rich Dauer R
+0.068	994	Lee May R
+0.110	1111	Mark Belanger R

BAL Outfielding — Career

FCOR	rank / 1075	player
-0.146	221	Gary Roenicke R
+0.010	568	Pat Kelly L
+0.015	585	Ken Singleton S
+0.096	773	Al Bumbry L
+0.153	876	John Lowenstein L

PIT vs BAL 1979 WS

PIT Hall of fame

x	rank / 17364	player
3369	86	Willie Stargell L
2416	181	Bill Madlock R
2413	183	Dave Parker L
1470	537	Bert Blyleven R
1233	767	Phil Garner R
1160	871	Mike Easler L
1147	896	John Milner L
973	1301	Kent Tekulve R
944	1442	Lee Lacy R
871	1820	John Candelaria L
858	1911	Manny Sanguillen R
749	3543	Ed Ott L
682	7845	Grant Jackson L
665	9039	Jim Rooker L
656	9706	Bill Robinson R
634	11048	Jim Bibby R
631	11221	Bruce Kison R
625	11596	Enrique Romo R
609	12444	Steve Nicosia R
595	13052	Don Robinson R
548	14701	Matt Alexander S
526	15263	Omar Moreno L
461	16320	Rennie Stennett R
150	17349	Tim Foli R

PIT MVP — Career

player	award	year
John Candelaria L	LHP	1977
John Candelaria L	LHP	1983
Phil Garner R	WS	1979
Dave Parker L	B vs RHP	1978
Dave Parker L	B vs LHP	1978
Don Robinson R	NLCS	1979
Willie Stargell L	B vs RHP	1973

BAL Hall of fame

x	rank / 17364	player
3382	84	Eddie Murray S
2269	208	Ken Singleton S
1867	338	Jim Palmer R
1540	494	Lee May R
1285	702	Doug DeCinces R
1265	737	John Lowenstein L
1206	800	Al Bumbry L
1134	918	Pat Kelly L
865	1861	Terry Crowley L
859	1899	Gary Roenicke R
856	1923	Tippy Martinez L
785	2738	Scott McGregor L
783	2769	Mike Flanagan L
759	3291	Benny Ayala R
747	3593	Dennis Martinez R
740	3820	Sammy Stewart R
683	7767	Tim Stoddard R
608	12467	Billy Smith S
588	13331	Don Stanhouse R
549	14665	Steve Stone R
543	14834	Dave Skaggs R
436	16580	Kiko Garcia R
410	16771	Rich Dauer R
407	16780	Rick Dempsey R
112	17356	Mark Belanger R

BAL MVP — Career

player	award	year
Lee May R	WS	1970
Scott McGregor L	WS	1983
Eddie Murray S	B vs RHP	1984
Eddie Murray S	ALCS	1979
Jim Palmer R	RHP	1973
Jim Palmer R	RHP	1975
Jim Palmer R	RHP	1978

1979 WS

BAL

Benny Ayala:NYN 1974, 1976 (RS) <7, 9, 11, 12>; SLN 1977 (RS) <9>; BAL 1979-1984 (RS, LCS, WS) <3, 7, 9, 10, 11, 12>; CLE 1985 (RS) <7, 10, 11>

Mark Belanger: BAL 1965-1981 (RS, LCS, WS) <4, 5, 6, 11, 12>; LAN 1982 (RS) <4, 6, 11, 12>

Al Bumbry: BAL 1972-1984 (RS, LCS, WS) <7, 8, 9, 10, 11, 12>; SDN 1985 (RS) <7, 8, 9, 11, 12>

Terry Crowley: BAL 1969-1973, 1976-1982 (RS, LCS, WS) <3, 7, 9, 10, 11, 12>; CIN 1974-1975 (RS, LCS, WS) <3, 7, 9, 11>; ATL 1976 (RS) <11>; MON 1983 (RS) <3, 11>

Rich Dauer: BAL 1976-1985 (RS, LCS, WS) <3, 4, 5, 10, 11, 12>

Doug DeCinces: BAL 1973-1981 (RS, LCS, WS) <3, 4, 5, 6, 7, 10, 11, 12>; CAL 1982-1987 (RS, LCS) <3, 5, 6, 10, 11, 12>; SLN 1987 (RS) <5, 11>

Rick Dempsey: MIN 1969-1972 (RS) <2, 11, 12>; NYA 1973-1976 (RS) <2, 5, 7, 9, 10, 11, 12>; BAL 1976-1986, 1992 (RS, LCS, WS) <2, 3, 7, 9, 11, 12>; CLE 1987 (RS) <2, 11, 12>; LAN 1988-1990 (RS, LCS, WS) <2, 11, 12>; MIL 1991 (RS) <1, 2, 3, 11>

Mike Flanagan: BAL 1975-1987, 1991-1992 (RS, LCS, WS) <1, 10>; TOR 1987-1990 (RS, LCS) <1>

Kiko Garcia: BAL 1976-1980 (RS, LCS, WS) <4, 5, 6, 7, 11, 12>; HOU 1981-1982 (RS, LDS) <4, 5, 6, 11, 12>; PHI 1983-1985 (RS) <4, 5, 6, 11, 12>

Pat Kelly: MIN 1967-1968 (RS) <7, 8, 9, 11, 12>; KCA 1969-1970 (RS) <7, 8, 9, 11, 12>; CHA 1971-1976 (RS) <7, 8, 9, 10, 11, 12>; BAL 1977-1980 (RS, LCS, WS) <7, 8, 9, 10, 11, 12>; CLE 1981 (RS) <7, 9, 10, 11>

John Lowenstein: CLE 1970-1977 (RS) <3, 4, 5, 6, 7, 8, 9, 10, 11, 12>; TEX 1978 (RS) <5, 7, 9, 10, 11, 12>; BAL 1979-1985 (RS, LCS, WS) <3, 4, 5, 7, 8, 9, 10, 11, 12>

Dennis Martinez: BAL 1976-1986 (RS, LCS, WS) <1, 10>; MON 1986-1993 (RS) <1, 11>; CLE 1994-1996 (RS, LDS, LCS, WS) <1>; SEA 1997 (RS) <1>; ATL 1998 (RS, LCS) <1>

Tippy Martinez: NYA 1974-1976 (RS) <1>; BAL 1976-1986 (RS, LCS, WS) <1, 10, 12>; MIN 1988 (RS) <1>

Lee May: CIN 1965-1971 (RS, LCS, WS) <3, 7, 9, 11, 12>; HOU 1972-1974 (RS) <3, 11>; BAL 1975-1980 (RS, LCS, WS) <3, 10, 11, 12>; KCA 1981-1982 (RS, LDS) <3, 10, 11>

Scott McGregor: BAL 1976-1988 (RS, LCS, WS) <1, 10>

Eddie Murray: BAL 1977-1988, 1996 (RS, LDS, LCS, WS) <3, 5, 7, 10, 11, 12>; LAN 1989-1991, 1997 (RS) <3, 5, 11>; NYN 1992-1993 (RS) <3, 11>; CLE 1994-1996 (RS, LDS, LCS, WS) <3, 10, 11>; ANA 1997 (RS) <10, 11>

Jim Palmer: BAL 1965-1967, 1969-1984 (RS, LCS, WS) <1, 10, 11, 12>

Gary Roenicke: MON 1976 (RS) <7, 9, 11>; BAL 1978-1985 (RS, LCS, WS) <3, 5, 7, 8, 9, 10, 11, 12>; NYA 1986 (RS) <3, 5, 7, 8, 9, 10, 11, 12>; ATL 1987-1988 (RS) <3, 7, 8, 9, 11, 12>

Ken Singleton: NYN 1970-1971 (RS) <7, 8, 9, 11>; MON 1972-1974 (RS) <7, 9, 11>; BAL 1975-1984 (RS, LCS, WS) <7, 9, 10, 11>

Dave Skaggs: BAL 1977-1980 (RS, LCS, WS) <2, 11>; CAL 1980 (RS) <2>

Billy Smith: CAL 1975-1976 (RS) <3, 5, 6, 11, 12>; BAL 1977-1979 (RS, LCS, WS) <3, 4, 6, 11, 12>; SFN 1981 (RS) <4, 5, 6, 11, 12>

Don Stanhouse: TEX 1972-1974 (RS) <1, 11, 12>; MON 1975-1977 (RS) <1>; BAL 1978-1979, 1982 (RS, LCS, WS) <1>; LAN 1980 (RS) <1>

Sammy Stewart: BAL 1978-1985 (RS, LCS, WS) <1, 12>; BOS 1986 (RS) <1>; CLE 1987 (RS) <1>

Tim Stoddard: CHA 1975 (RS) <1>; BAL 1978-1983 (RS, WS) <1>; CHN 1984 (RS, LCS) <1>; SDN 1985-1986 (RS) <1>; NYA 1986-1988 (RS) <1>; CLE 1989 (RS) <1>

Steve Stone: SFN 1971-1972 (RS) <1>; CHA 1973, 1977-1978 (RS) <1, 12>; CHN 1974-1976 (RS) <1, 12>; BAL 1979-1981 (RS, WS) <1, 10>

PIT

Matt Alexander: CHN 1973-1974 (RS) <4, 5, 8, 9, 11, 12>; OAK 1975-1977 (RS) <4, 5, 6, 7, 8, 9, 11, 12>; PIT 1978-1981 (RS, LCS, WS) <4, 6, 7, 8, 9, 11, 12>

Jim Bibby: SLN 1972-1973 (RS) <1>; TEX 1973-1975, 1984 (RS) <1, 12>; CLE 1975-1977 (RS) <1>; PIT 1978-1981, 1983 (RS, LCS, WS) <1>

Bert Blyleven: MIN 1970-1976, 1985-1988 (RS, LCS, WS) <1>; TEX 1976-1977 (RS) <1>; PIT 1978-1980 (RS, LCS, WS) <1, 12>; CLE 1981-1985 (RS) <1>; CAL 1989-1990, 1992 (RS) <1>

John Candelaria: PIT 1975-1985, 1993 (RS, LCS, WS) <1, 11, 12>; CAL 1985-1987 (RS, LCS) <1>; NYN 1987 (RS) <1>; NYA 1988-1989 (RS) <1>; MON 1989 (RS) <1>; MIN 1990 (RS) <1>; TOR 1990 (RS) <1>; LAN 1991-1992 (RS) <1>

Mike Easler: HOU 1973-1975 (RS) <7, 9, 11, 12>; CAL 1976 (RS) <10, 11, 12>; PIT 1977, 1979-1983 (RS, LCS, WS) <7, 9, 11, 12>; BOS 1984-1985 (RS) <3, 7, 9, 10, 11>; NYA 1986-1987 (RS) <7, 9, 10, 11>; PHI 1987 (RS) <7, 11>

Tim Foli: NYN 1970-1971, 1978-1979 (RS) <4, 5, 6, 8, 11, 12>; MON 1972-1977 (RS) <4, 5, 6, 8, 11, 12>; SFN 1977 (RS) <4, 5, 6, 7, 11>; PIT 1979-1981, 1985 (RS, LCS, WS) <6, 11, 12>; CAL 1982-1983 (RS, LCS) <4, 5, 6, 11>; NYA 1984 (RS) <3, 4, 5, 6, 11>

Phil Garner: OAK 1973-1976 (RS, LCS) <4, 5, 6, 11, 12>; PIT 1977-1981 (RS, LCS, WS) <4, 5, 6, 11, 12>; HOU 1981-1987 (RS, LDS, LCS) <4, 5, 11, 12>; LAN 1987 (RS) <4, 5, 6, 11, 12>; SFN 1988 (RS) <5, 11>

Grant Jackson:PHI 1965-1970 (RS) <1, 12>;BAL 1971-1976 (RS, LCS, WS) <1>;NYA 1976 (RS, LCS, WS) <1>;
PIT 1977-1982 (RS, LCS, WS) <1>;MON 1981 (RS) <1>;KCA 1982 (RS) <1>

Bruce Kison:PIT 1971-1979 (RS, LCS, WS) <1, 12>;CAL 1980-1984 (RS, LCS) <1>;BOS 1985 (RS) <1>

Lee Lacy:LAN 1972-1978 (RS, LCS, WS) <4, 5, 6, 7, 8, 9, 10, 11, 12>;ATL 1976 (RS) <4, 5, 7, 8, 9, 11>;
PIT 1979-1984 (RS, WS) <4, 5, 7, 8, 9, 11, 12>;BAL 1985-1987 (RS) <7, 8, 9, 10, 11>

Bill Madlock:TEX 1973 (RS) <5>;CHN 1974-1976 (RS) <5, 11>;SFN 1977-1979 (RS) <3, 4, 5, 11>;
PIT 1979-1985 (RS, LCS, WS) <3, 5, 11, 12>;LAN 1985-1987 (RS, LCS) <3, 5, 11>;DET 1987 (RS, LCS) <3, 5, 10, 11>

John Milner:NYN 1971-1977 (RS, LCS, WS) <3, 7, 8, 9, 11, 12>;PIT 1978-1982 (RS, LCS, WS) <3, 7, 9, 11, 12>;
MON 1981-1982 (RS, LDS, LCS) <3, 11>

Omar Moreno:PIT 1975-1982 (RS, LCS, WS) <7, 8, 9, 11, 12>;HOU 1983 (RS) <8, 11>;NYA 1983-1985 (RS) <7, 8, 9, 11, 12>;
KCA 1985 (RS) <8, 9, 11>;ATL 1986 (RS) <7, 8, 9, 11, 12>

Steve Nicosia:PIT 1978-1983 (RS, WS) <2, 7, 11, 12>;SFN 1983-1984 (RS) <2, 11>;TOR 1985 (RS) <2, 11>;MON 1985 (RS) <2, 3, 11>

Ed Ott:PIT 1974-1980 (RS, LCS, WS) <2, 7, 9, 11, 12>;CAL 1981 (RS) <2, 11>

Dave Parker:PIT 1973-1983 (RS, LCS, WS) <3, 4, 7, 8, 9, 11, 12>;CIN 1984-1987 (RS) <3, 9, 11>;
OAK 1988-1989 (RS, LCS, WS) <3, 7, 9, 10, 11>;MIL 1990 (RS) <3, 10, 11>;CAL 1991 (RS) <10>;TOR 1991 (RS) <10, 11>

Bill Robinson:ATL 1966 (RS) <7, 9, 12>;NYA 1967-1969 (RS) <3, 7, 8, 9, 11, 12>;
PHI 1972-1974, 1982-1983 (RS) <3, 5, 7, 8, 9, 11, 12>;PIT 1975-1982 (RS, LCS, WS) <3, 5, 7, 8, 9, 11, 12>

Don Robinson:PIT 1978-1987 (RS, LCS, WS) <1, 7, 11, 12>;SFN 1987-1991 (RS, LCS, WS) <1, 11>;PHI 1992 (RS) <1, 11>;
CAL 1992 (RS) <1>

Enrique Romo:SEA 1977-1978 (RS) <1>;PIT 1979-1982 (RS, LCS, WS) <1, 12>

Jim Rooker:DET 1968 (RS) <1>;KCA 1969-1972 (RS) <1, 7, 11, 12>;PIT 1973-1980 (RS, LCS, WS) <1, 12>

Manny Sanguillen:PIT 1967, 1969-1976, 1978-1980 (RS, LCS, WS) <2, 3, 7, 9, 11, 12>;OAK 1977 (RS) <2, 3, 9, 10, 11>

Willie Stargell:PIT 1962-1982 (RS, LCS, WS) <3, 7, 8, 9, 11, 12>

Rennie Stennett:PIT 1971-1979 (RS, LCS, WS) <4, 5, 6, 7, 8, 9, 11, 12>;SFN 1980-1981 (RS) <4, 11>

Kent Tekulve:PIT 1974-1985 (RS, LCS, WS) <1, 7, 12>;PHI 1985-1988 (RS) <1>;CIN 1989 (RS) <1>

Broadcasters

Al Michaels

Keith Jackson

Don Drysdale:BRO 1956-1957 (RS, WS) <1, 12>;LAN 1958-1969 (RS, WS) <1, 11, 12>

Howard Cosell

1979

ALE		t	%	ACR	ACOR	TAR	X
1	BAL	45	159	64	+0.446	-0.706	+1.152 288
2	MIL	29	161	59	+0.773	+0.227	+0.546 300
3	BOS	22	160	56	+0.738	-0.126	+0.864 305
4	NYA	18	160	55	+0.293	-0.127	+0.420 313
5	DET	8	160	52	+0.315	+0.063	+0.252 293
6	CLE	1	161	50	+0.464	+0.768	-0.304 306
7	TOR	-56	162	32	-0.652	+0.957	-1.609 287

NLE		t	%	ACR	ACOR	TAR	X
1	PIT	34	162	1 60	+0.579	-0.254	+0.833 319
2	MON	30	160	59	+0.365	-0.424	+0.789 286
3	SLN	10	162	1 52	+0.310	+0.077	+0.233 316
4	PHI	6	162	1 51	+0.059	+0.274	-0.215 293
5	CHN	-2	162	49	+0.042	+0.005	+0.037 272
6	NYN	-36	162	1 38	-0.473	+0.256	-0.729 289

ALW		t	%	ACR	ACOR	TAR	X
1	CAL	14	162	54	+1.327	+0.769	+0.558 281
2	KCA	8	162	52	+0.871	+0.644	+0.227 299
3	TEX	4	162	51	+0.344	+0.005	+0.339 269
4	MIN	2	162	50	+0.352	+0.111	+0.241 280
5	CHA	-13	159	45	+0.226	+0.343	-0.117 258
6	SEA	-28	162	41	-0.157	+0.512	-0.669 284
7	OAK	-54	162	33	-0.587	+1.281	-1.868 294

NLW		t	%	ACR	ACOR	TAR	X
1	CIN	19	161	55	+0.469	-0.089	+0.558 294
2	HOU	16	162	54	-0.260	-0.267	+0.007 274
3	LAN	-4	162	48	+0.645	+0.543	+0.102 291
4	SFN	-20	162	43	+0.156	+0.659	-0.503 290
5	SDN	-25	161	42	-0.208	+0.322	-0.530 312
6	ATL	-28	160	41	+0.009	+0.587	-0.578 277

AL	rank	last PS	app	WS	win
*	BAL	45	ALE #1	LCS 1974	1971 1970
*	CAL	14	ALW #1		
1	MIL	29	ALE #2		
2	BOS	22	ALE #3	WS 1975	1975 1918
3	NYA	18	ALE #4	WS 1978	1978 1978
4	DET	8	ALE #5	LCS 1972	1968 1968
5	KCA	8	ALW #2	LCS 1978	
6	TEX	4	ALW #3		
7	MIN	2	ALW #4	LCS 1970	1965 1924
8	CLE	1	ALE #6	WS 1954	1954 1948
9	CHA	-13	ALW #5	WS 1959	1959 1917
10	SEA	-28	ALW #6		
11	OAK	-54	ALW #7	LCS 1975	1974 1974
12	TOR	-56	ALE #7		

NL	rank	last PS	app	WS	win
*	PIT	34	NLE #1	LCS 1975	1971 1971
*	CIN	19	NLW #1	WS 1976	1976 1976
1	MON	30	NLE #2		
2	HOU	16	NLW #2		
3	SLN	10	NLE #3	WS 1968	1968 1967
4	PHI	6	NLE #4	LCS 1978	1950
5	CHN	-2	NLE #5	WS 1945	1945 1908
6	LAN	-4	NLW #3	WS 1978	1978 1965
7	SFN	-20	NLW #4	LCS 1971	1962 1954
8	SDN	-25	NLW #5		
9	ATL	-28	NLW #6	LCS 1969	1958 1957
10	NYN	-36	NLE #6	WS 1973	1973 1969

ser	w	l	pa	o	br	r	ACR	ACOR	X	#
ALCS	BAL	CAL	W; W L, 'w	156 / 302	107 / 216	57 / 100	26 / 41	+2.549	-0.391	45 176
NLCS	PIT	CIN	w· w· 'W	126 / 246	87 / 177	41 / 75	15 / 20	+0.452	-2.706	47 152
WS	PIT	BAL	'L w 'l l W w w	278 / 539	186 / 372	101 / 188	32 / 58	+0.347	-0.490	70 18

Number of games:

LCS: 7 / 10

WS: 7 / 7

14 postseason / 17 (min 10) (82%)

+ 2096 regular season / 2106 (99%)

+ 2 ties

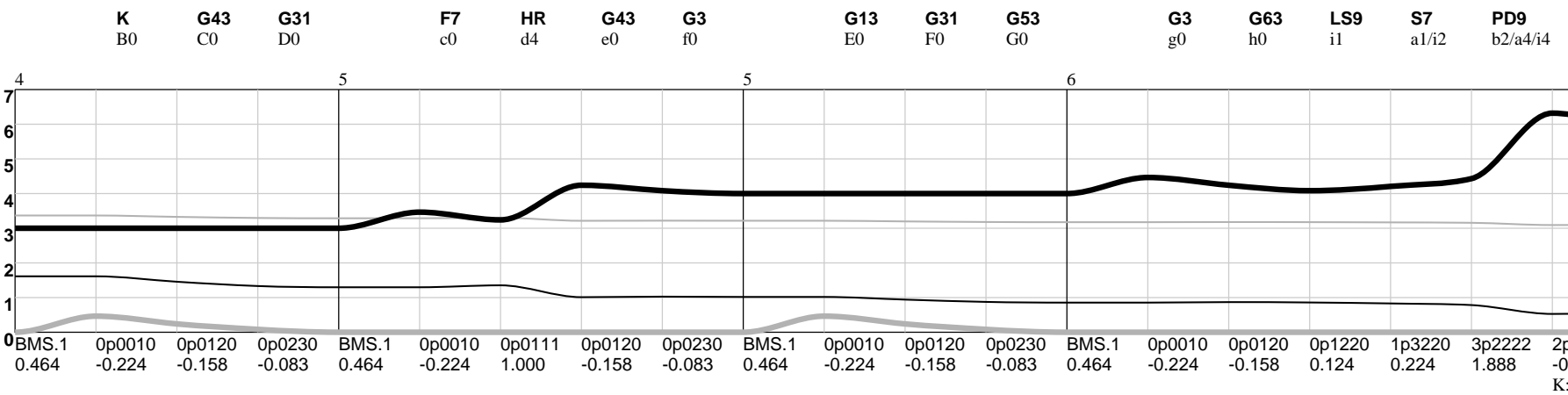
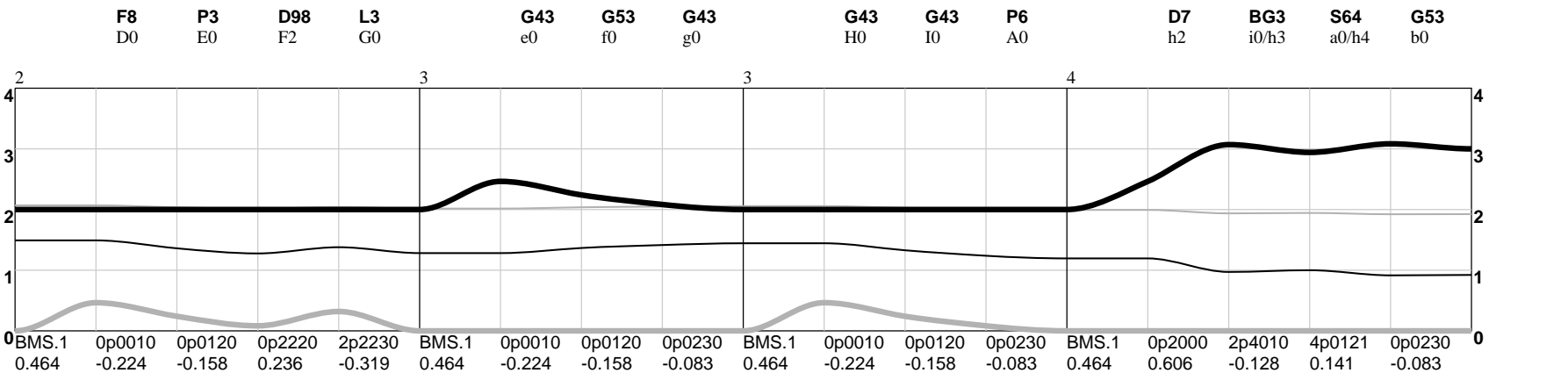
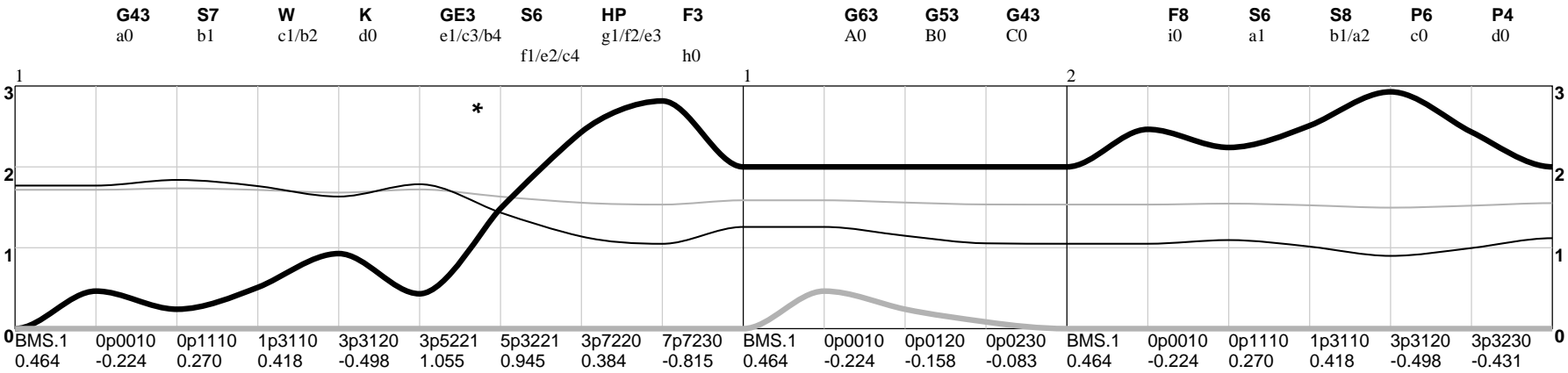
= 2112 games in 1979.

1979

ru AL hitting MVP							ru NL hitting MVP								
	ACR	PA	ACW	w	l	+1		ACR	PA	ACW	w	l	+1		
1 * Fred Lynn L	BOS	+0.441	622	+0.805	15	3	65	1 4 Keith Hernandez L	SLN	+0.403	698	+0.373	19	9	55
2 3 Darrell Porter L	KCA	+0.368	679	+0.680	11	5	58	2 1 Dave Winfield R	SDN	+0.387	686	+1.033	21	9	56
3 1 George Brett L	KCA	+0.355	701	+0.901	16	6	61	3 4 Dave Parker L	PIT	+0.347	707	+0.795	12	6	59
4 6 Jim Rice R	BOS	+0.350	688	+0.408	20	9	74	4 2 Mike Schmidt R	PHI	+0.290	675	+0.830	18	7	67
5 * Sixto Lezcano R	MIL	+0.399	566	+0.846	13	1	59	5 3 George Foster R	CIN	+0.358	505	+0.936	13	4	57
6 12 Don Baylor R	CAL	+0.295	722	+0.258	22	12	66	6 8 Steve Garvey R	LAN	+0.258	697	+0.669	18	8	61
7 7 Ken Singleton S	BAL	+0.295	688	+0.428	21	5	63	7 7 Gene Tenace R	SDN	+0.305	582	+0.648	13	4	38
8 18 Bobby Grich R	CAL	+0.304	609	+0.372	16	11	61	8 20 Jack Clark R	SFN	+0.278	598	+0.347	11	5	50
9 Steve Kemp L	DET	+0.318	570	+0.636	8	8	46	9 5 Dave Kingman R	CHN	+0.281	589	+0.710	13	6	68
10 22 Brian Downing R	CAL	+0.290	596	+0.573	8	7	46	10 19 Gary Matthews Sr. R	ATL	+0.233	695	+0.587	6	5	56
11 10 Oscar Gamble L	TEX	+0.523	327	+0.957	10	3	33	11 16 Larry Parrish R	MON	+0.269	595	+0.436	14	7	53
12 Mike Hargrove L	CLE	+0.404	414	+1.133	9	5	33	12 27 Lee Mazzilli S	NYN	+0.229	693	+0.334	12	7	43
13 15 Chet Lemon R	CHA	+0.245	632	+0.371	15	6	49	13 11 Mike Ivie R	SFN	+0.339	455	+0.870	9	7	54
14 18 Eddie Murray S	BAL	+0.225	687	+0.460	12	5	62	14 25 Davey Lopes R	LAN	+0.207	692	+0.218	7	2	43
15 14 Gorman Thomas R	MIL	+0.223	668	+0.585	13	5	69	15 30 Bill Madlock R	PIT	+0.226	623	+0.632	11	9	42
16 20 Amos Otis R	KCA	+0.218	660	+0.200	9	3	36	16 13 Ted Simmons S	SLN	+0.270	521	+0.741	10	5	51
17 Dan Ford R	CAL	+0.228	628	+0.610	9	12	55	17 31 Bob Horner R	ATL	+0.271	515	+0.465	10	9	51
18 16 Toby Harrah R	CLE	+0.219	634	+0.628	11	4	42	18 Ron Cey R	LAN	+0.238	579	+0.499	10	16	41
19 28 Roy Smalley S	MIN	+0.189	729	+0.300	13	7	49	19 33 John Milner L	PIT	+0.312	386	+0.255	7	4	31
20 Bruce Bochte L	SEA	+0.211	636	+0.444	10	12	45	20 21 Johnny Bench R	CIN	+0.214	538	+0.438	9	6	46
21 Bob Watson R	BOS	+0.378	347	+0.465	5	2	37	21 38 Joe Ferguson R	LAN	+0.248	442	+0.122	8	5	36
22 30 Reggie Jackson L	NYA	+0.230	537	+0.538	11	10	52	22 45 Gary Carter R	MON	+0.193	559	+0.181	13	11	44
23 Willie Aikens L	CAL	+0.273	447	+0.373	7	4	40	23 52 Dave Concepcion R	CIN	+0.153	666	+0.136	10	8	38
24 Cecil Cooper L	MIL	+0.178	660	+0.308	13	5	47	24 Jose Cruz L	HOU	+0.156	636	+0.436	13	11	40
25 43 Bobby Bonds R	CLE	+0.185	631	+0.129	14	9	46	25 42 Garry Templeton S	SLN	+0.143	696	+0.172	14	9	32

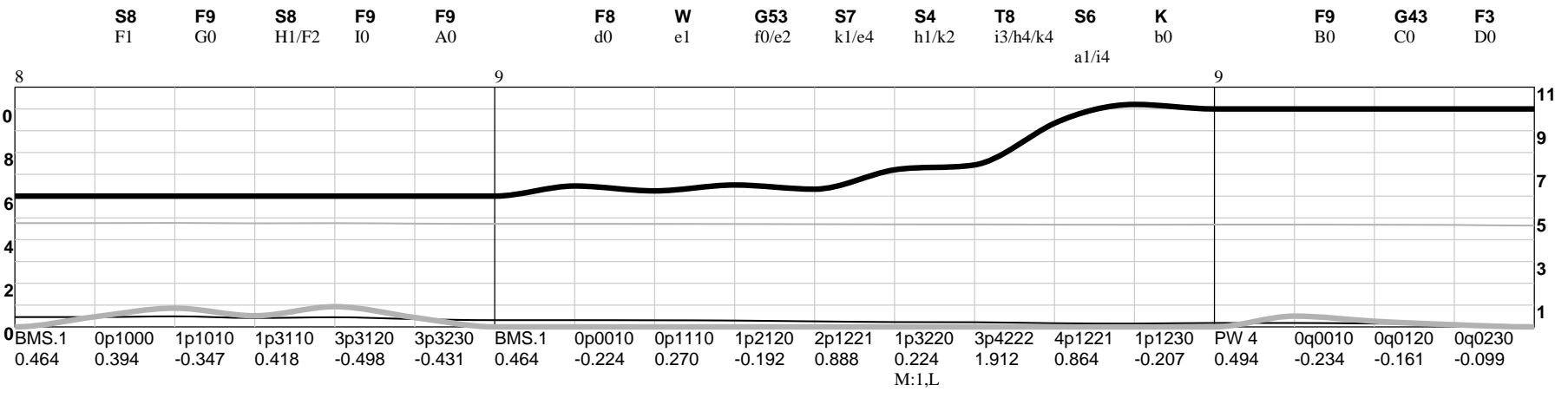
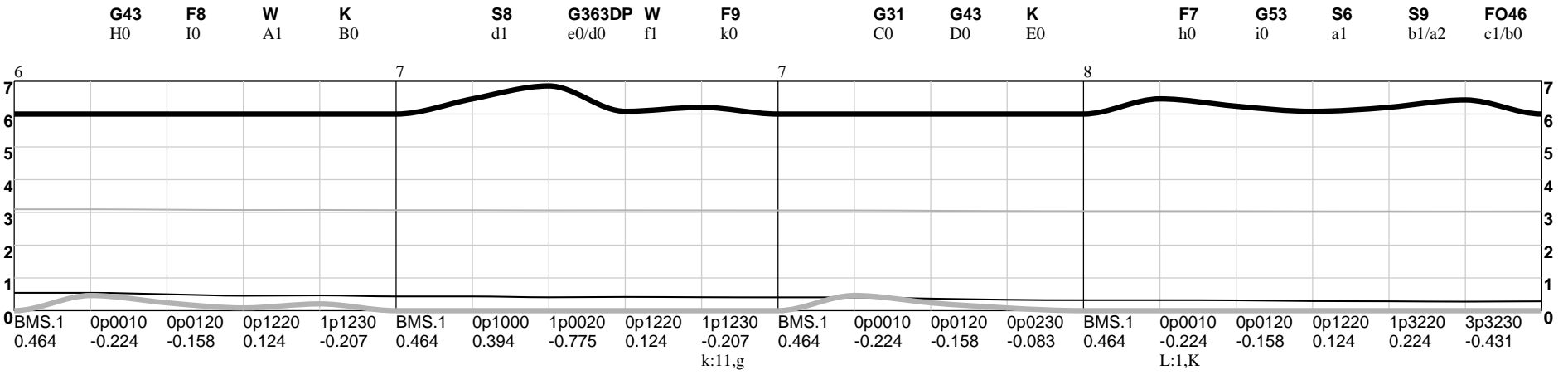
ru AL pitching MVP							ru NL pitching MVP								
	ACOR	PA	ACW	w	l	c		ACOR	PA	ACW	w	l	c		
1 2 Dennis Eckersley R	BOS	-1.408	1018	+0.253	18	12	17	1 1 J.R. Richard R	HOU	-0.943	1175	+0.289	20	13	19
2 Jim Kern R	TEX	-2.260	580	+0.002	6	6	0	2 16 Tom Hume R	CIN	-1.438	670	+0.063	8	7	2
3 * Ron Guidry L	NYA	-1.350	946	+0.230	20	9	15	3 Bruce Sutter R	CHN	-2.040	403	+0.205	3	3	0
4 * Aurelio Lopez R	DET	-1.998	521	+0.556	7	2	0	4 5 John Fulgham r	SLN	-1.394	576	+0.237	11	6	10
5 1 Tommy John L	NYA	-0.890	1115	+0.130	23	10	17	5 Kent Tekulve R	PIT	-1.443	550	+0.512	5	5	0
6 Jack Morris R	DET	-1.180	806	-0.043	16	7	9	6 Joe Sambito L	HOU	-2.006	376	+0.132	8	8	0
7 3 Mike Flanagan L	BAL	-0.859	1085	+0.113	24	8	16	7 7 Jim Bibby R	PIT	-1.183	562	+0.139	14	3	4
8 5 Jerry Koosman L	MIN	-0.833	1101	+0.136	19	13	10	8 21 Steve Rogers R	MON	-0.608	1032	+0.057	15	14	13
9 8 Scott McGregor L	BAL	-1.005	706	+0.098	12	6	7	9 7 Dan Schatzeder L	MON	-0.904	677	+0.168	14	8	3
10 2 Sid Monge L	CLE	-1.250	543	+0.330	9	3	0	10 Skip Lockwood R	NYN	-3.713	164	+0.907			
11 4 Mike Caldwell L	MIL	-0.634	967	+0.158	18	7	16	11 8 Ken Forsch R	HOU	-0.768	699	+0.176	12	6	10
12 Mike Marshall R	MIN	-1.027	586	-0.229	3	8	0	12 6 Tom Seaver R	CIN	-0.616	868	+0.142	19	8	9
13 Mike Parrott R	SEA	-0.608	973	-0.105	15	12	13	13 10 Elias Sosa R	MON	-1.301	396	+0.236	4	1	0
14 6 Tippy Martinez L	BAL	-1.736	318	+0.384	5	1	0	14 4 Joe Niekro R	HOU	-0.449	1095	+0.273	22	12	11
15 Pete Redfern R	MIN	-1.092	455	-0.115	8	2	0	15 13 Rudy May L	MON	-1.241	393	+0.022	9	2	2
16 Ken Kravec L	CHA	-0.428	1041	+0.003	16	18	10	16 15 Scott Sanderson R	MON	-0.696	696	+0.156	10	9	5
17 Sammy Stewart R	BAL	-0.880	498	-0.029	8	5	1	17 9 Mark Littell R	SLN	-1.383	342	+0.487	7	4	0
18 Sparky Lyle L	TEX	-1.092	385	-0.632	2	2	0	18 14 Gaylord Perry R	SDN	-0.482	963	+0.174	15	14	10
19 Ross Baumgarten L	CHA	-0.503	818	-0.026	12	9	4	19 13 Bruce Kison R	PIT	-0.650	704	+0.078	15	7	3
20 Dennis Martinez R	BAL	-0.319	1206	-0.154	16	20	18	20 Bert Roberge r	HOU	-3.678	120	+0.364			
21 Rich Gossage R	NYA	-1.550	234	-0.299	0	2	0	21 9 Bill Lee L	MON	-0.454	925	+0.113	17	10	6
22 23 Chuck Rainey r	BOS	-0.824	437	+0.085	10	6	4	22 Craig Swan R	NYN	-0.408	1027	+0.046	14	15	10
23 Jim Palmer R	BAL	-0.549	639	-0.096	12	7	7	23 11 John Candelaria L	PIT	-0.474	850	+0.054	16	10	8
24 10 Geoff Zahn L	MIN	-0.478	702	+0.108	14	7	4	24 16 Gary Lavelle L	SFN	-0.986	406	+0.005	3	2	0
25 Tom Buskey R	TOR	-1.004	329	-0.441	3	4	0	25 Greg Minton R	SFN	-1.272	314	+0.109	2	3	0

MIL vs SLN 1982 WS gm 1 10/12 (0) Tue

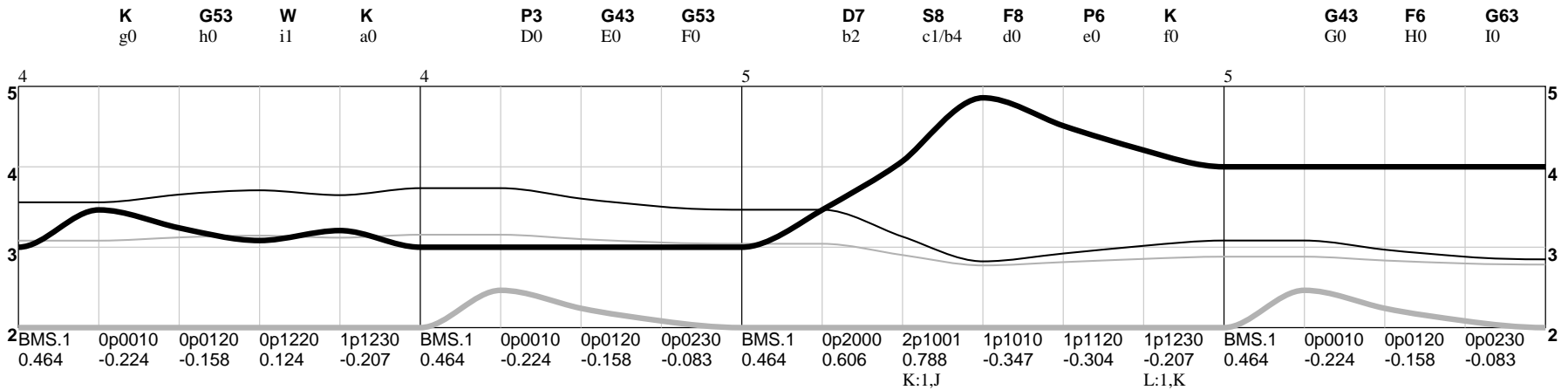
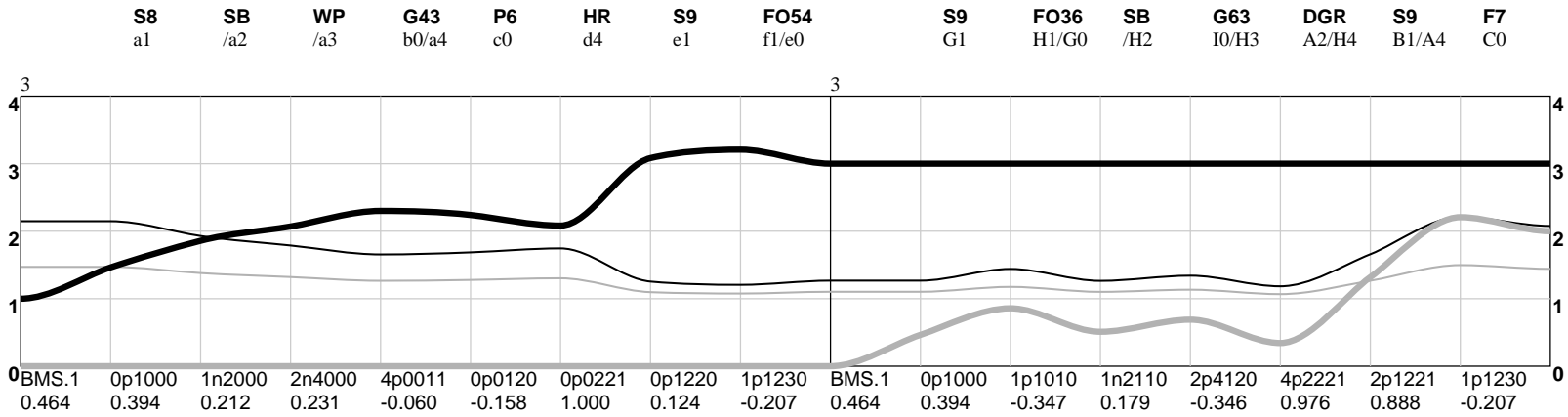
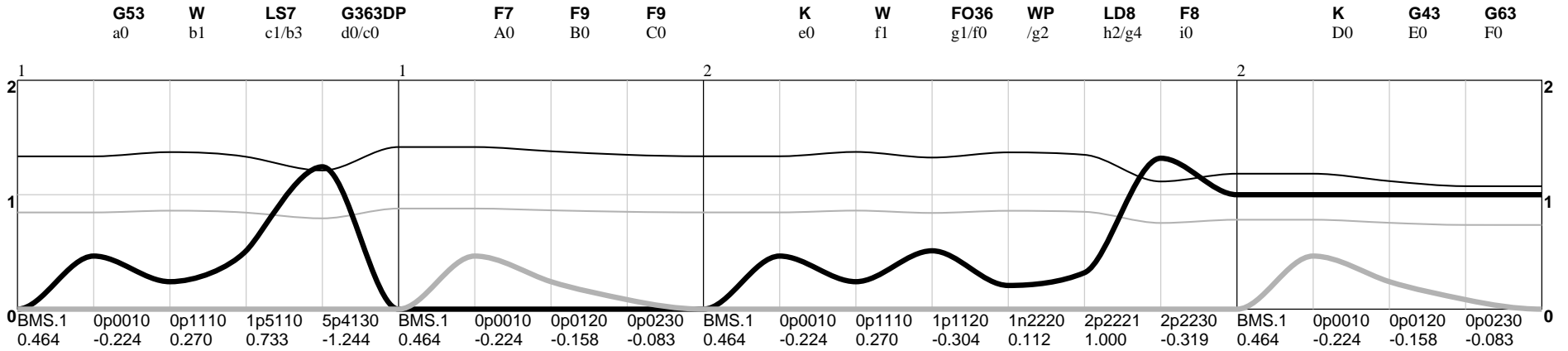


K:1,J

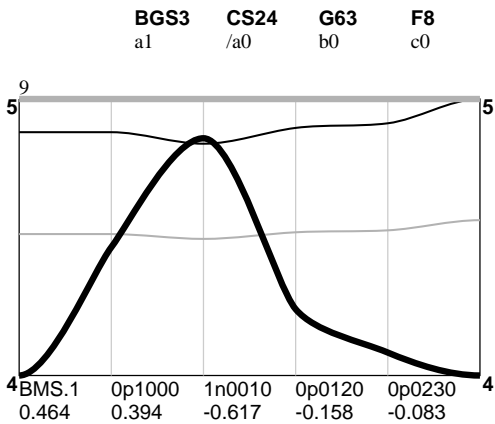
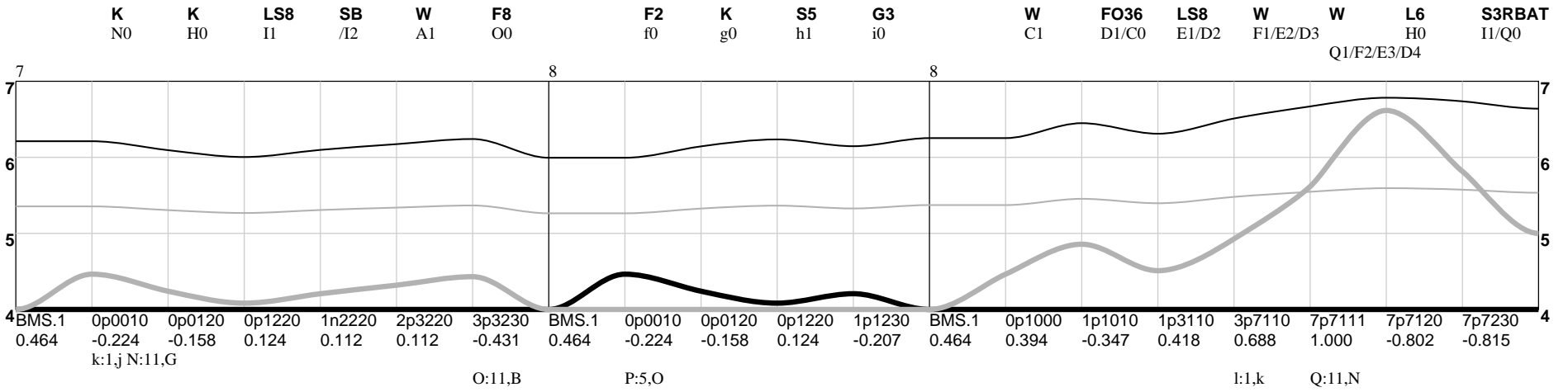
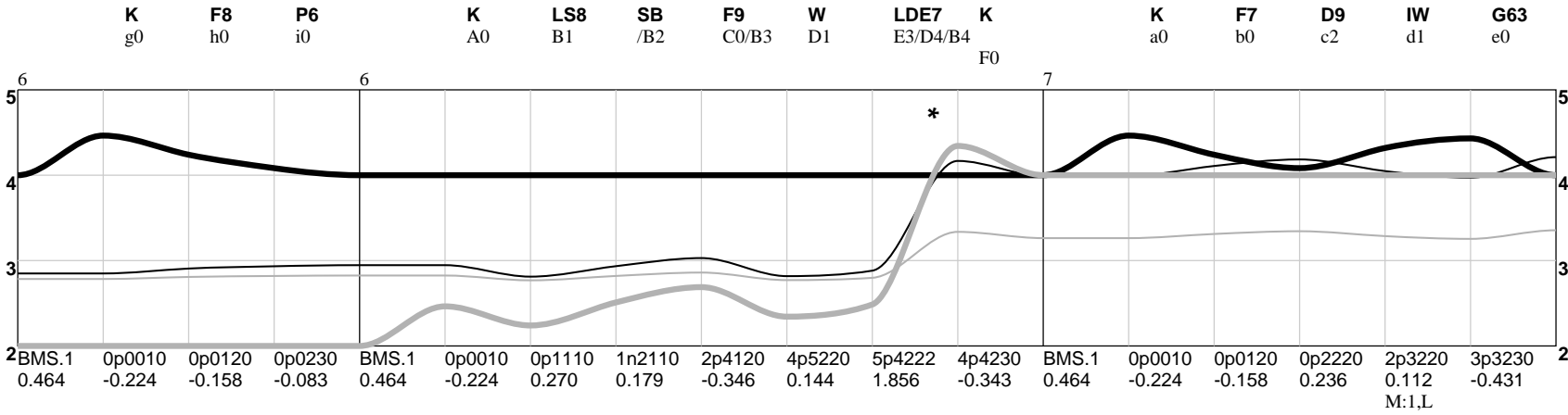
MIL vs SLN 1982 WS gm 1 10/12 (0) Tue



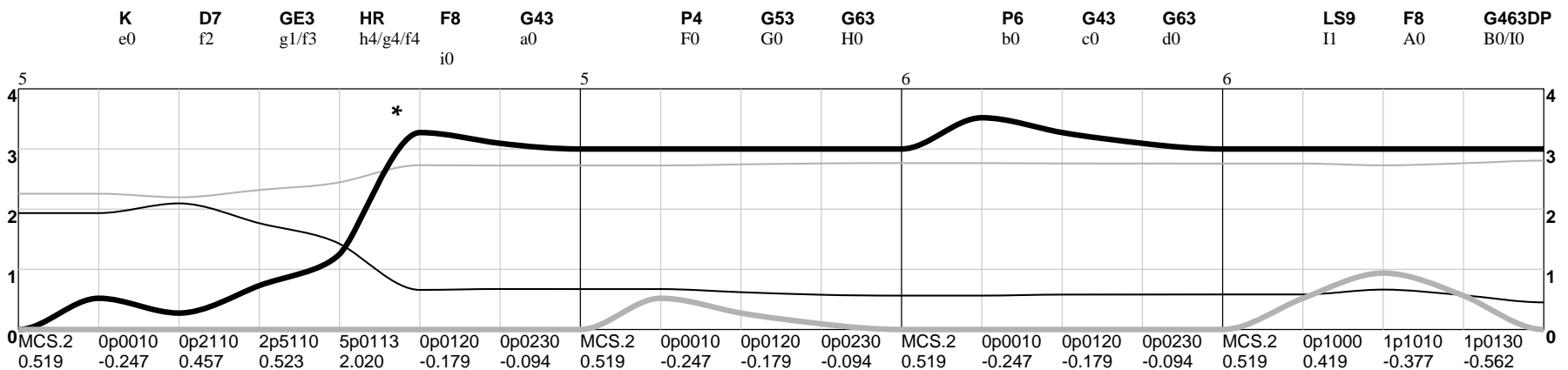
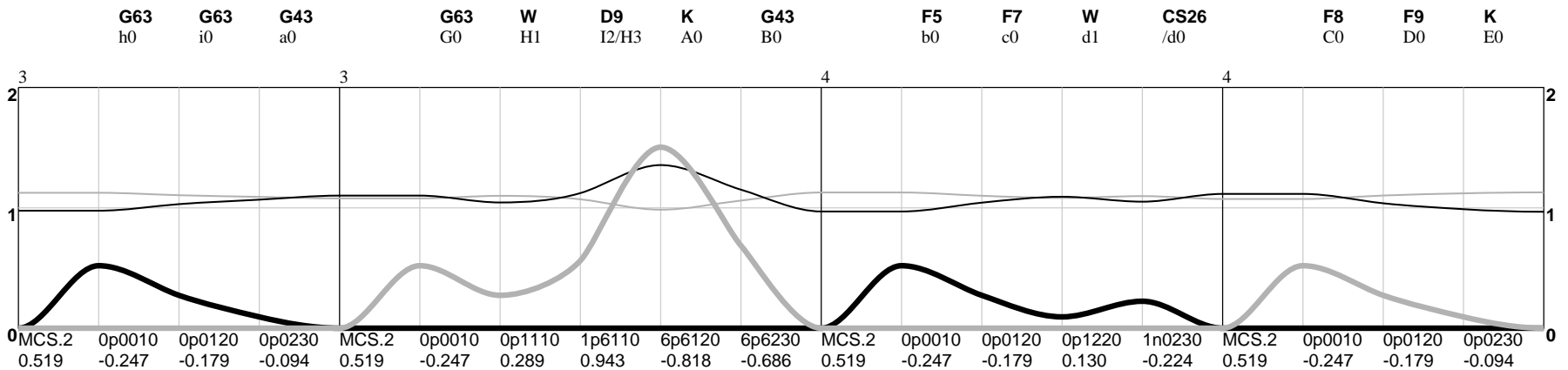
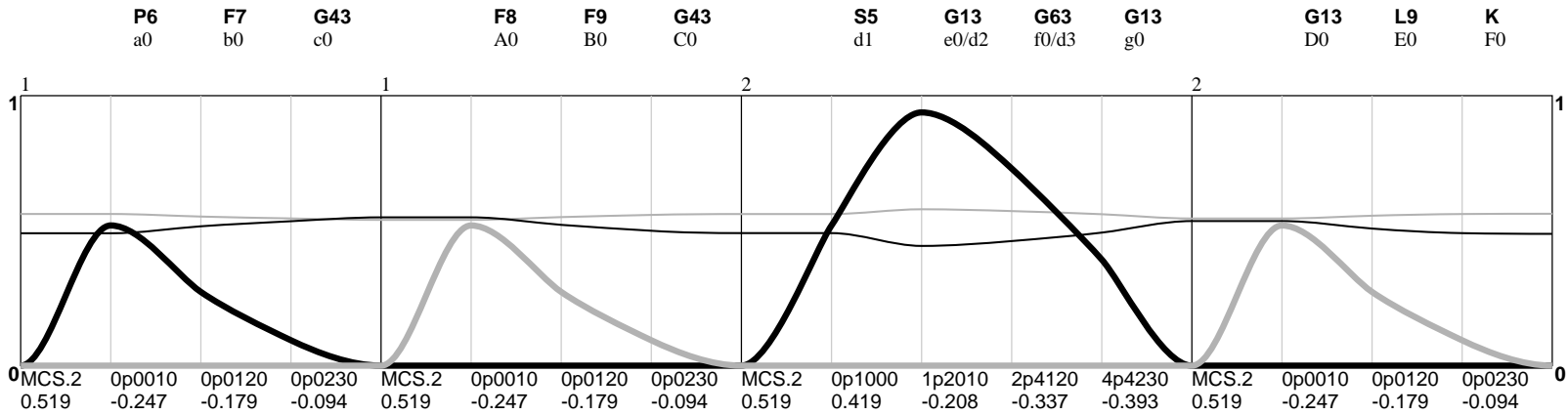
MIL vs SLN 1982 WS gm 2 10/13 (0) Wed



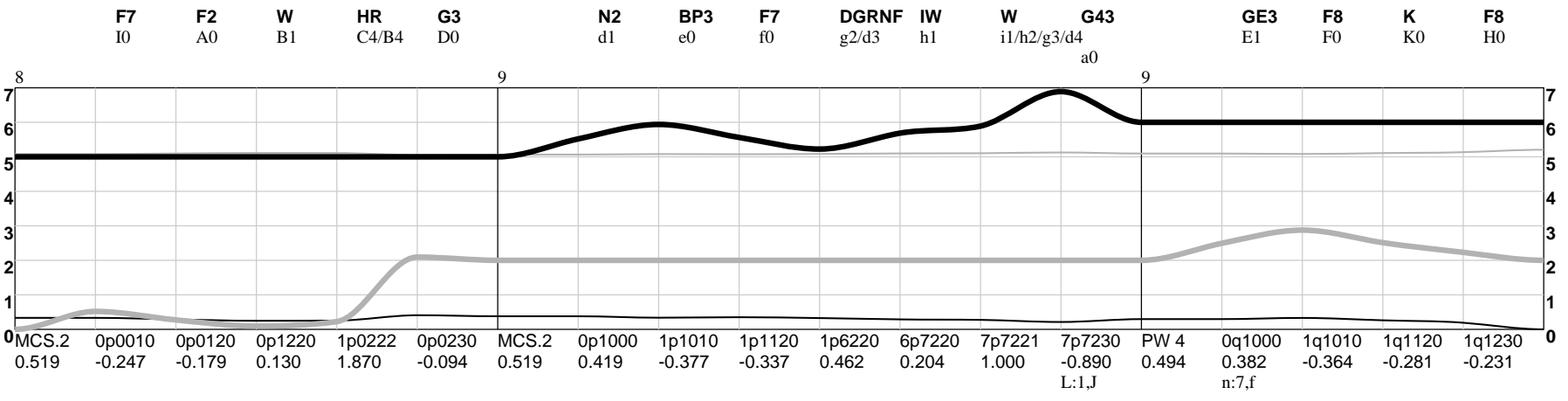
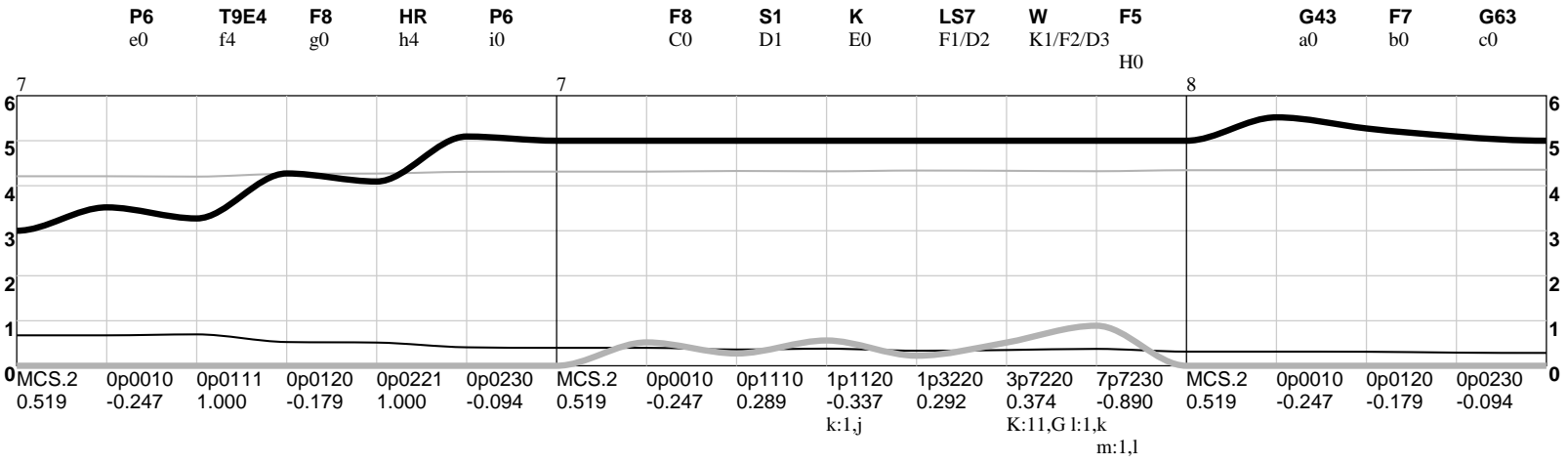
MIL vs SLN 1982 WS gm 2 10/13 (0) Wed



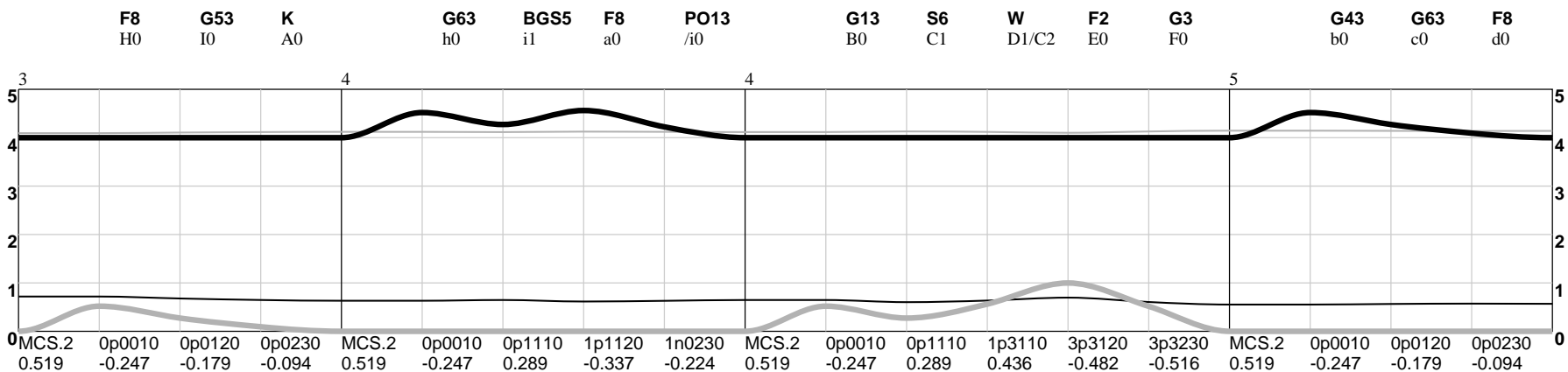
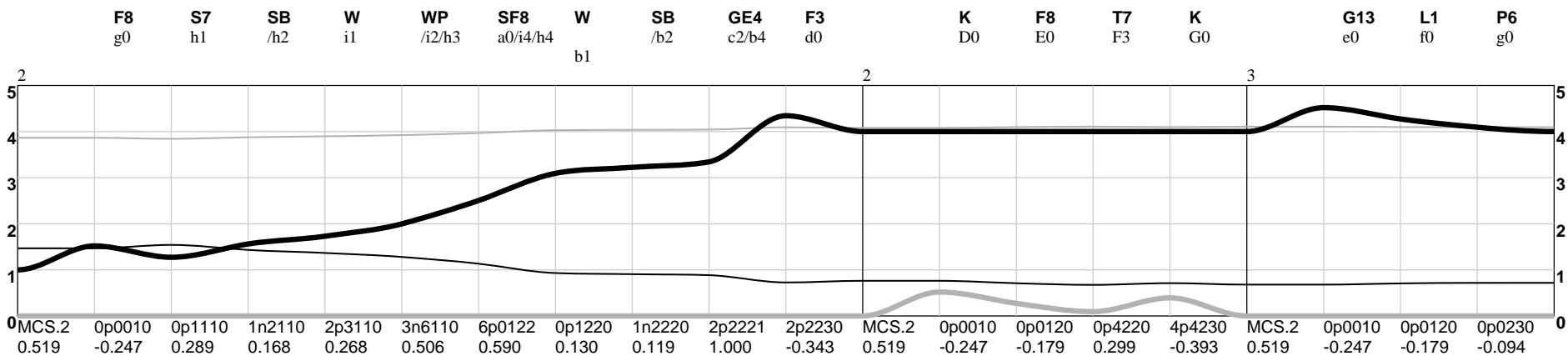
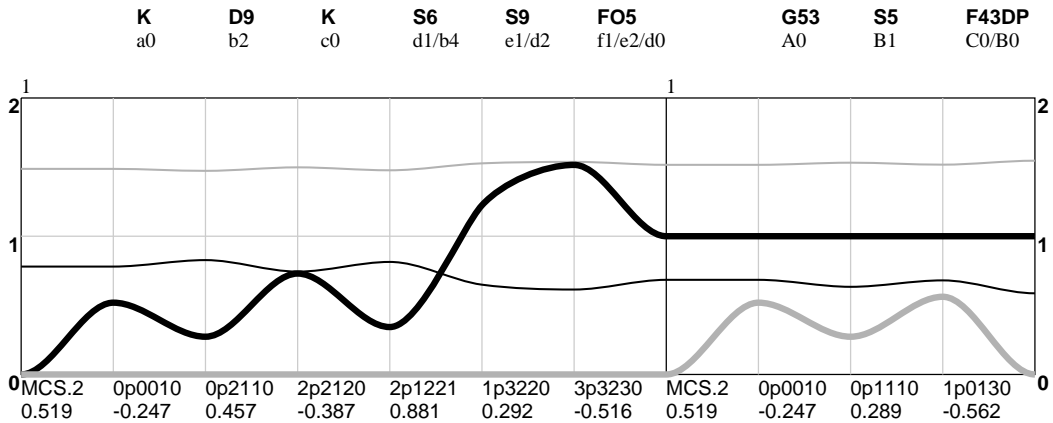
SLN vs MIL 1982 WS gm 3 10/15 (0) Fri



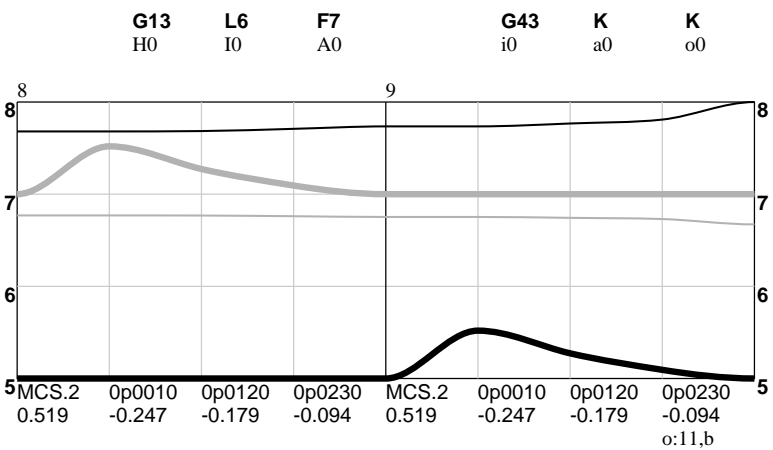
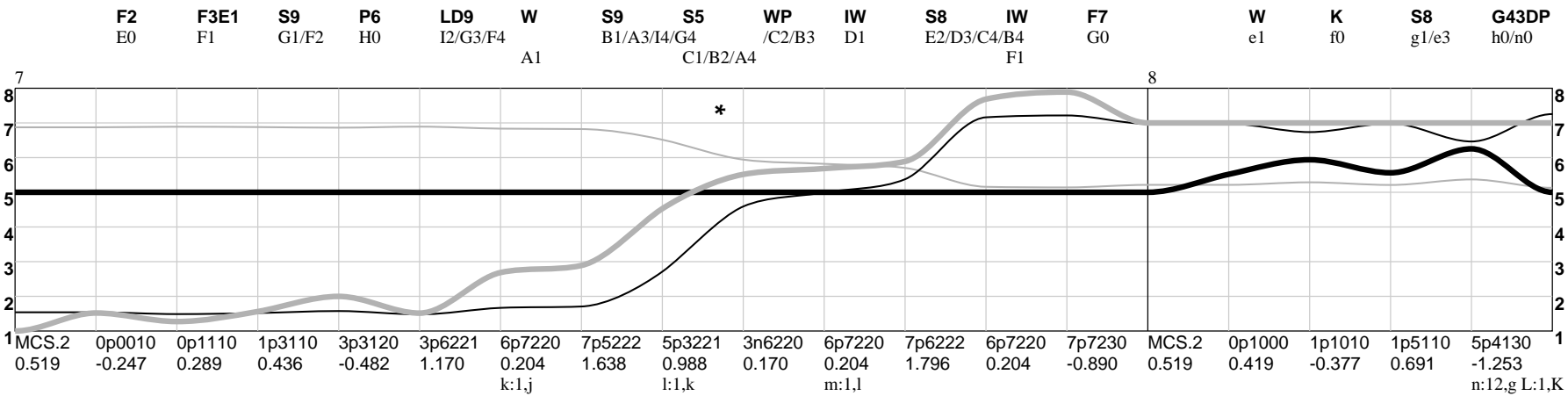
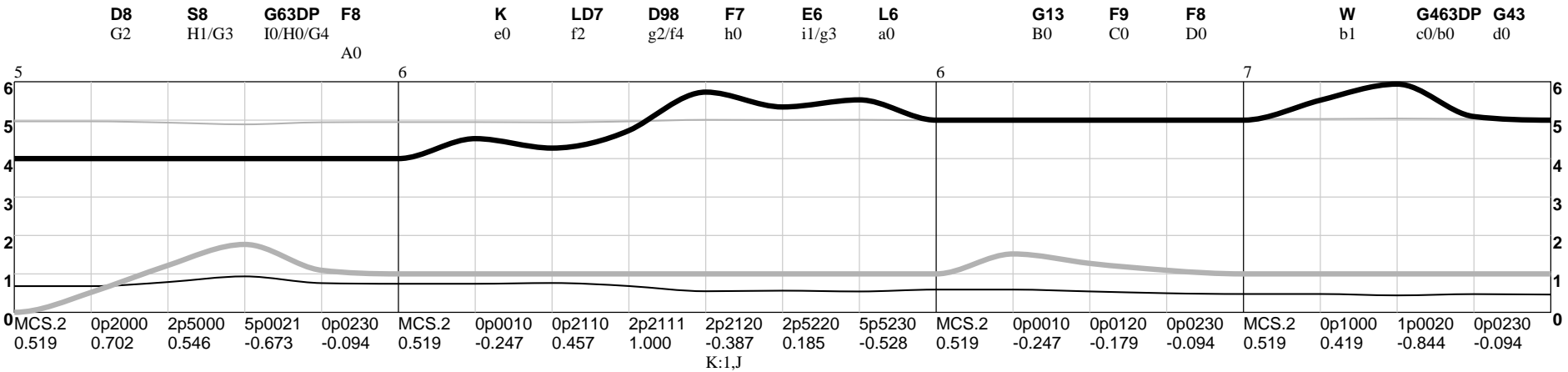
SLN vs MIL 1982 WS gm 3 10/15 (0) Fri



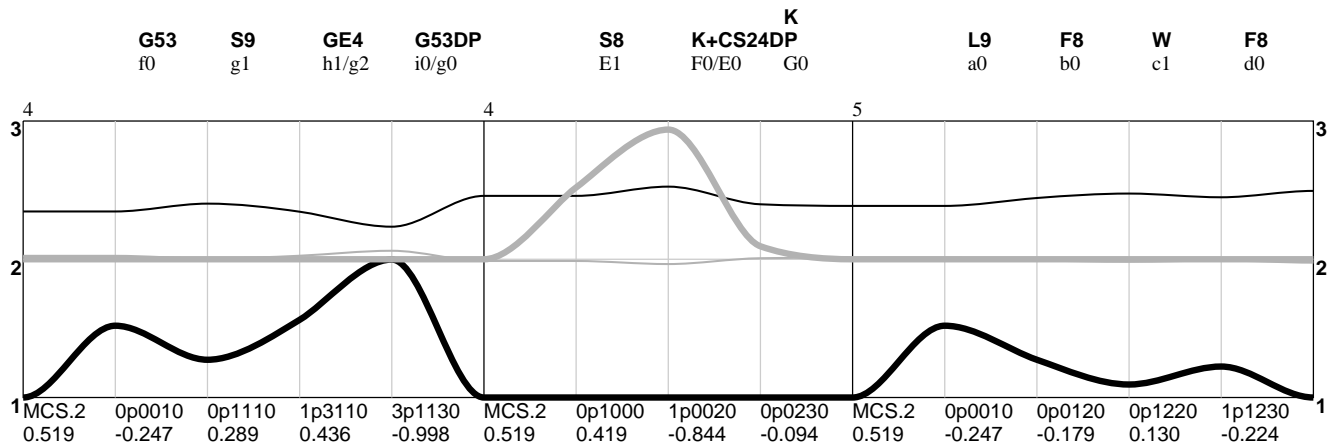
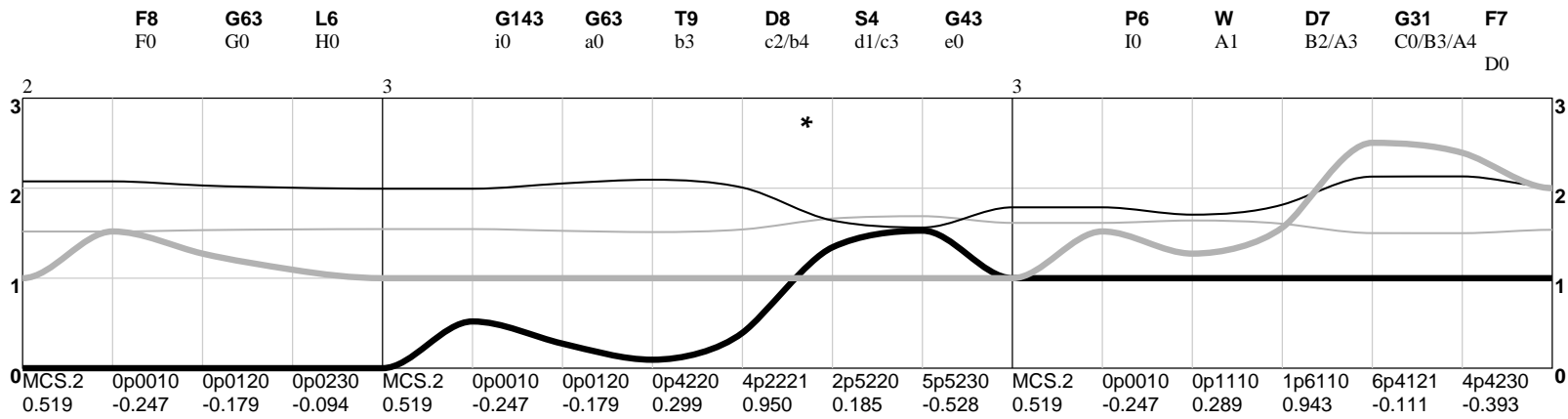
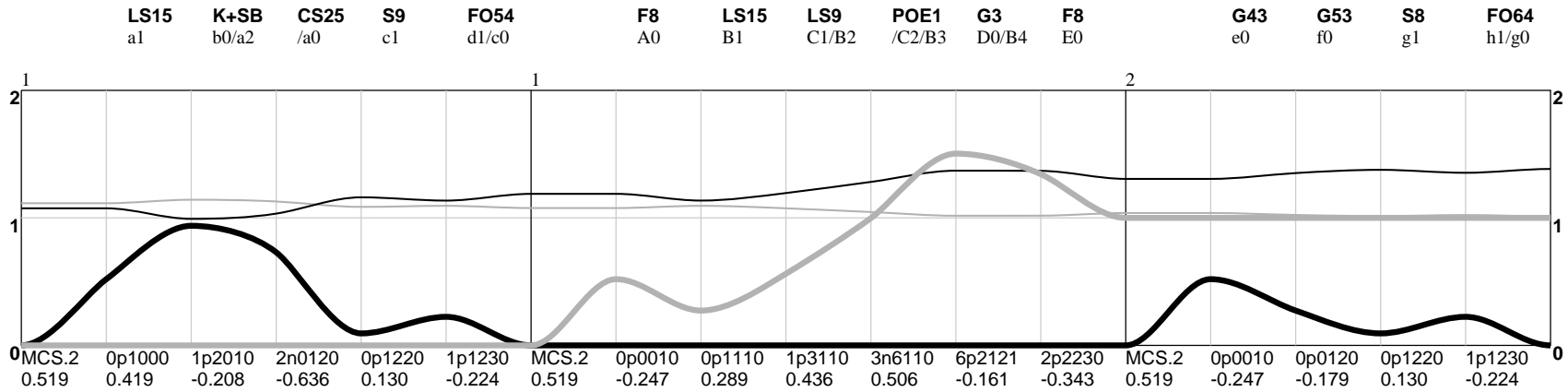
SLN VS MIL 1982 WS gm 4 10/16 (0) Sat



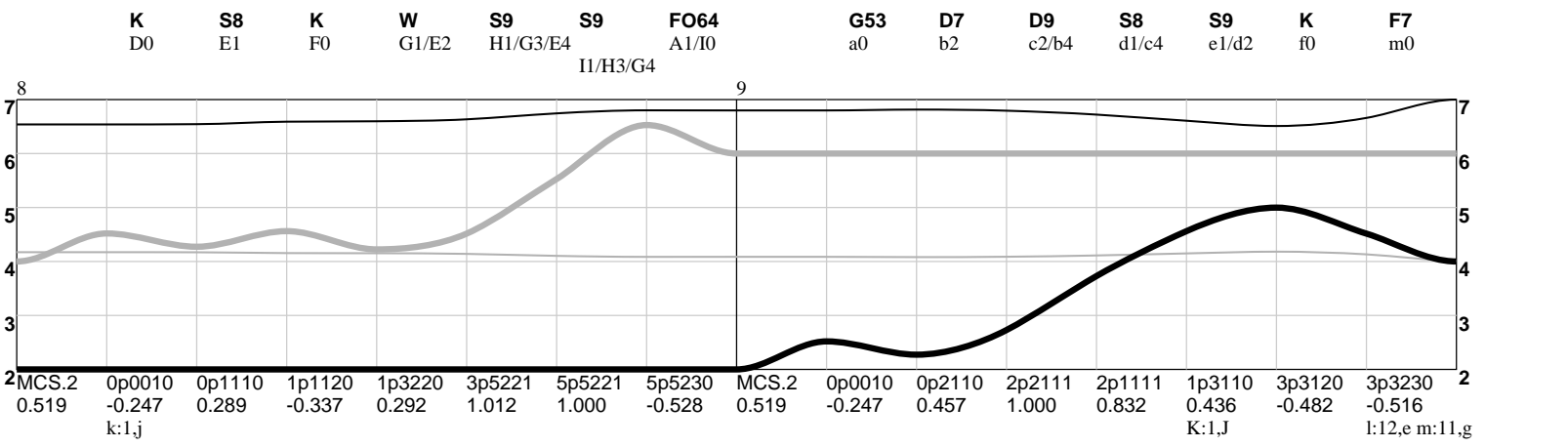
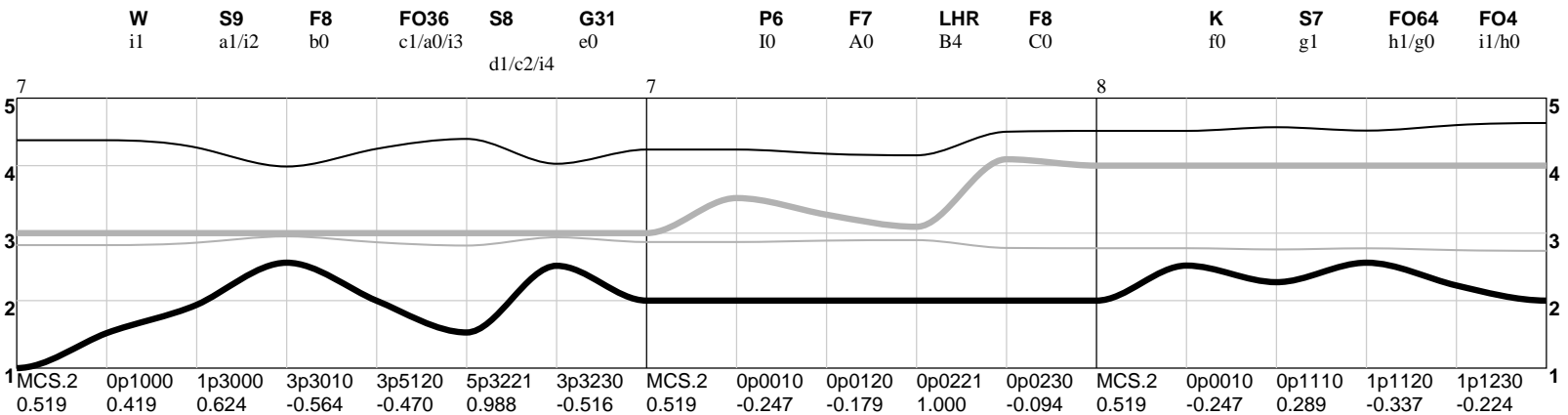
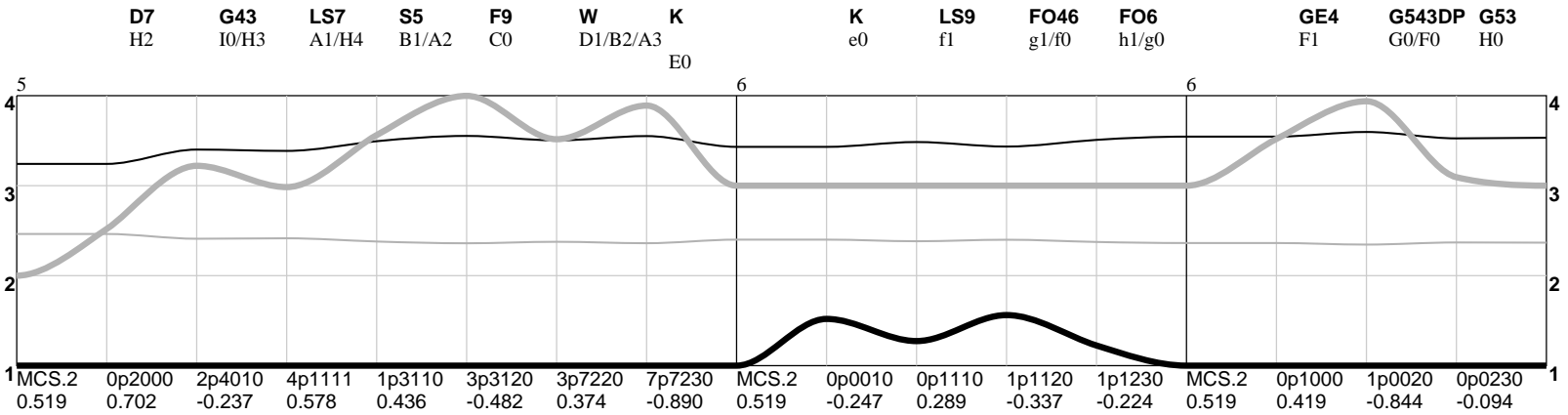
SLN VS MIL 1982 WS gm 4 10/16 (0) Sat



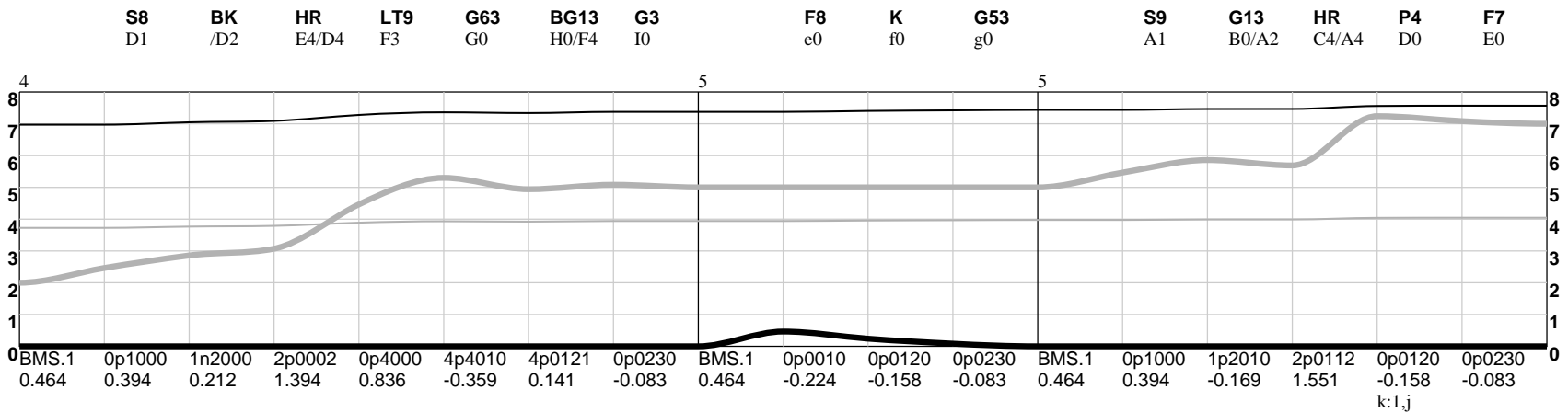
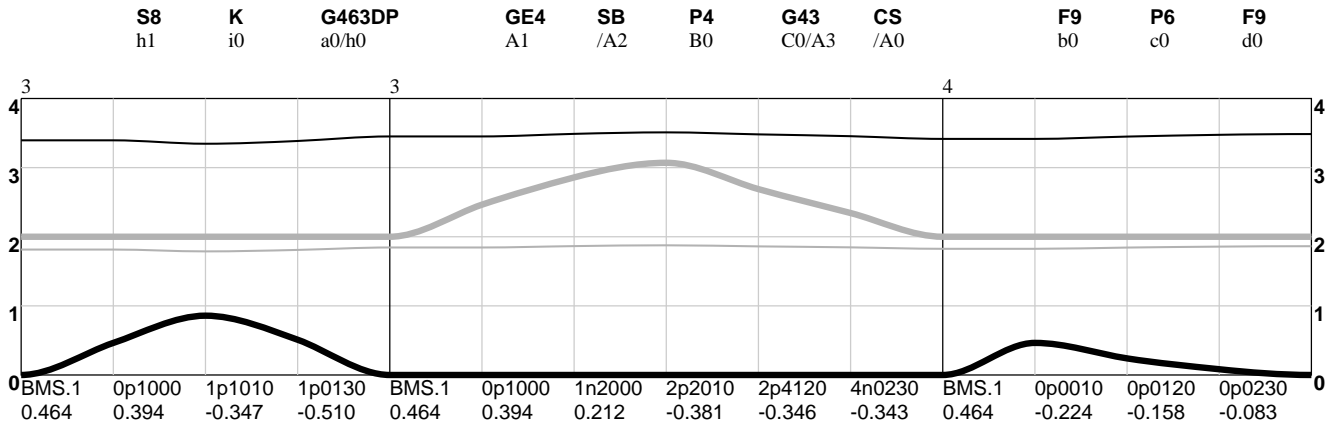
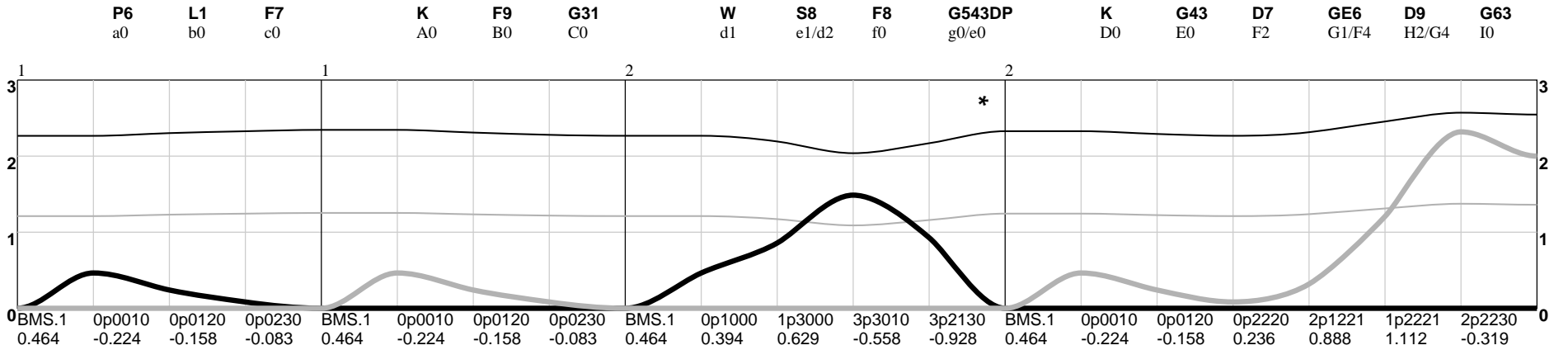
SLN VS MIL 1982 WS gm 5 10/17 (0) Sun



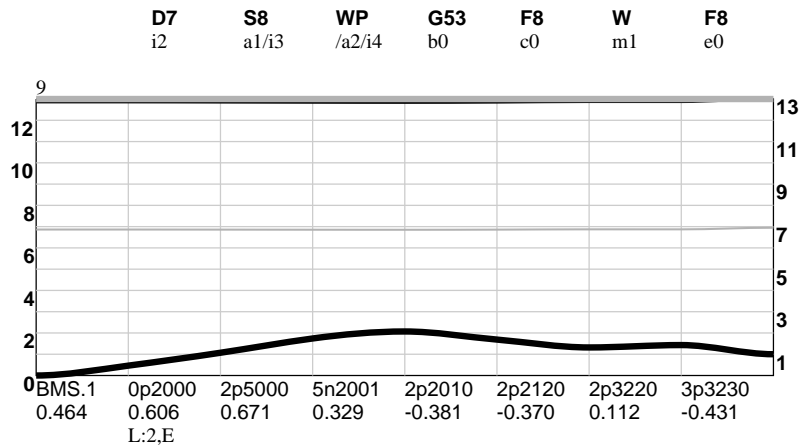
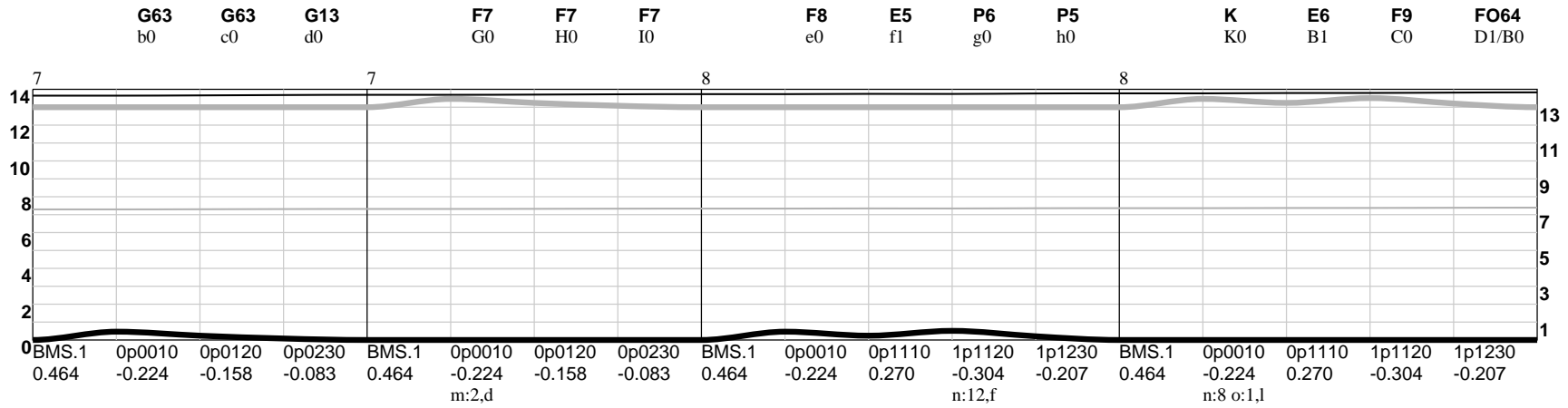
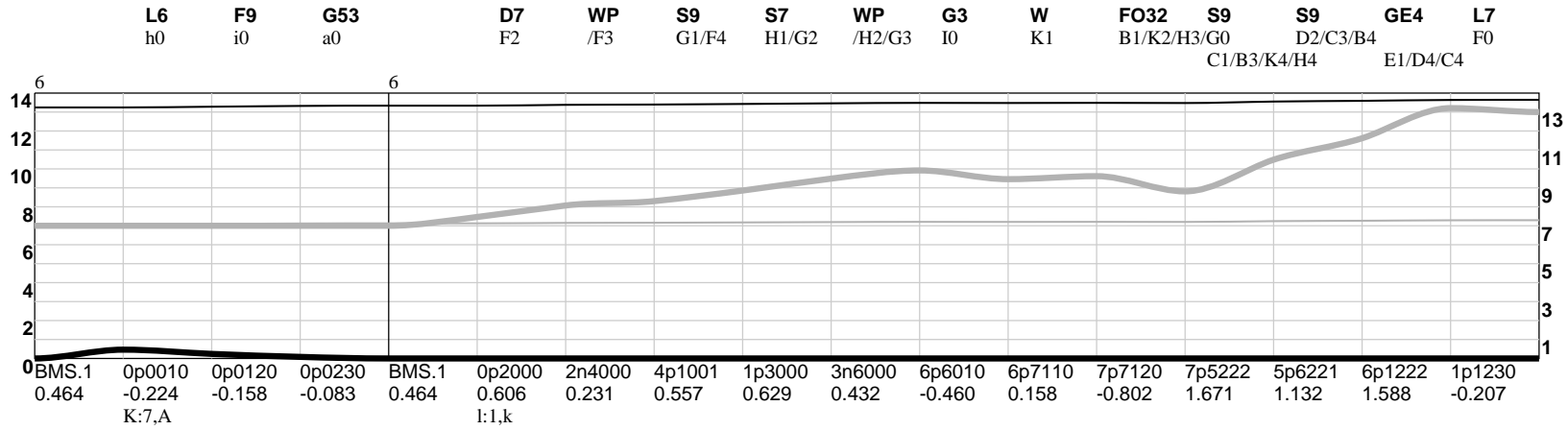
SLN VS MIL 1982 WS gm 5 10/17 (0) Sun



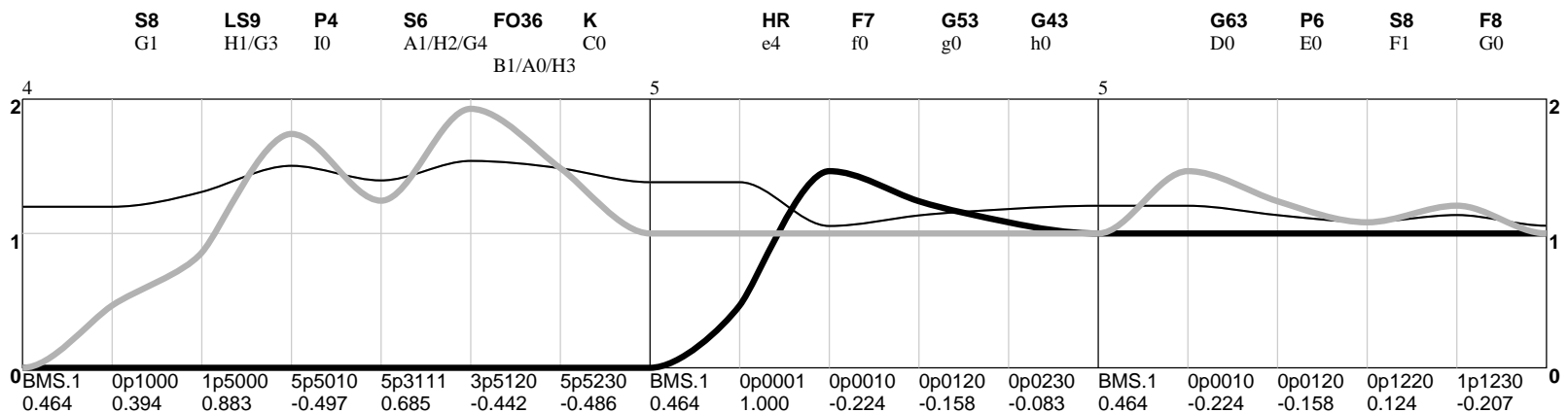
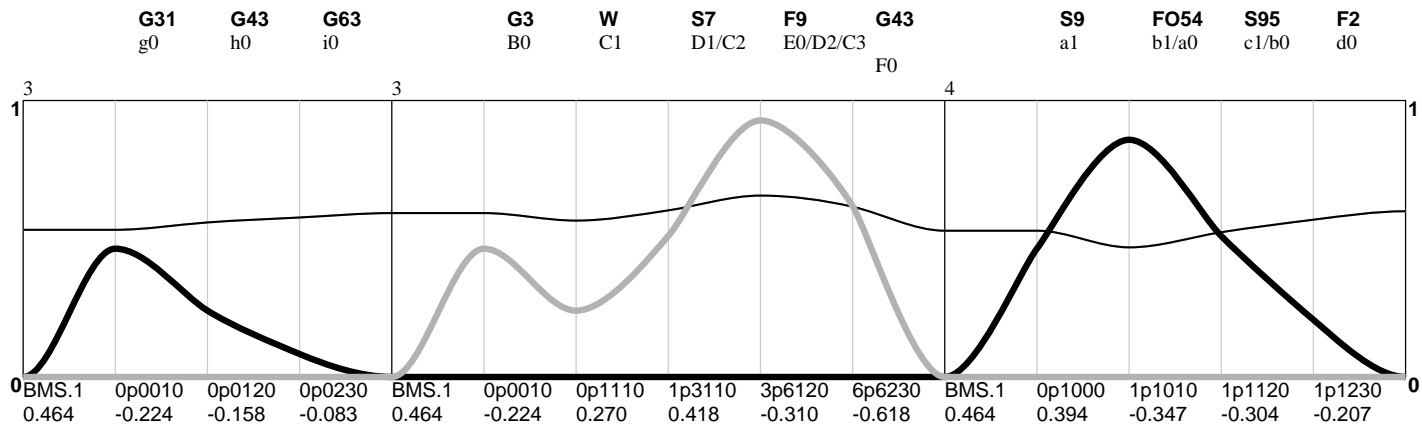
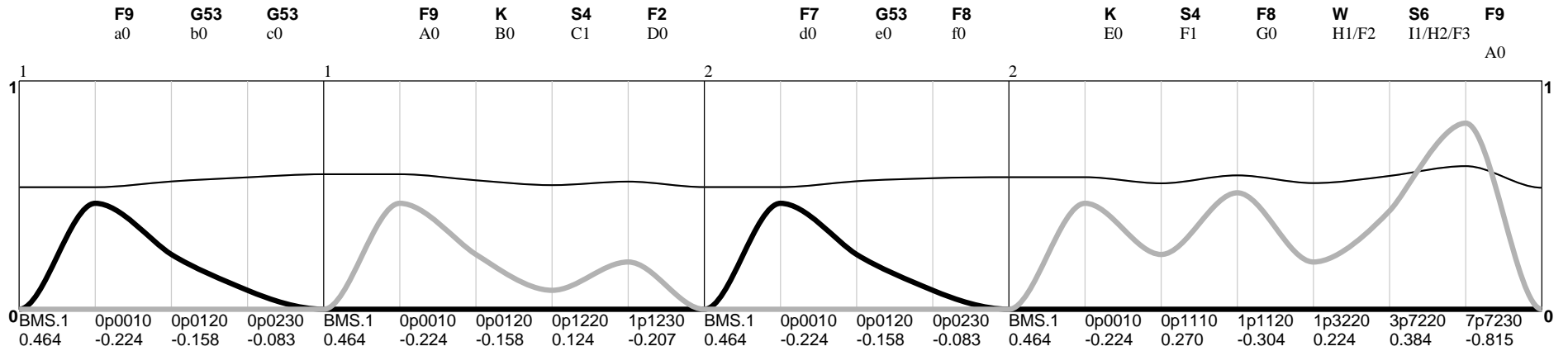
MIL vs SLN 1982 WS gm 6 10/19 (0) Tue



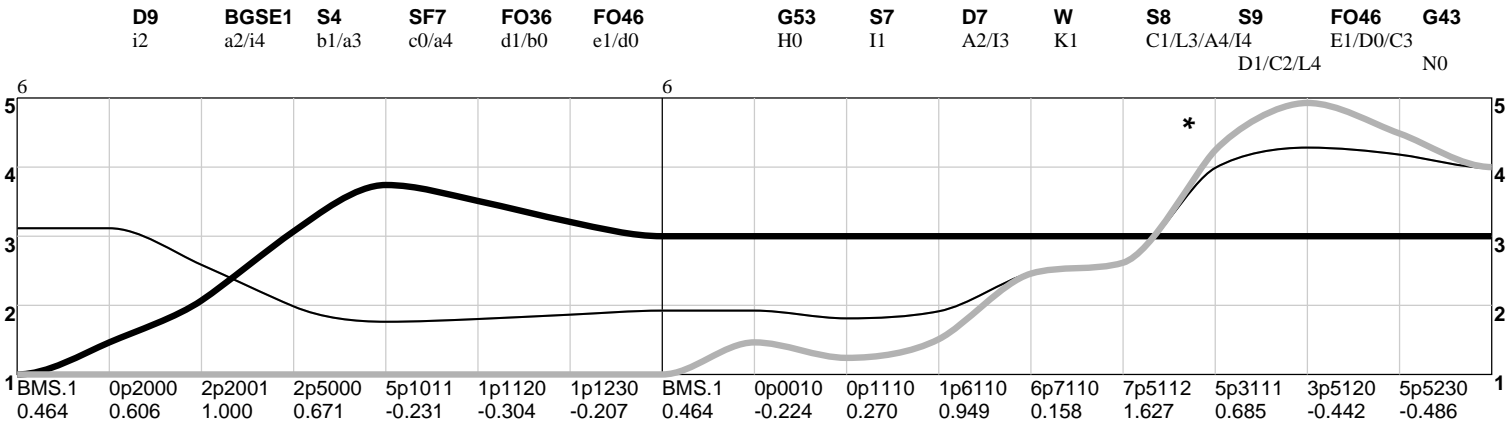
MIL vs SLN 1982 WS gm 6 10/19 (0) Tue



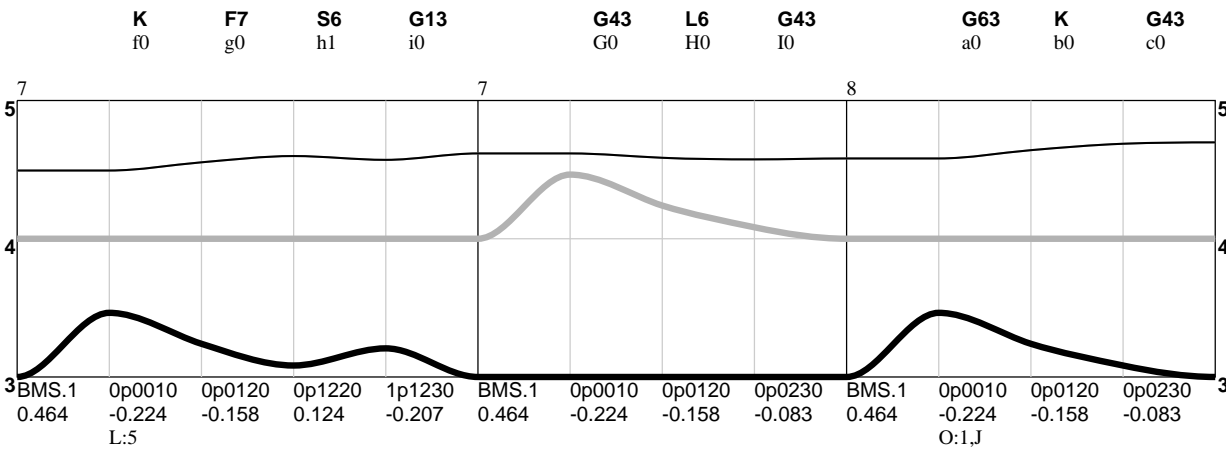
MIL vs SLN 1982 WS gm 7 10/20 (0) Wed



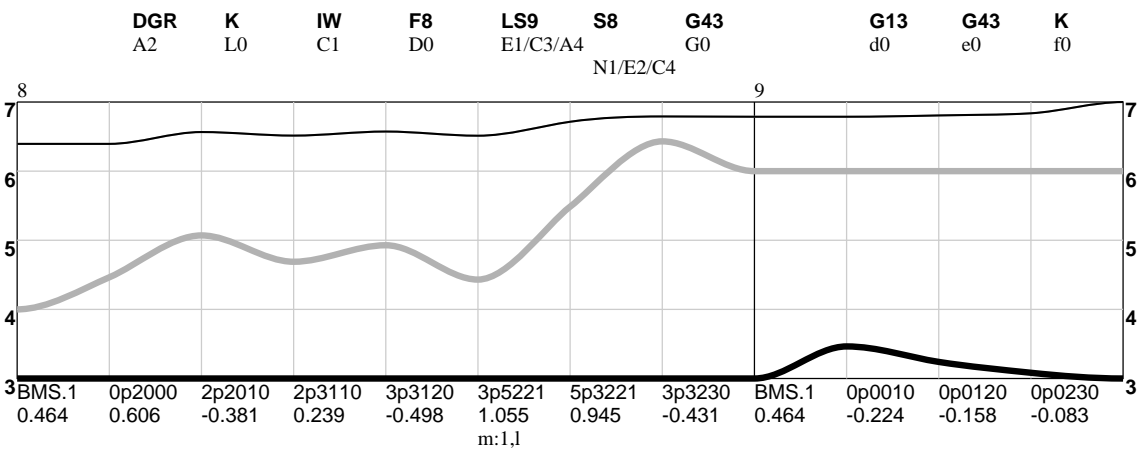
MIL vs SLN 1982 WS gm 7 10/20 (0) Wed



k:1,j K:11,B
L:12,K
M:11,F 1:k N:11,M



L:5
O:1,J



m:l,l

MIL vs SLN 1982 WS

MIL pa	o	br	R	ro	xo	nr	lb
47	27	21	10	26	1	20	10

Game 1 pa	o	br	r	ro	xo	nr	lb
78	54	25	10	53	1	24	14

SLN pa	o	br	R	ro	xo	nr	lb
31	27	4	0	27	0	4	4

br/pa	pa/3o	r/3o	nr/br	lb/nr	br/r
0.45	5.22	1.11	0.95	0.50	2.10

-.5	+.5	+1
2	8	4

T	X	!
150	7	4

-.5	+.5	+1
0	0	0

br/pa	pa/3o	r/3o	nr/br	lb/nr	br/r
0.13	3.44	0.00	1.00	1.00	#

MIL Hitting — gm 1

#	st	ACR	ACW	R	PA	O	BR	player
a	5	+0.993	+0.071	1.898	6'	2	4	Paul Molitor R
b	6	+1.781	+1.000	2.763	6+	3	4	Robin Yount R
c	3	-0.896	+0.355	-0.676	5	3	1	Cecil Cooper L
d	2	+0.206	-0.913	0.791	5'	4	2	Ted Simmons S
e	7	+0.144	+1.727	0.841	5'	3	2	Ben Oglivie L
f	8	+0.542	+1.165	1.018	5'	3	2	Gorman Thomas R
g	10	+0.111	+0.393	0.405	3'	2	1	Roy Howell L
h	9	-0.312	-0.238	0.164	5'	3	2	Charlie Moore R
i	4	+1.299	-0.134	2.057	5'	3	2	Jim Gantner L
k	g.	+1.449	+0.077	0.739	2'	1	1	Don Money R

SLN Hitting — gm 1

#	st	ACR	ACW	R	PA	O	BR	player
A	4	-0.652	-0.707	-0.183	4.	3	1	Tom Herr S
B	7	-0.875	-0.755	-0.165	4.	4		Lonnie Smith R
C	3	-0.664	-0.313	0	4.	4		Keith Hernandez L
D	9	-0.599	-0.668	0	4.	4		George Hendrick R
E	10	-0.658	-0.549	0	3.	3		Gene Tenace R
F	2	+0.670	+0.351	0.783	3.	1	2	Darrell Porter L
G	8	-1.062	-0.560	-0.513	3-	3		David Green R
H	5	-0.042	-0.561	0.497	3.	2	1	Ken Oberkfell L
I	6	-1.153	-0.585	-0.419	3.	3		Ozzie Smith S

MIL Pitching — gm 1

#	st	ACOR	ACW	R	PA	O	BR	player
j	1	-5.196	+0.500	0	31+	27	4	Mike Caldwell L

SLN Pitching — gm 1

#	st	ACOR	ACW	R	PA	O	BR	player
J	1	+4.667	-0.579	6.298	29,-	17	12	Bob Forsch R
K		-5.996	-0.014	-0.298	5	4	2	Jim Kaat L
L		+1.185	-0.061	1.141	9.,	5	4	Dave LaPoint L
M		+26.742	-0.040	2.859	4.	1	3	Jeff Lahti R

MIL pa	o	br	R	ro	xo	nr	lb
39	27	14	4	25	2	12	8

Game 2 pa	o	br	r	ro	xo	nr	lb
75	51	26	9	49	2	24	15

SLN pa	o	br	R	ro	xo	nr	lb
36	24	12	5	24	0	12	7

br/pa	pa/3o	r/3o	nr/br	lb/nr	br/r
0.36	4.33	0.44	0.86	0.67	3.50

-.5	+.5	+1
2	5	2

T	X	!
174	29	16

-.5	+.5	+1
2	5	2

br/pa	pa/3o	r/3o	nr/br	lb/nr	br/r
0.33	4.50	0.62	1.00	0.58	2.40

MIL Hitting — gm 2

#	st	ACR	ACW	R	PA	O	BR	player
a	5	-0.035	-0.077	0.783	5	4	2	Paul Molitor R
b	6	+0.426	+1.746	1.055	5	3	2	Robin Yount R
c	3	+1.291	+3.338	1.912	5	3	3	Cecil Cooper L
d	2	-0.510	+0.255	-0.214	4.	2	2	Ted Simmons S
e	7	-0.887	-3.119	-0.398	4-	4	1	Ben Oglivie L
f	8	-0.390	-1.708	0.046	4.	3	1	Gorman Thomas R
g	10	-0.847	-2.740	-0.113	4.	3		Roy Howell L
h	9	+0.860	+3.012	1.207	4	2	2	Charlie Moore R
i	4	-0.515	-1.376	-0.277	4.	3	1	Jim Gantner L

SLN Hitting — gm 2

#	st	ACR	ACW	R	PA	O	BR	player
A	4	+0.682	+1.930	1.143	4'	2	2	Tom Herr S
B	5	+1.672	+5.648	1.443	3'	1	2	Ken Oberkfell L
C	3	-0.257	-1.556	0.059	4	4	1	Keith Hernandez L
D	9	-0.693	-2.247	-0.065	4	2	1	George Hendrick R
E	2	+2.084	+11.112	2.341	4+	2	2	Darrell Porter L
F	7	+0.192	-0.853	0.413	4	3	1	Lonnie Smith R
G	10	+0.362	+0.316	0.506	2'	2	1	Dane Iorg L
H	8	-1.368	-3.102	-0.819	4	3		Willie McGee S
I	6	-1.072	-1.197	-0.657	4	2	1	Ozzie Smith S
N	G.	-0.952	-4.019	0	1	1		David Green R
O	B.	-1.833	-8.441	-0.403	1	1		Gene Tenace R
P	B.	+0.000						Mike Ramsey S
Q	G.	+4.255	+2.344	1.039	1'	1	1	Steve Braun L

MIL Pitching — gm 2

#	st	ACOR	ACW	R	PA	O	BR	player
j	1	+1.940	-1.190	4	24-	18	6	Don Sutton R
k		+0.001	-0.046	0.727	8,	4	4	Bob McClure L
l		+0.686	-0.809	0.273	4	2	2	Pete Ladd R

SLN Pitching — gm 2

#	st	ACOR	ACW	R	PA	O	BR	player
J	1	+3.350	-1.560	3.680	20,	12	9	John Stuper R
K		+1.747	-1.358	0.444	3,	2	1	Jim Kaat L
L		-4.464	+1.182	0.140	7,	6	1	Doug Bair R
M		-5.305	+2.337	-0.264	9+	7	3	Bruce Sutter R

MIL vs SLN 1982 WS

MIL pa	o	br	R	ro	xo	nr	lb	Game 3 pa	o	br	r	ro	xo	nr	lb	SLN pa	o	br	R	ro	xo	nr	lb
35	27	9	2	26	1	8	6	72	54	20	8	52	2	18	10	37	27	11	6	26	1	10	4
br/pa	pa/3o	r/3o	nr/br	lb/nr	br/r	-5	+5	+1	T	X	!	-5	+5	+1	br/pa	pa/3o	r/3o	nr/br	lb/nr	br/r			
0.26	3.89	0.22	0.89	0.75	4.50	4	2	1	173	13	7	1	5	4	0.30	4.11	0.67	0.91	0.40	1.83			

MIL Hitting — gm 3

#	st	ACR	ACW	R	PA	O	BR	player
A	5	-1.723	-3.974	-1.012	4-	4		Paul Molitor R
B	6	-1.379	-3.088	-0.719	4.	3	1	Robin Yount R
C	3	+1.364	-0.961	1.901	4	3	1	Cecil Cooper L
D	2	-0.245	-1.241	0.316	4.	3	1	Ted Simmons S
E	7	-0.243	-0.669	0.251	4.	3	1	Ben Oglivie L
F	8	-0.439	-0.335	0.077	4.	3	1	Gorman Thomas R
G	10	-0.905	-1.686	0	2.	2		Roy Howell L
H	9	-0.985	+0.480	-0.642	4.	3	1	Charlie Moore R
I	4	+1.581	+4.633	1.544	3	2	2	Jim Gantner L
K	G.	+0.198	-0.127	0.285	2.	1	1	Don Money R

MIL Pitching — gm 3

#	st	ACOR	ACW	R	PA	O	BR	player
J	1	+2.357	-0.131	6.866	36,-	26	11	Pete Vuckovich R
L		-34.075	+0.545	-0.866	1	1		Bob McClure L

SLN Hitting — gm 3

#	st	ACR	ACW	R	PA	O	BR	player
a	4	-1.337	-0.907	-0.866	5	5		Tom Herr S
b	5	-0.905	-1.319	0	4	4		Ken Oberkfell L
c	3	-0.580	-0.931	0	4	4		Keith Hernandez L
d	9	+0.692	+1.614	1.084	4'	2	3	George Hendrick R
e	2	-1.147	-1.398	-0.338	4	4		Darrell Porter L
f	7	+0.833	+1.573	1.275	4'	2	2	Lonnie Smith R
g	10	+0.439	+0.853	0.664	4'	2	2	Dane Iorg L
h	8	+3.166	+2.945	3.338	4+	1	3	Willie McGee S
i	6	+0.583	-0.374	0.842	4'	3	1	Ozzie Smith S
n	f.	+0.000						David Green R

SLN Pitching — gm 3

#	st	ACOR	ACW	R	PA	O	BR	player
j	1	-5.350	+1.217	0.378	22,+	19	4	Joaquin Andujar R
k		-0.868	+0.121	0.075	2,	1	1	Jim Kaat L
l		+14.303	-0.204	0.405	1,		1	Doug Bair R
m		+0.372	+0.206	1.141	10'	7	3	Bruce Sutter R

MIL pa	o	br	R	ro	xo	nr	lb	Game 4 pa	o	br	r	ro	xo	nr	lb	SLN pa	o	br	R	ro	xo	nr	lb
37	24	15	7	22	2	13	6	75	51	29	12	46	5	24	12	38	27	14	5	24	3	11	6
br/pa	pa/3o	r/3o	nr/br	lb/nr	br/r	-5	+5	+1	T	X	!	-5	+5	+1	br/pa	pa/3o	r/3o	nr/br	lb/nr	br/r			
0.41	4.62	0.88	0.87	0.46	2.14	4	6	3	184	31	16	4	6	2	0.37	4.22	0.56	0.79	0.55	2.80			

MIL Hitting — gm 4

#	st	ACR	ACW	R	PA	O	BR	player
A	5	-0.276	-0.467	0.215	5	4	1	Paul Molitor R
B	6	+1.616	+9.997	2.113	4+	3	2	Robin Yount R
C	3	+0.661	+4.999	1.055	4'	2	2	Cecil Cooper L
D	2	+0.319	+0.296	0.712	4'	2	2	Ted Simmons S
E	8	+0.946	-1.484	1.386	4'	3	1	Gorman Thomas R
F	7	+0.293	+0.337	0.488	4	1	3	Ben Oglivie L
G	10	-0.154	+2.214	0.056	4	2	2	Don Money R
H	9	-0.456	-0.717	0.206	4	4	1	Charlie Moore R
I	4	+0.147	+0.802	0.769	4'	3	1	Jim Gantner L

MIL Pitching — gm 4

#	st	ACOR	ACW	R	PA	O	BR	player
J	1	+4.004	-1.880	5.577	25,	16	10	Moose Haas R
K		-2.193	-0.014	0.493	9,+	6	4	Jim Slaton R
L		-16.968	+1.809	-1.070	4'	5		Bob McClure L

SLN Hitting — gm 4

#	st	ACR	ACW	R	PA	O	BR	player
a	4	-0.597	+0.429	-0.080	5.	5		Tom Herr S
b	5	+0.935	+1.914	1.370	4	2	3	Ken Oberkfell L
c	3	-0.436	+0.741	0.192	4.	3	1	Keith Hernandez L
d	9	+0.373	+1.828	0.600	4.	4	1	George Hendrick R
e	2	+0.232	+0.047	0.866	4	2	2	Darrell Porter L
f	7	-0.654	-0.227	-0.221	4.	2	1	Lonnie Smith R
g	10	+1.437	+2.788	1.841	4	2	2	Dane Iorg L
h	8	-1.251	-0.779	-0.627	4-	3	1	Willie McGee S
i	6	+0.558	+1.766	1.061	4	2	3	Ozzie Smith S
n	g.	+0.000					1	David Green R
o	b.	-0.399	-2.540	0	1.	1		Gene Tenace R

SLN Pitching — gm 4

#	st	ACOR	ACW	R	PA	O	BR	player
j	1	-1.346	+0.837	2.604	27,	20	9	Dave LaPoint L
k		+35.272	-23.838	1.866	2,-		2	Doug Bair R
l		+44.339	-30.477	1.170	1,.		1	Jim Kaat L
m		+4.347	-1.507	1.361	7.	4	3	Jeff Lahti R

MIL vs SLN 1982 WS

MIL pa	o	br	R	ro	xo	nr	lb	Game 5 pa	o	br	r	ro	xo	nr	lb	SLN pa	o	br	R	ro	xo	nr	lb
37	24	15	6	22	2	13	7	80	51	33	10	47	4	29	19	43	27	18	4	25	2	16	12
br/pa	pa/3o	r/3o	nr/br	lb/nr	br/r	-5	+5	+1	T	X	!	-5	+5	+1	br/pa	pa/3o	r/3o	nr/br	lb/nr	br/r			
0.41	4.62	0.75	0.87	0.54	2.50	4	7	3	182	10	5	6	5	1	0.42	4.78	0.44	0.89	0.75	4.50			

MIL Hitting — gm 5

#	st	ACR	ACW	R	PA	O	BR	player
A	5	-0.074	+0.454	0.481	5	2	2	Paul Molitor R
B	6	+3.107	+3.561	3.147	4+		4	Robin Yount R
C	3	+0.003	+0.585	0.229	4	3	1	Cecil Cooper L
D	2	-0.455	-0.370	0.020	4	3	1	Ted Simmons S
E	7	-0.559	-0.425	-0.172	4	3	2	Ben Oglivie L
F	8	-1.074	-0.925	-0.248	4	4	1	Gorman Thomas R
G	10	-0.878	-0.428	-0.227	4	3	1	Don Money R
H	9	+1.623	+0.943	1.861	4	2	2	Charlie Moore R
I	4	+0.287	-0.635	0.909	4	4	1	Jim Gantner L

SLN Hitting — gm 5

#	st	ACR	ACW	R	PA	O	BR	player
a	10	-0.226	+0.898	0.791	5	5	2	Lonnie Smith R
b	7	-0.165	-0.847	0.249	5	3	2	David Green R
c	3	+1.481	+1.798	2.073	5	1	4	Keith Hernandez L
d	9	+1.324	+0.941	1.756	5	1	3	George Hendrick R
e	2	-0.937	-1.992	-0.502	5-	4	1	Darrell Porter L
f	8	-0.736	-0.740	-0.068	5	5	1	Willie McGee S
g	5	+0.395	+0.460	0.656	4	4	3	Ken Oberkfell L
h	4	-0.372	+0.263	-0.060	4	1	1	Tom Herr S
i	6	-1.117	-1.795	-0.474	4	2	1	Ozzie Smith S
l	e,	+0.000						Mike Ramsey S
m	g.	-2.197	-2.989	-0.423	1.	1		Gene Tenace R

MIL Pitching — gm 5

#	st	ACOR	ACW	R	PA	O	BR	player	
J	1	-0.107	+0.211	4.396	40,	+	25	17	Mike Caldwell L
K		-7.169	+1.156	-0.396	3		2	1	Bob McClure L

SLN Pitching — gm 5

#	st	ACOR	ACW	R	PA	O	BR	player
j	1	+0.466	-0.398	4	30-	21	11	Bob Forsch R
k		+8.100	-0.337	2	7.	3	4	Bruce Sutter R

MIL pa	o	br	R	ro	xo	nr	lb	Game 6 pa	o	br	r	ro	xo	nr	lb	SLN pa	o	br	R	ro	xo	nr	lb
32	27	7	1	25	2	5	4	72	51	24	14	48	3	21	7	40	24	17	13	23	1	16	3
br/pa	pa/3o	r/3o	nr/br	lb/nr	br/r	-5	+5	+1	T	X	!	-5	+5	+1	br/pa	pa/3o	r/3o	nr/br	lb/nr	br/r			
0.22	3.56	0.11	0.71	0.80	7.00	3	3	0	141	8	5	1	11	6	0.42	5.00	1.62	0.94	0.19	1.31			

MIL Hitting — gm 6

#	st	ACR	ACW	R	PA	O	BR	player
a	5	+0.020	-1.006	0.640	4.	3	1	Paul Molitor R
b	6	-1.049	-0.613	-0.306	4.	4		Robin Yount R
c	3	-0.817	-0.471	-0.213	4.	4		Cecil Cooper L
d	2	+0.324	+1.196	0.468	3.	2	1	Ted Simmons S
e	7	-0.265	+1.648	0.314	4.	4	1	Ben Oglivie L
f	8	-0.632	-2.129	-0.135	3.	2	1	Gorman Thomas R
g	10	-1.865	-2.861	-0.913	3-	3		Don Money R
h	9	-0.052	+0.488	0.382	3.	3	1	Charlie Moore R
i	4	+0.376	-0.502	0.609	3.	2	1	Jim Gantner L
m	d.	+0.476	+0.005	0.153	1.		1	Ned Yost R
n	f;	+0.000						Marshall Edwards L

SLN Hitting — gm 6

#	st	ACR	ACW	R	PA	O	BR	player
A	7	+0.614	-0.199	0.963	3	2	2	Lonnie Smith R
B	5	-1.054	-0.484	-0.700	5	4	1	Ken Oberkfell L
C	3	+2.119	-0.055	2.908	5	3	2	Keith Hernandez L
D	9	+0.979	-0.143	1.612	5	2	2	George Hendrick R
E	2	+2.917	+0.259	3.059	4+	2	2	Darrell Porter L
F	10	+1.811	+0.898	1.855	4	1	3	Dane Iorg L
G	8	+1.148	+1.844	1.435	4	3	2	Willie McGee S
H	4	+2.064	+1.471	2.333	4	2	2	Tom Herr S
I	6	-1.004	-0.261	-0.702	4	4		Ozzie Smith S
K	A.	-0.140	+0.047	0.237	2	1	1	David Green R
L	E.	+0.000						Glenn Brummer R

MIL Pitching — gm 6

#	st	ACOR	ACW	R	PA	O	BR	player
j	1	+8.972	-0.545	7.079	21,-	13	9	Don Sutton R
k		-4.603	-0.028	-0.079	2		2	Jim Slaton R
l		+14.940	-0.104	6	13.	6	7	Doc Medich R
o		-4.442	-0.046	0	4	3	1	Dwight Bernard R

SLN Pitching — gm 6

#	st	ACOR	ACW	R	PA	O	BR	player
J	1	-3.801	+0.412	1	32+	27	7	John Stuper R

MIL vs SLN 1982 WS

MIL pa	o	br	R	ro	xo	nr	lb	Game 7 pa	o	br	r	ro	xo	nr	lb	SLN pa	o	br	R	ro	xo	nr	lb
33	27	6	3	27	0	6	3	76	51	25	9	51	0	25	16	43	24	19	6	24	0	19	13
br/pa	pa/3o	r/3o	nr/br	lb/nr	br/r	-.5	+.5	+1	T	X	!	-.5	+.5	+1	br/pa	pa/3o	r/3o	nr/br	lb/nr	br/r			
0.18	3.67	0.33	1.00	0.50	2.00	0	4	2	170	22	12	2	8	2	0.44	5.38	0.75	1.00	0.68	3.17			

MIL Hitting — gm 7

#	st	ACR	ACW	R	PA	O	BR	player
a	5	+1.007	+5.486	1.561	4	3	2	Paul Molitor R
b	6	+0.009	+0.955	0.492	4.	4	1	Robin Yount R
c	3	-0.744	-1.718	-0.321	4-		3	Cecil Cooper L
d	2	-1.019	-1.899	-0.270	4.	4		Ted Simmons S
e	7	+0.508	+1.775	0.988	4	2	1	Ben Oglivie L
f	8	-0.652	-1.682	-0.112	4.	4		Gorman Thomas R
g	10	-0.765	-1.652	0	3.	3		Roy Howell L
h	9	-0.165	-0.481	0.165	3.	2	1	Charlie Moore R
i	4	+0.449	+3.266	0.496	3.	2	1	Jim Gantner L

SLN Hitting — gm 7

#	st	ACR	ACW	R	PA	O	BR	player
A	7	+1.021	+3.570	1.668	5'	3	3	Lonnie Smith R
B	5	-1.168	-1.694	-0.363	3	2		Ken Oberkfell L
C	3	+1.510	+5.434	2.056	5+	1	4	Keith Hernandez L
D	9	+0.149	+0.480	0.597	5'	4	2	George Hendrick R
E	2	-0.067	-1.097	0.410	5'	3	1	Darrell Porter L
F	10	-0.318	-0.623	-0.021	3	1	2	Dane Iorg L
G	8	-0.656	-0.542	-0.325	5	4	1	Willie McGee S
H	4	+0.772	+0.553	1.209	4'	2	2	Tom Herr S
I	6	+0.079	+1.275	0.286	4'	2	2	Ozzie Smith S
K B.		+0.671	+4.050	0.184	1'		1	Gene Tenace R
L B.		-1.620	-0.613	-0.269	1	1		Mike Ramsey S
M F.		+0.000						David Green R
N F.		+0.975	-0.876	0.569	2'	1	1	Steve Braun L

MIL Pitching — gm 7

#	st	ACOR	ACW	R	PA	O	BR	player
j	1	-0.445	-0.283	2.271	28,-	16	12	Pete Vuckovich R
k		+19.406	-8.074	2.132	4.,	1	3	Bob McClure L
l		-4.708	+0.266	-0.055	8,	6	2	Moose Haas R
m		+20.031	-1.057	1.652	3.	1	2	Mike Caldwell L

SLN Pitching — gm 7

#	st	ACOR	ACW	R	PA	O	BR	player
J	1	-0.352	-0.754	3	27+	21	6	Joaquin Andujar R
O		-5.923	+0.881	0	6'	6		Bruce Sutter R

MIL Hitting — RS

ACR	ACW	PA	BR	/pa	w	l	player
+0.345	+0.380	704>	276	0.39	12	8	Robin Yount R
+0.331	+0.614	313	115	0.37	6	1	Don Money R
+0.232	+0.561	696	244	0.35	12	5	Cecil Cooper L
+0.150	+0.294	666	236	0.35	15	6	Gorman Thomas R
+0.145	+0.336	751	283	0.38	11	6	Paul Molitor R
+0.128	+0.465	677	229	0.34	11	10	Ben Oglivie L
+0.076	-0.090	581	187	0.32	6	8	Ted Simmons S
+0.031	+0.124	326	99	0.30	5	2	Roy Howell L
+0.000	-0.082	485	164	0.34	8	5	Jim Gantner L
-0.126	-0.176	492	152	0.31	6	8	Charlie Moore R
-0.128	-0.014	107	34	0.32	2	1	Ned Yost R
-0.362	-0.132	189	48	0.25	1	3	Marshall Edwards L

SLN Hitting — RS

ACR	ACW	PA	BR	/pa	w	l	player
+0.230	-0.144	165	73	0.44	6	2	Gene Tenace R
+0.230	+0.493	672>	256	0.38	15	7	Lonnie Smith R
+0.210	+0.490	694	279	0.40	10	9	Keith Hernandez L
+0.099	-0.144	569	188	0.33	14	9	George Hendrick R
+0.068	+0.363	439	148	0.34	9	4	Willie McGee S
+0.052	+0.595	178	59	0.33	1	1	David Green R
+0.039	+0.026	445	154	0.35	8	6	Darrell Porter L
+0.034	+0.337	516	181	0.35	7	9	Ken Oberkfell L
+0.020	+0.531	264	94	0.36	4	3	Dane Iorg L
+0.007	+0.011	561	193	0.34	8	3	Tom Herr S
-0.045	+0.524	73	28	0.38		1	Steve Braun L
-0.078	-0.391	567	194	0.34	4	5	Ozzie Smith S
-0.089	-0.425	64	17	0.27		1	Glenn Brummer R
-0.180	-0.289	290	80	0.28	1	5	Mike Ramsey S

MIL RS hitting vs L R

player	LACR	Lpa	RACR	Rpa
Roy Howell L	+0.523	25	-0.024	301
Robin Yount R	+0.498	231	+0.232	473
Gorman Thomas R	+0.268	236	+0.104	430
Charlie Moore R	-0.040	189	-0.134	303
Paul Molitor R	+0.037	248	+0.125	503
Jim Gantner L	-0.073	141	+0.020	344
Ted Simmons S	+0.004	201	+0.098	380
Cecil Cooper L	+0.167	253	+0.265	443
Don Money R	+0.275	197	+0.457	116
Ben Oglivie L	-0.040	240	+0.226	437
Marshall Edwards L	-0.722	18	-0.344	171
Ned Yost R	-0.614	50	+0.308	57

SLN RS hitting vs L R

player	LACR	Lpa	RACR	Rpa
Glenn Brummer R	+0.164	27	-0.381	37
Dane Iorg L	+0.248	5	+0.019	259
Lonnie Smith R	+0.271	214	+0.139	458
Willie McGee S	+0.155	125	+0.057	314
David Green R	+0.059	90	-0.027	88
Ozzie Smith S	-0.072	185	-0.136	382
George Hendrick R	+0.058	187	+0.103	382
Ken Oberkfell L	-0.035	137	+0.070	379
Darrell Porter L	-0.063	84	+0.057	361
Mike Ramsey S	-0.229	127	-0.097	163
Tom Herr S	-0.188	161	+0.039	400
Keith Hernandez L	+0.031	229	+0.271	465
Gene Tenace R	+0.097	126	+0.605	39
Steve Braun L	-0.674	1	-0.052	72

MIL vs SLN 1982 WS

MIL 1982 ERD probabilities

player	%	-.5	-.2	-0	+0	+2	+5	+1	si
Robin Yount R	7	36	57	43	35	17	8	33	
Don Money R	7	38	62	37	34	18	10	38	
Paul Molitor R	6	43	56	43	34	11	5	20	
Cecil Cooper L	7	42	63	37	30	16	9	33	
Jim Gantner L	6	41	63	36	29	12	4	19	
Gorman Thomas R	7	43	63	36	30	13	9	30	
Ben Oglivie L	6	43	64	35	28	13	8	29	
Roy Howell L	5	42	68	32	25	11	6	23	
Ted Simmons S	7	45	66	34	29	13	8	29	
Charlie Moore R	7	44	65	34	27	12	5	22	
Marshall Edwards L	8	50	68	29	24	8	3	14	

SLN 1982 ERD probabilities

player	%	-.5	-.2	-0	+0	+2	+5	+1	si
Lonnie Smith R	6	34	52	45	34	12	4	21	
Keith Hernandez L	5	32	55	44	30	13	5	24	
Gene Tenace R	5	37	56	44	32	14	6	27	
Tom Herr S	4	38	59	39	30	8	3	13	
Ken Oberkfell L	5	39	60	38	30	11	3	18	
Ozzie Smith S	5	38	59	40	29	9	4	17	
Dane Iorg L	6	40	61	39	31	14	5	25	
Willie McGee S	6	40	60	37	29	12	6	24	
Mike Ramsey S	6	37	67	31	23	9	2	14	
Darrell Porter L	4	45	63	37	30	12	6	25	
George Hendrick R	7	45	64	36	30	15	8	30	
David Green R	4	42	61	38	26	13	6	24	

MIL 1982 Baserunning

player	BCR	PA
Paul Molitor R	+0.197	548
Cecil Cooper L	+0.171	454
Robin Yount R	+0.155	527
Don Money R	+0.079	208
Marshall Edwards L	+0.074	119
Ted Simmons S	+0.035	343
Roy Howell L	+0.021	167
Ned Yost R	-0.002	79
Gorman Thomas R	-0.025	364
Charlie Moore R	-0.051	322
Jim Gantner L	-0.098	338
Ben Oglivie L	-0.144	388

SLN 1982 Baserunning

player	BCR	PA
Dave LaPoint L	+0.687	6
Lonnie Smith R	+0.406	461
Bruce Sutter R	+0.250	7
David Green R	+0.178	117
Tom Herr S	+0.160	417
Bob Forsch R	+0.079	41
George Hendrick R	+0.078	382
Ken Oberkfell L	+0.064	400
Steve Braun L	+0.035	39
Keith Hernandez L	+0.017	534
Ozzie Smith S	-0.033	432
Dane Iorg L	-0.051	172
Willie McGee S	-0.081	301
Darrell Porter L	-0.087	300
Gene Tenace R	-0.207	117
Mike Ramsey S	-0.304	152
Glenn Brummer R	-0.343	44
Jeff Lahti R	-0.946	3
Joaquin Andujar R	-0.957	30
Doug Bair R	-1.151	5
John Stuper R	-1.328	11
Jim Kaat L	-2.263	3

MIL 1982 Catching

player	FCOR	PA
Ted Simmons S	-0.023	4941
Ned Yost R	+0.710	1149
Charlie Moore R	+1.166	606

SLN 1982 Catching

player	FCOR	PA
Glenn Brummer R	-0.408	761
Darrell Porter L	+0.052	4241
Gene Tenace R	+0.066	1176

MIL 1982 Infielding

player	FCOR	PA
Jim Gantner L	+0.053	5232
Cecil Cooper L	+0.087	6245
Robin Yount R	+0.132	6188
Paul Molitor R	+0.254	6282
Don Money R	+1.021	881
Roy Howell L	+1.934	114
Charlie Moore R	+7.349	17

SLN 1982 Infielding

player	FCOR	PA
Mike Ramsey S	-0.232	2717
Tom Herr S	-0.102	4862
Keith Hernandez L	-0.066	6084
Ozzie Smith S	+0.030	5592
Ken Oberkfell L	+0.117	5134
Steve Braun L	+0.377	120
Dane Iorg L	+0.441	303
Gene Tenace R	+0.839	155

MIL vs SLN 1982 WS

MIL 1982 Outfielding

player	FCOR	PA
Marshall Edwards L	-0.412	1757
Ben Oglivie L	+0.202	6344
Gorman Thomas R	+0.266	6339
Charlie Moore R	+0.340	4412
Roy Howell L	+4.925	29

SLN 1982 Outfielding

player	FCOR	PA
Mike Ramsey S	-2.921	12
George Hendrick R	-0.103	5135
Willie McGee S	-0.083	4133
Lonnie Smith R	+0.032	5563
Dane Iorg L	+0.086	1761
David Green R	+0.120	1761
Keith Hernandez L	+1.181	120
Steve Braun L	+2.438	129

MIL Pitching — RS

ACOR	ACW	PA	O	pa/3	w	l	cg	player
-1.206	-0.699	75	54	4.17	2			Pete Ladd R
-1.128	+0.025	228	164	4.17	5	1	2	Don Sutton R
-0.710	-0.037	494	353	4.20	8	3		Jim Slaton R
-0.659	+0.054	971>	671	4.34	18	8	8	Pete Vuckovich R
-0.441	-0.110	1064	774	4.12	17	16	12	Mike Caldwell L
-0.122	+0.028	825	580	4.27	15	10	3	Moose Haas R
+0.032	-0.267	734	518	4.25	13	8	5	Bob McClure L
+0.115	-0.045	335	237	4.24	1			Dwight Bernard R
+0.449	-0.308	271	189	4.30	5	5	1	Doc Medich R

SLN Pitching — RS

ACOR	ACW	PA	O	pa/3	w	l	cg	player
-1.827	+0.472	372	275	4.06	5	2		Doug Bair R
-1.468	+0.162	1054>	797	3.97	17	16	9	Joaquin Andujar R
-0.811	-0.465	424	307	4.14	4	4		Bruce Sutter R
-0.756	+0.066	245	170	4.32	3	1		Jeff Lahti R
-0.521	+0.086	578	410	4.23	9	9	2	John Stuper R
-0.504	+0.048	962	699	4.13	19	12	6	Bob Forsch R
-0.428	+0.029	656	458	4.30	12	3		Dave LaPoint L
+0.745	-0.110	323	225	4.31	3	3		Jim Kaat L

MIL 1982 ERD probabilities

player	%	-.5	-.2	0	+0	+2	+5	+1	si
Jim Slaton R	8	45	66	34	27	10	5	20	
Pete Vuckovich R	9	44	62	38	29	11	4	20	
Bob McClure L	8	41	65	35	28	11	5	20	
Mike Caldwell L	8	43	66	34	27	12	5	23	
Don Sutton R	7	44	66	34	28	10	6	23	
Dwight Bernard R	8	44	66	34	28	12	7	27	
Moose Haas R	7	42	64	36	28	12	5	21	
Doc Medich R	5	40	60	40	30	12	5	23	

SLN 1982 ERD probabilities

player	%	-.5	-.2	0	+0	+2	+5	+1	si
Bruce Sutter R	8	40	67	33	24	11	6	22	
Doug Bair R	6	40	67	33	24	8	4	17	
Dave LaPoint L	7	42	62	38	31	11	4	18	
Joaquin Andujar R	5	40	70	30	23	9	3	15	
John Stuper R	6	40	65	35	27	10	5	20	
Jeff Lahti R	5	40	63	37	27	10	4	19	
Bob Forsch R	5	39	66	34	26	10	4	18	
Jim Kaat L	8	43	62	38	30	14	7	28	

MIL Hitting — PS

ACR	ACW	PA	BR	/pa	w	l	player
+0.476	+0.005	1	1	1.00			Ned Yost R
+0.443	+0.161	1	0	0.00			Marshall Edwards L
+0.260	+1.090	52>	23	0.44	3	0	Robin Yount R
+0.235	+0.063	54	21	0.39	1	1	Paul Molitor R
+0.215	+0.524	43	13	0.30	0	1	Jim Gantner L
+0.155	+0.517	44	18	0.41			Charlie Moore R
+0.021	+0.934	50	12	0.24	1	2	Cecil Cooper L
-0.027	-0.305	30	10	0.33	0	1	Don Money R
-0.126	+0.244	45	14	0.31	0	1	Ben Oglivie L
-0.220	-0.480	46	10	0.22			Gorman Thomas R
-0.309	-0.539	48	13	0.27			Ted Simmons S
-0.619	-1.296	15	1	0.07			Roy Howell L

SLN Hitting — PS

ACR	ACW	PA	BR	/pa	w	l	player
+0.894	-3.623	4	2	0.50			Steve Braun L
+0.854	+0.995	17	10	0.59			Dane Iorg L
+0.699	+1.614	43>	19	0.44	3	1	Darrell Porter L
+0.382	+0.522	45	18	0.40	1	0	Keith Hernandez L
+0.200	+1.007	45	17	0.38			George Hendrick R
+0.161	-0.198	39	12	0.31	3	1	Willie McGee S
+0.124	+0.414	43	15	0.35			Lonnie Smith R
+0.005	+0.088	41	15	0.37			Ken Oberkfell L
-0.011	+0.106	40	16	0.40			Ozzie Smith S
-0.149	-0.077	45	12	0.27			Tom Herr S
-0.375	-0.447	12	4	0.33	0	1	David Green R
-0.819	-1.652	7	1	0.14			Gene Tenace R
-1.620	-0.613	1	0	0.00			Mike Ramsey S

MIL Pitching — PS

ACOR	ACW	PA	O	pa/3	w	l	cg	player
-6.097	+0.732	14>	12	3.50				Pete Ladd R
-5.274	-0.086	7	6	3.50				Dwight Bernard R
-2.737	-0.457	26	18	4.33	1	0	0	Bob McClure L
-0.554	-0.049	29	22	3.95	1	0	0	Jim Slaton R
+0.468	-0.172	92	62	4.45	2	1	1	Mike Caldwell L
+0.553	-0.249	126	85	4.45	0	3	1	Pete Vuckovich R
+1.620	-0.568	65	44	4.43	1	0	0	Moose Haas R
+2.648	-0.284	77	54	4.28	1	2	0	Don Sutton R
+14.940	-0.104	13	6	6.50				Doc Medich R

SLN Pitching — PS

ACOR	ACW	PA	O	pa/3	w	l	cg	player
-3.280	+1.581	44	36	3.67	2	0	0	Bruce Sutter R
-2.364	+0.219	74>	60	3.70	3	0	0	Joaquin Andujar R
-0.713	+0.612	36	25	4.32				Dave LaPoint L
-0.618	-0.414	75	57	3.95	1	0	1	John Stuper R
-0.119	-0.054	89	65	4.11	1	2	1	Bob Forsch R
+1.624	-3.125	11	7	4.71				Jim Kaat L
+4.166	-3.212	18	9	6.00	0	1	0	Doug Bair R
+12.491	-0.974	11	5	6.60				Jeff Lahti R

MIL vs SLN 1982 WS

MIL Hitting — LCS

ACR	ACW	PA	BR	/pa	w	l	player
+0.546	+0.068	21^	9	0.43	1		Paul Molitor R
+0.443	+0.161	1	0	0.00			Marshall Edwards L
+0.374	-0.507	15	5	0.33			Don Money R
+0.286	+0.533	17	8	0.47			Charlie Moore R
-0.111	+0.258	16	3	0.19			Ben Oglivie L
-0.139	+0.926	20	4	0.20	1	1	Cecil Cooper L
-0.244	+0.345	17	4	0.24		1	Jim Gantner L
-0.249	+0.167	18	3	0.17			Gorman Thomas R
-0.405	-0.062	21	9	0.43			Robin Yount R
-0.460	-0.653	20	4	0.20			Ted Simmons S
-0.709	-0.443	3	0	0.00			Roy Howell L

MIL Pitching — LCS

ACOR	ACW	PA	O	pa/3	w	l	cg	player
-8.810	+1.349	10^	10	3.00				Pete Ladd R
-6.382	-0.138	3	3	3.00				Dwight Bernard R
-4.225	+1.588	6	5	3.60	1			Bob McClure L
-0.971	+0.567	32	23	4.17	1			Don Sutton R
-0.045	-0.303	62	43	4.33	1	1		Pete Vuckovich R
+0.715	-0.069	18	14	3.86				Jim Slaton R
+1.338	+0.248	32	22	4.36	1			Moose Haas R
+8.238	-2.034	18	9	6.00		1		Mike Caldwell L

MIL Hitting — WS

ACR	ACW	PA	BR	/pa	w	l	player
+0.711	+1.870	31>	14	0.45	3		Robin Yount R
+0.515	+0.642	26	9	0.35			Jim Gantner L
+0.476	+0.005	1	1	1.00			Ned Yost R
+0.128	+0.940	30	8	0.27		1	Cecil Cooper L
+0.073	+0.508	27	10	0.37			Charlie Moore R
+0.038	+0.060	33	12	0.36		1	Paul Molitor R
-0.134	+0.235	29	11	0.38		1	Ben Oglivie L
-0.201	-0.896	28	7	0.25			Gorman Thomas R
-0.201	-0.458	28	9	0.32			Ted Simmons S
-0.428	-0.103	15	5	0.33		1	Don Money R
-0.597	-1.509	12	1	0.08			Roy Howell L

MIL Pitching — WS

ACOR	ACW	PA	O	pa/3	w	l	cg	player
-4.442	-0.046	4	3	4.00				Dwight Bernard R
-2.631	-0.016	11	8	4.12	1			Jim Slaton R
-2.291	-1.071	20	13	4.62				Bob McClure L
-1.423	+0.281	74>	53	4.19	2		1	Mike Caldwell L
+0.686	-0.809	4	2	6.00				Pete Ladd R
+1.132	-0.198	64	42	4.57		2		Pete Vuckovich R
+1.892	-1.360	33	22	4.50				Moose Haas R
+5.222	-0.889	45	31	4.35		2		Don Sutton R
+14.940	-0.104	13	6	6.50				Doc Medich R

SLN Hitting — LCS

ACR	ACW	PA	BR	/pa	w	l	player
+1.195	+3.123	14^	9	0.64	1		Darrell Porter L
+0.838	+0.641	13	8	0.62			Ozzie Smith S
+0.741	+4.477	1	1	1.00			David Green R
+0.497	-0.379	13	4	0.31	2		Willie McGee S
+0.161	-0.558	15	5	0.33			Ken Oberkfell L
+0.108	-0.207	14	4	0.29			Lonnie Smith R
-0.042	-0.298	14	6	0.43			Keith Hernandez L
-0.166	+2.629	14	5	0.36			George Hendrick R
-0.467	-1.007	15	4	0.27			Tom Herr S
-2.631	-15.082	1	0	0.00			Steve Braun L

SLN Pitching — LCS

ACOR	ACW	PA	O	pa/3	w	l	cg	player
-10.120	+3.629	12	13	2.77	1			Bruce Sutter R
-5.331	+0.797	30^	27	3.33	1		1	Bob Forsch R
-1.908	+0.390	25	20	3.75	1			Joaquin Andujar R
+0.359	-0.566	23	18	3.83				John Stuper R
+2.674	-2.277	8	3	8.00				Doug Bair R

SLN Hitting — WS

ACR	ACW	PA	BR	/pa	w	l	player
+2.069	+0.197	3	2	0.67			Steve Braun L
+0.854	+0.995	17	10	0.59			Dane Iorg L
+0.574	+0.892	31*	12	0.39	1		Keith Hernandez L
+0.460	+0.886	29	10	0.34	2	1	Darrell Porter L
+0.366	+0.274	31	12	0.39			George Hendrick R
+0.131	+0.714	29	11	0.38			Lonnie Smith R
+0.010	+0.388	30	8	0.27			Tom Herr S
-0.007	-0.107	26	8	0.31	1	1	Willie McGee S
-0.084	+0.461	26	10	0.38			Ken Oberkfell L
-0.420	-0.152	27	8	0.30			Ozzie Smith S
-0.477	-0.895	11	3	0.27		1	David Green R
-0.819	-1.652	7	1	0.14			Gene Tenace R
-1.620	-0.613	1	0	0.00			Mike Ramsey S

SLN Pitching — WS

ACOR	ACW	PA	O	pa/3	w	l	cg	player
-2.596	+0.131	49*	40	3.67	2			Joaquin Andujar R
-1.051	-0.347	52	39	4.00	1		1	John Stuper R
-0.715	+0.813	32	23	4.17	1			Bruce Sutter R
-0.713	+0.612	36	25	4.32				Dave LaPoint L
+1.624	-3.125	11	7	4.71				Jim Kaat L
+2.531	-0.487	59	38	4.66		2		Bob Forsch R
+5.360	-3.961	10	6	5.00		1		Doug Bair R
+12.491	-0.974	11	5	6.60				Jeff Lahti R

MIL vs SLN 1982 WS

MIL Hitting — Career

ACR	rank / 2348	player
+0.153	288	Paul Molitor R
+0.133	387	Ted Simmons S
+0.118	474	Cecil Cooper L
+0.093	609	Robin Yount R
+0.084	664	Ben Oglivie L
+0.032	1103	Don Money R
+0.030	1121	Gorman Thomas R
+0.005	1362	Roy Howell L
-0.089	2016	Charlie Moore R
-0.091	2025	Jim Gantner L

MIL Hitting for wins — Career

ACW	rank / 2342	player
+0.369	290	Ben Oglivie L
+0.321	402	Paul Molitor R
+0.277	548	Cecil Cooper L
+0.273	560	Ted Simmons S
+0.168	984	Robin Yount R
+0.131	1159	Roy Howell L
+0.119	1211	Don Money R
+0.116	1230	Gorman Thomas R
+0.074	1444	Charlie Moore R
-0.049	1935	Jim Gantner L

MIL Pitching — Career

ACOR	rank / 2194	player
-0.454	450	Don Sutton R
-0.152	931	Moose Haas R
-0.144	942	Bob McClure L
-0.107	1002	Pete Vuckovich R
-0.038	1123	Doc Medich R
+0.058	1262	Mike Caldwell L
+0.125	1394	Jim Slaton R

MIL Pitching for wins — Career

ACW	rank / 2189	player
+0.105	102	Don Sutton R
+0.023	339	Doc Medich R
-0.053	764	Pete Vuckovich R
-0.059	803	Mike Caldwell L
-0.067	854	Jim Slaton R
-0.069	877	Moose Haas R
-0.111	1169	Bob McClure L

MIL Baserunning — Career

BCR	rank / 1572	player
+0.049	377	Robin Yount R
+0.046	393	Paul Molitor R
+0.019	611	Cecil Cooper L
+0.006	749	Jim Gantner L
-0.020	963	Don Money R
-0.054	1192	Ted Simmons S
-0.064	1263	Gorman Thomas R
-0.093	1404	Ben Oglivie L
-0.108	1452	Roy Howell L
-0.114	1472	Charlie Moore R

MIL Catching — Career

FCOR	rank / 407	player
-0.076	143	Ted Simmons S
-0.039	178	Charlie Moore R

SLN Hitting — Career

ACR	rank / 2348	player
+0.205	139	Keith Hernandez L
+0.194	154	Gene Tenace R
+0.133	392	Lonnie Smith R
+0.125	429	Darrell Porter L
+0.080	700	George Hendrick R
+0.073	759	Steve Braun L
+0.045	990	Willie McGee S
+0.041	1025	Tom Herr S
+0.021	1205	Ken Oberkfell L
+0.001	1395	Ozzie Smith S

SLN Hitting for wins — Career

ACW	rank / 2342	player
+0.399	236	Keith Hernandez L
+0.384	259	Gene Tenace R
+0.290	503	Lonnie Smith R
+0.282	526	Darrell Porter L
+0.225	741	Steve Braun L
+0.170	975	Willie McGee S
+0.138	1129	George Hendrick R
+0.107	1284	Ken Oberkfell L
+0.041	1589	Tom Herr S
-0.101	2084	Ozzie Smith S

SLN Pitching — Career

ACOR	rank / 2194	player
-1.052	84	Bruce Sutter R
-0.172	884	Jim Kaat L
-0.154	924	Joaquin Andujar R
-0.027	1137	Doug Bair R
+0.099	1349	Bob Forsch R
+0.159	1444	Dave LaPoint L
+0.160	1446	John Stuper R

SLN Pitching for wins — Career

ACW	rank / 2189	player
+0.014	377	Bob Forsch R
+0.013	381	Doug Bair R
-0.003	462	Jim Kaat L
-0.011	508	Joaquin Andujar R
-0.036	664	John Stuper R
-0.083	972	Dave LaPoint L
-0.137	1376	Bruce Sutter R

SLN Baserunning — Career

BCR	rank / 1572	player
+0.174	8	Lonnie Smith R
+0.117	59	Keith Hernandez L
+0.090	140	Ozzie Smith S
+0.057	305	Willie McGee S
+0.041	421	George Hendrick R
+0.013	673	Ken Oberkfell L
+0.001	784	Tom Herr S
-0.016	922	Steve Braun L
-0.018	941	Darrell Porter L
-0.079	1346	Gene Tenace R

SLN Catching — Career

FCOR	rank / 407	player
-0.027	191	Gene Tenace R
+0.007	227	Darrell Porter L

MIL vs SLN 1982 WS

MIL Infielding — Career

FCOR	rank / 1407	player
-0.140	314	Roy Howell L
-0.046	579	Don Money R
-0.024	655	Paul Molitor R
-0.001	747	Cecil Cooper L
+0.001	754	Robin Yount R
+0.077	1011	Jim Gantner L

MIL Outfielding — Career

FCOR	rank / 1075	player
+0.028	630	Ben Oglivie L
+0.079	740	Gorman Thomas R
+0.089	758	Robin Yount R
+0.103	788	Charlie Moore R

MIL Hall of fame

x	rank / 17364	player
3225	96	Paul Molitor R
2016	283	Ted Simmons S
1983	293	Robin Yount R
1878	334	Cecil Cooper L
1366	625	Ben Oglivie L
1017	1166	Don Money R
868	1835	Don Sutton R
826	2205	Roy Howell L
775	2936	Gorman Thomas R
717	4902	Doc Medich R
684	7748	Moose Haas R
675	8349	Bob McClure L
657	9607	Marshall Edwards L
644	10452	Pete Vuckovich R
631	11203	Dwight Bernard R
592	13201	Pete Ladd R
571	13985	Jim Slaton R
552	14565	Mike Caldwell L
465	16276	Charlie Moore R
457	16372	Ned Yost R
350	17061	Jim Gantner L

MIL MVP — Career

player	award	year
Paul Molitor R	WS	1993
Paul Molitor R	ALCS	1993
Don Sutton R	NLCS	1974
Robin Yount R	WS	1982

SLN Infielding — Career

FCOR	rank / 1407	player
+0.015	812	Gene Tenace R
+0.020	825	Keith Hernandez L
+0.029	856	Tom Herr S
+0.038	890	Ozzie Smith S
+0.115	1124	Ken Oberkfell L
+0.264	1321	Steve Braun L

SLN Outfielding — Career

FCOR	rank / 1075	player
-0.002	532	George Hendrick R
+0.002	547	Willie McGee S
+0.080	741	Steve Braun L
+0.109	801	Lonnie Smith R

SLN Hall of fame

x	rank / 17364	player
3581	73	Keith Hernandez L
2089	254	Lonnie Smith R
1875	335	Gene Tenace R
1709	399	Darrell Porter L
1422	580	George Hendrick R
1412	587	Willie McGee S
1039	1120	Steve Braun L
887	1730	Dane Iorg L
857	1912	Ken Oberkfell L
848	1994	Tom Herr S
792	2617	Bruce Sutter R
781	2803	Jeff Lahti R
741	3781	David Green R
696	6868	Doug Bair R
653	9840	Ozzie Smith S
608	12497	Jim Kaat L
587	13393	John Stuper R
556	14425	Glenn Brummer R
530	15189	Dave LaPoint L
498	15789	Joaquin Andujar R
494	15866	Bob Forsch R
387	16894	Mike Ramsey S

SLN MVP — Career

player	award	year
Jim Kaat L	LHP	1974
Darrell Porter L	NLCS	1982
Ozzie Smith S	NLCS	1985
Gene Tenace R	WS	1972

1982 WS

MIL

Dwight Bernard:NYN 1978-1979 (RS) <1>;MIL 1981-1982 (RS, LDS, LCS, WS) <1>

Mike Caldwell:SDN 1971-1973 (RS) <1, 12>;SFN 1974-1976 (RS) <1>;CIN 1977 (RS) <1>;MIL 1977-1984 (RS, LDS, LCS, WS) <1>

Cecil Cooper:BOS 1971-1976 (RS, LCS, WS) <3, 10, 11, 12>;MIL 1977-1987 (RS, LDS, LCS, WS) <3, 10, 11>

Marshall Edwards:MIL 1981-1983 (RS, LDS, LCS, WS) <7, 8, 9, 10, 11, 12>

Jim Gantner:MIL 1976-1992 (RS, LDS, LCS, WS) <1, 3, 4, 5, 6, 10, 11, 12>

Moose Haas:MIL 1976-1985 (RS, LDS, LCS, WS) <1, 12>;OAK 1986-1987 (RS) <1>

Roy Howell:TEX 1974-1977 (RS) <3, 5, 7, 10, 11, 12>;TOR 1977-1980 (RS) <5, 9, 10, 11, 12>;
MIL 1981-1984 (RS, LDS, LCS, WS) <3, 5, 9, 10, 11, 12>

Pete Ladd:HOU 1979 (RS) <1>;MIL 1982-1985 (RS, LCS, WS) <1>;SEA 1986 (RS) <1>

Bob McClure:KCA 1975-1976 (RS) <1, 12>;MIL 1977-1986 (RS, LDS, LCS, WS) <1>;MON 1986-1988 (RS) <1, 11>;NYN 1988 (RS) <1>;
CAL 1989-1991 (RS) <1>;SLN 1991-1992 (RS) <1>;FLO 1993 (RS) <1>

Doc Medich:NYA 1972-1975 (RS) <1, 12>;PIT 1976 (RS) <1>;SEA 1977 (RS) <1>;OAK 1977 (RS) <1>;NYN 1977 (RS) <1>;
TEX 1978-1982 (RS) <1, 12>;MIL 1982 (RS, WS) <1>

Paul Molitor:MIL 1978-1992 (RS, LDS, LCS, WS) <3, 4, 5, 6, 7, 8, 9, 10, 11, 12>;TOR 1993-1995 (RS, LCS, WS) <3, 5, 10, 11>;
MIN 1996-1998 (RS) <3, 10, 11>

Don Money:PHI 1968-1972 (RS) <4, 5, 6, 7, 11, 12>;MIL 1973-1983 (RS, LDS, LCS, WS) <3, 4, 5, 6, 7, 10, 11, 12>

Charlie Moore:MIL 1973-1986 (RS, LDS, LCS, WS) <2, 4, 5, 7, 8, 9, 10, 11, 12>;TOR 1987 (RS) <2, 7, 9, 11, 12>

Ben Oglivie:BOS 1971-1973 (RS) <7, 9, 10, 11, 12>;DET 1974-1977 (RS) <3, 7, 8, 9, 10, 11, 12>;
MIL 1978-1986 (RS, LDS, LCS, WS) <3, 7, 8, 9, 10, 11, 12>

Ted Simmons:SLN 1968-1980 (RS) <2, 3, 5, 7, 9, 11>;MIL 1981-1985 (RS, LDS, LCS, WS) <2, 3, 5, 10, 11>;
ATL 1986-1988 (RS) <2, 3, 5, 11>

Jim Slaton:MIL 1971-1977, 1979-1983 (RS, LDS, LCS, WS) <1>;DET 1978, 1986 (RS) <1>;CAL 1984-1986 (RS) <1>

Don Sutton:LAN 1966-1980, 1988 (RS, LCS, WS) <1, 12>;HOU 1981-1982 (RS) <1>;MIL 1982-1984 (RS, LCS, WS) <1>;
OAK 1985 (RS) <1>;CAL 1985-1987 (RS, LCS) <1>

Gorman Thomas:MIL 1973-1976, 1978-1983, 1986 (RS, LDS, LCS, WS) <3, 5, 7, 8, 9, 10, 11, 12>;CLE 1983 (RS) <8>;
SEA 1984-1986 (RS) <7, 10, 11, 12>

Pete Vuckovich:CHA 1975-1976 (RS) <1>;TOR 1977 (RS) <1>;SLN 1978-1980 (RS) <1>;
MIL 1981-1983, 1985-1986 (RS, LDS, LCS, WS) <1>

Ned Yost:MIL 1980-1983 (RS, WS) <2, 11, 12>;TEX 1984 (RS) <2, 11>;MON 1985 (RS) <2>

Robin Yount:MIL 1974-1993 (RS, LDS, LCS, WS) <3, 6, 7, 8, 10, 11, 12>

SLN

Joaquin Andujar:HOU 1976-1981, 1988 (RS, LCS) <1, 12>;SLN 1981-1985 (RS, LCS, WS) <1, 12>;OAK 1986-1987 (RS) <1>

Doug Bair:PIT 1976, 1989-1990 (RS) <1>;OAK 1977, 1986 (RS) <1>;CIN 1978-1981 (RS, LCS) <1>;
SLN 1981-1983, 1985 (RS, LCS, WS) <1>;DET 1983-1985 (RS, WS) <1>;PHI 1987 (RS) <1>;TOR 1988 (RS) <1>

Steve Braun:MIN 1971-1976 (RS) <3, 4, 5, 6, 7, 9, 10, 11, 12>;SEA 1977-1978 (RS) <5, 7, 9, 10, 11>;
KCA 1978-1980 (RS, LCS) <5, 7, 8, 9, 10, 11>;TOR 1980 (RS) <5, 10, 11>;SLN 1981-1985 (RS, LCS, WS) <5, 7, 9, 11, 12>

Glenn Brummer:SLN 1981-1984 (RS, WS) <2, 11, 12>;TEX 1985 (RS) <2, 9, 11, 12>

Bob Forsch:SLN 1974-1988 (RS, LCS, WS) <1, 11, 12>;HOU 1988-1989 (RS) <1, 12>

David Green:SLN 1981-1984, 1987 (RS, LCS, WS) <3, 7, 8, 9, 11, 12>;SFN 1985 (RS) <3, 7, 9, 11, 12>

George Hendrick:OAK 1971-1972 (RS, LCS, WS) <7, 8, 9, 11, 12>;CLE 1973-1976 (RS) <7, 8, 9, 10, 11>;
SDN 1977-1978 (RS) <7, 8, 9, 11, 12>;SLN 1978-1984 (RS, LCS, WS) <3, 7, 8, 9, 11>;PIT 1985 (RS) <9, 11>;
CAL 1985-1988 (RS, LCS) <3, 7, 8, 9, 10, 11, 12>

Keith Hernandez:SLN 1974-1983 (RS, LCS, WS) <3, 7, 9, 11, 12>;NYN 1983-1989 (RS, LCS, WS) <3, 11>;CLE 1990 (RS) <3, 11, 12>

Tom Herr:SLN 1979-1988 (RS, LCS, WS) <4, 6, 11, 12>;MIN 1988 (RS) <4, 6, 10, 11>;PHI 1989-1990 (RS) <4, 11>;
NYN 1990-1991 (RS) <4, 8, 11>;SFN 1991 (RS) <4, 5, 11>

Dane Iorg:PHI 1977 (RS) <3, 11>;SLN 1977-1984 (RS, WS) <3, 5, 7, 9, 10, 11>;KCA 1984-1985 (RS, LCS, WS) <3, 5, 7, 9, 10, 11>;
SDN 1986 (RS) <1, 3, 5, 7, 11>

Jim Kaat:WS1 1959-1960 (RS) <1>;MIN 1961-1973 (RS, LCS, WS) <1, 11, 12>;CHA 1973-1975 (RS) <1>;
PHI 1976-1979 (RS, LCS) <1, 11, 12>;NYA 1979-1980 (RS) <1>;SLN 1980-1983 (RS, WS) <1>

Jeff Lahti:SLN 1982-1986 (RS, LCS, WS) <1>

Dave LaPoint:MIL 1980 (RS) <1>;SLN 1981-1984, 1987 (RS, WS) <1>;SFN 1985 (RS) <1>;DET 1986 (RS) <1>;SDN 1986 (RS) <1>;
CHA 1987-1988 (RS) <1>;PIT 1988 (RS) <1>;NYA 1989-1990 (RS) <1>;PHI 1991 (RS) <1>

Willie McGee:SLN 1982-1990,1996-1999 (RS, LDS, LCS, WS) <3, 6, 7, 8, 9, 10, 11, 12>; OAK 1990 (RS, LCS, WS) <8, 9, 11, 12>;
SFN 1991-1994 (RS) <8, 9, 11, 12>; BOS 1995 (RS, LDS) <7, 8, 9, 11>

Ken Oberkfell:SLN 1977-1984 (RS, LCS, WS) <4, 5, 6, 11, 12>; ATL 1984-1988 (RS) <4, 5, 11>; PIT 1988-1989 (RS) <3, 4, 5, 6, 11>;
SFN 1989 (RS, LCS, WS) <3, 4, 5, 11, 12>; HOU 1990-1991 (RS) <3, 4, 5, 11>; CAL 1992 (RS) <3, 4, 10, 11>

Darrell Porter:MIL 1971-1976 (RS) <2, 10, 11>; KCA 1977-1980 (RS, LCS, WS) <2, 10, 11, 12>; SLN 1981-1985 (RS, LCS, WS) <2, 11>;
TEX 1986-1987 (RS) <2, 3, 10, 11, 12>

Mike Ramsey:SLN 1978, 1980-1984 (RS, WS) <4, 5, 6, 7, 11, 12>; MON 1984 (RS) <4, 6>; LAN 1985 (RS) <4, 6, 11>

Lonnie Smith:PHI 1978-1981 (RS, LDS, LCS, WS) <7, 8, 9, 10, 11, 12>; SLN 1982-1985 (RS, LCS, WS) <7, 8, 10, 11, 12>;
KCA 1985-1987 (RS, LCS, WS) <7, 10, 11, 12>; ATL 1988-1992 (RS, LCS, WS) <7, 10, 11, 12>; PIT 1993 (RS) <7, 8, 11, 12>;
BAL 1993-1994 (RS) <7, 9, 10, 11, 12>

Ozzie Smith:SDN 1978-1981 (RS) <6, 12>; SLN 1982-1996 (RS, LDS, LCS, WS) <6, 11, 12>

John Stuper:SLN 1982-1984 (RS, LCS, WS) <1>; CIN 1985 (RS) <1>

Bruce Sutter:CHN 1976-1980 (RS) <1>; SLN 1981-1984 (RS, LCS, WS) <1>; ATL 1985-1986, 1988 (RS) <1>

Gene Tenace:OAK 1969-1976 (RS, LCS, WS) <2, 3, 4, 5, 7, 9, 10, 11>; SDN 1977-1980 (RS) <2, 3, 5, 11, 12>;
SLN 1981-1982 (RS, WS) <2, 3, 10, 11>; PIT 1983 (RS) <2, 3, 9, 11, 12>

Broadcasters

Bob Costas

Tony Kubek:NYA 1957-1965 (RS, WS) <3, 4, 5, 6, 7, 8, 9, 11, 12>

Dick Enberg

Tom Seaver:NYN 1967-1977, 1983 (RS, LCS, WS) <1, 11, 12>; CIN 1977-1982 (RS, LCS) <1, 11, 12>; CHA 1984-1986 (RS) <1>;
BOS 1986 (RS) <1>

Joe Garagiola:SLN 1946-1951 (RS, WS) <2, 11>; PIT 1951-1953 (RS) <2, 11>; CHN 1953-1954 (RS) <2, 11>; NY1 1954 (RS) <2, 11>

1982

ALE		t	%	ACR	ACOR	TAR	X
1	MIL	28	162	1 58	+0.909	-0.205	+1.114 284
2	BAL	26	162	1 57	+0.338	-0.201	+0.539 284
3	BOS	16	162	54	+0.004	-0.269	+0.273 297
4	DET	4	162	51	-0.129	-0.458	+0.329 277
5	NYA	-4	162	48	-0.067	-0.016	-0.051 271
6	CLE	-6	162	48	-0.446	-0.030	-0.416 288
7	TOR	-6	162	48	-0.530	-0.206	-0.324 278

NLE		t	%	ACR	ACOR	TAR	X
1	SLN	22	162	56	+0.087	-0.419	+0.506 299
2	PHI	16	162	54	-0.124	-0.225	+0.101 286
3	MON	10	162	53	+0.242	-0.267	+0.509 280
4	PIT	6	162	51	+0.281	+0.111	+0.170 296
5	CHN	-16	162	45	-0.179	-0.021	-0.158 262
6	NYN	-32	162	40	-0.325	+0.435	-0.760 283

ALW		t	%	ACR	ACOR	TAR	X
1	CAL	24	162	57	+0.522	-0.404	+0.926 305
2	KCA	18	162	55	+0.424	-0.004	+0.428 251
3	CHA	12	162	53	+0.377	-0.100	+0.477 275
4	SEA	-10	162	46	-0.736	-0.321	-0.415 299
5	OAK	-26	162	41	-0.175	+0.639	-0.814 291
6	TEX	-34	162	39	-0.832	+0.237	-1.069 260
7	MIN	-42	162	37	-0.603	+0.441	-1.044 276

NLW		t	%	ACR	ACOR	TAR	X
1	ATL	16	162	54	+0.320	+0.062	+0.258 306
2	LAN	14	162	54	+0.228	-0.231	+0.459 290
3	SFN	12	162	53	+0.097	+0.186	-0.089 309
4	SDN	0	162	50	+0.059	-0.050	+0.109 294
5	HOU	-8	162	47	-0.397	-0.043	-0.354 276
6	CIN	-40	162	37	-0.822	-0.050	-0.772 284

AL		rank	last PS app	WS	win
*	MIL	28	ALE #1	LDS 1981	
*	CAL	24	ALW #1	LCS 1979	
1	BAL	26	ALE #2	WS 1979	1979 1970
2	KCA	18	ALW #2	LDS 1981	1980
3	BOS	16	ALE #3	WS 1975	1975 1918
4	CHA	12	ALW #3	WS 1959	1959 1917
5	DET	4	ALE #4	LCS 1972	1968 1968
6	NYA	-4	ALE #5	WS 1981	1981 1978
7	CLE	-6	ALE #6	WS 1954	1954 1948
8	TOR	-6	ALE #7		
9	SEA	-10	ALW #4		
10	OAK	-26	ALW #5	LCS 1981	1974 1974
11	TEX	-34	ALW #6		
12	MIN	-42	ALW #7	LCS 1970	1965 1924

NL		rank	last PS app	WS	win
*	SLN	22	NLE #1	WS 1968	1968 1967
*	ATL	16	NLW #1	LCS 1969	1958 1957
1	PHI	16	NLE #2	LDS 1981	1980 1980
2	LAN	14	NLW #2	WS 1981	1981 1981
3	SFN	12	NLW #3	LCS 1971	1962 1954
4	MON	10	NLE #3	LCS 1981	
5	PIT	6	NLE #4	WS 1979	1979 1979
6	SDN	0	NLW #4		
7	HOU	-8	NLW #5	LDS 1981	
8	CHN	-16	NLE #5	WS 1945	1945 1908
9	NYN	-32	NLE #6	WS 1973	1973 1969
10	CIN	-40	NLW #6	LCS 1979	1976 1976

ser	w	l	pa	o	br	r	ACR	ACOR	X	#
ALCS	MIL	CAL	`L `L W W W	173 / 354	126 / 255	52 / 112	23 / 46	+0.340	+0.207	34 277
NLCS	SLN	ATL	`W W, w	124 / 222	76 / 157	48 / 70	17 / 22	+1.480	-3.055	33 283
WS	SLN	MIL	`l W w L L `W W	268 / 528	180 / 363	95 / 182	39 / 72	+1.377	+0.492	52 110

Number of games:

LCS: 8 / 10

WS: 7 / 7

15 postseason / 17 (min 10) (88%)

+ 2106 regular season / 2106 (100%)

+ 1 tie

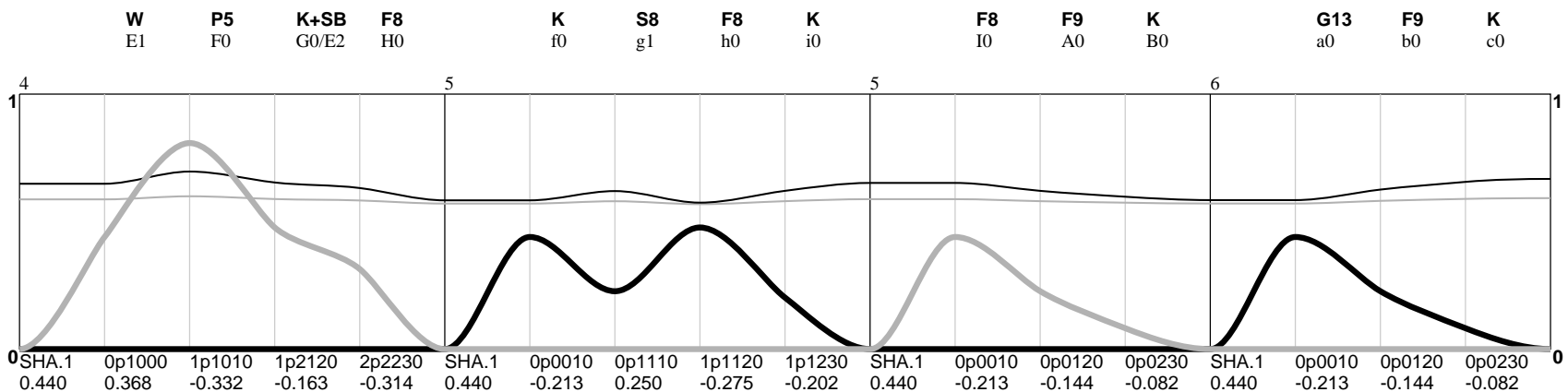
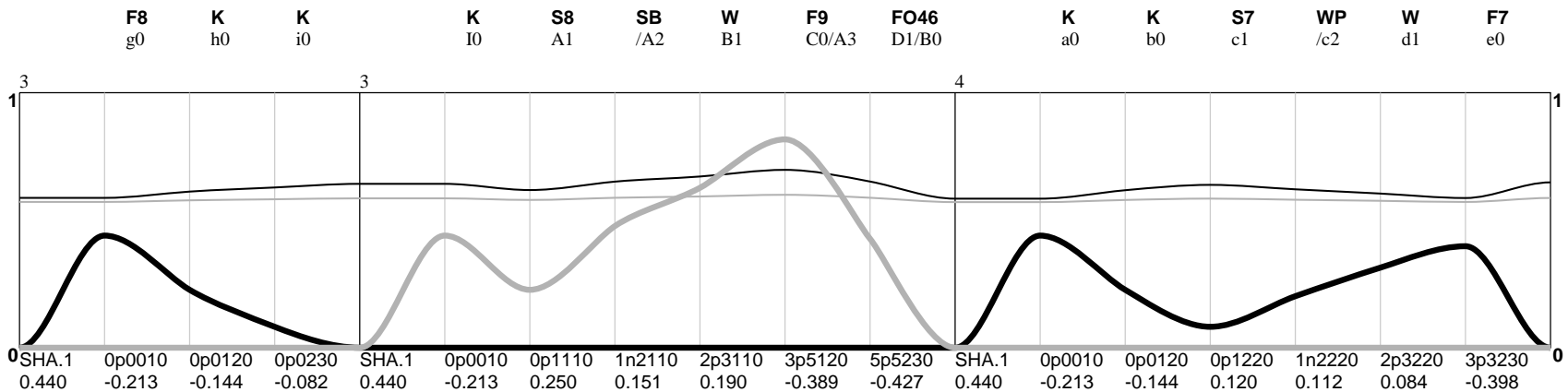
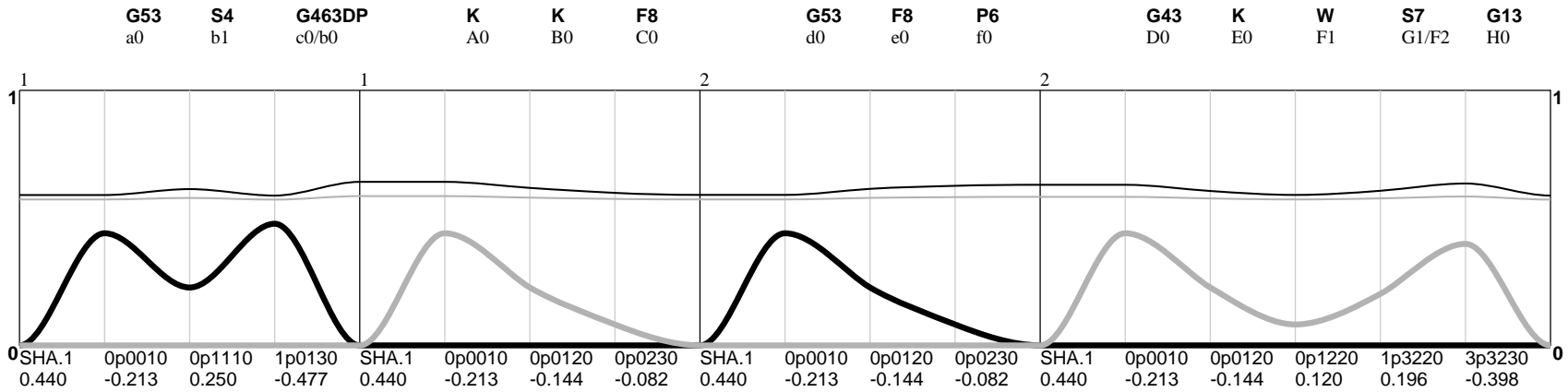
= 2122 games in 1982.

1982

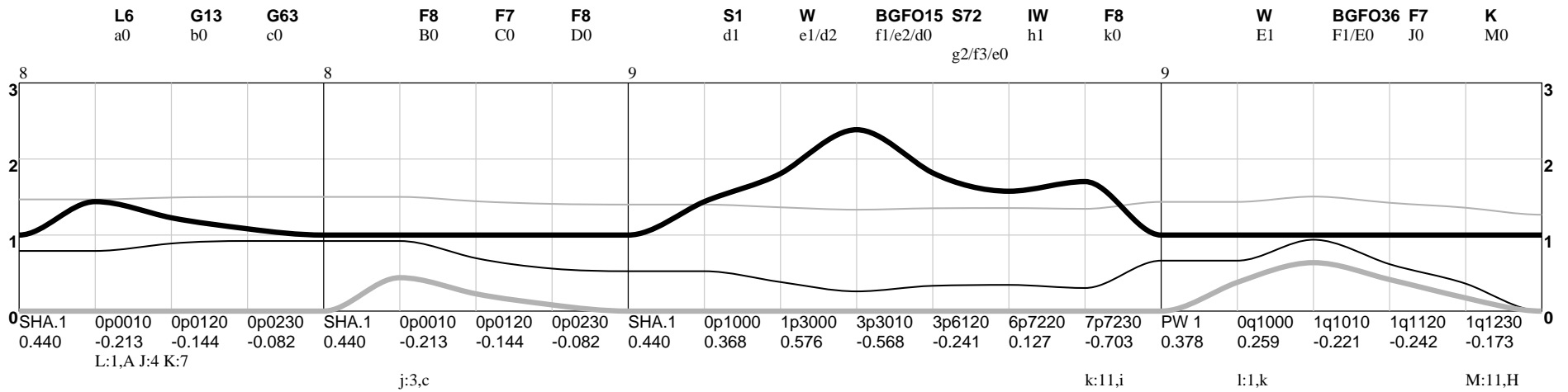
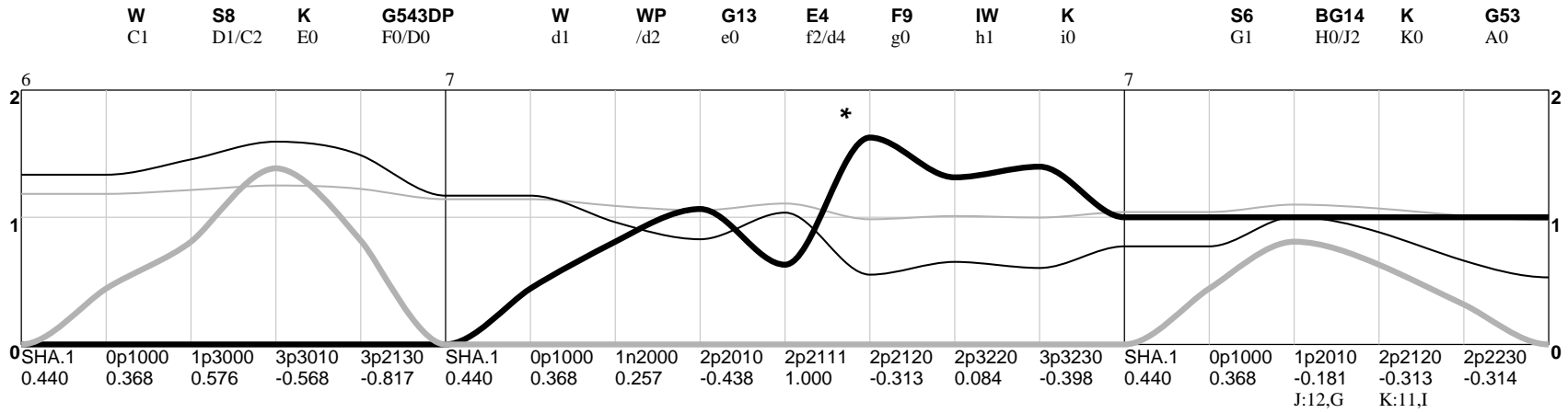
ru AL hitting MVP							ru NL hitting MVP								
	ACR	PA	ACW	w	l	+1		ACR	PA	ACW	w	l	+1		
1 * Hal McRae R	KCA	+0.365	676	+0.408	17	4	71	1 Pedro Guerrero R	LAN	+0.310	652	+0.374	15	15	52
2 3 Robin Yount R	MIL	+0.345	704	+0.380	12	8	62	2 7 Al Oliver L	MON	+0.287	687	+0.414	16	6	49
3 2 Dwight Evans R	BOS	+0.288	727	+0.540	16	5	67	3 1 Dale Murphy R	ATL	+0.250	698	+0.553	15	5	61
4 3 Eddie Murray S	BAL	+0.297	627	+0.672	17	6	57	4 4 Bill Madlock R	PIT	+0.267	634	+0.531	10	4	40
5 5 Cecil Cooper L	MIL	+0.232	696	+0.561	12	5	65	5 5 Jack Clark R	SFN	+0.241	659	+0.711	17	8	54
6 1 Fred Lynn L	CAL	+0.292	545	+0.805	12	5	52	6 6 Leon Durham L	CHN	+0.258	609	+0.629	10	3	44
7 13 Rickey Henderson R	OAK	+0.217	656	+0.621	11	8	32	7 Jason Thompson L	PIT	+0.237	662	+0.644	12	10	50
8 10 Doug DeCinces R	CAL	+0.217	655	+0.423	14	9	54	8 14 Lonnie Smith R	SLN	+0.230	672	+0.493	15	7	35
9 Kent Hrbek L	MIN	+0.236	591	+0.660	7	9	52	9 6 Mike Schmidt R	PHI	+0.231	631	+0.716	16	4	47
10 15 Toby Harrah R	CLE	+0.186	708	+0.594	9	7	47	10 14 Keith Hernandez L	SLN	+0.210	694	+0.490	10	9	42
11 19 Brian Downing R	CAL	+0.177	725	+0.283	11	5	46	11 8 Joe Morgan L	SFN	+0.257	554	+0.561	11	2	32
12 20 Greg Luzinski R	CHA	+0.185	686	+0.423	14	12	52	12 11 Gary Carter R	MON	+0.204	653	+0.361	14	5	50
13 Reggie Jackson L	CAL	+0.201	621	+0.677	13	12	58	13 18 Andre Dawson R	MON	+0.200	659	+0.247	18	10	39
14 John Lowenstein L	BAL	+0.322	384	+0.723	8	4	39	14 20 Dusty Baker R	LAN	+0.205	640	+0.394	14	11	40
15 24 Gary Roenicke R	BAL	+0.258	477	+0.192	13	8	41	15 16 Bob Horner R	ATL	+0.216	572	+0.370	15	11	56
16 21 Andre Thornton R	CLE	+0.169	708	+0.081	18	11	58	16 17 Terry Kennedy L	SDN	+0.196	604	+0.378	16	11	56
17 30 Dwayne Murphy L	OAK	+0.170	660	+0.245	11	9	44	17 25 Sixto Lezcano R	SDN	+0.210	559	+0.228	10	9	39
18 George Brett L	KCA	+0.174	629	+0.244	13	6	47	18 Chris Chambliss L	ATL	+0.193	598	+0.563	8	9	48
19 22 Paul Molitor R	MIL	+0.145	751	+0.336	11	6	40	19 Bill Buckner L	CHN	+0.137	709	+0.283	8	10	46
20 13 Don Money R	MIL	+0.331	313	+0.614	6	1	35	20 Tim Wallach R	MON	+0.147	645	+0.103	8	8	52
21 Jerry Mumphrey S	NYA	+0.191	533	+0.417	9	4	39	21 26 Claudell Washington L	ATL	+0.130	626	+0.479	14	6	47
22 18 Gorman Thomas R	MIL	+0.150	666	+0.294	15	6	62	22 Reggie Smith S	SFN	+0.193	398	+0.606	13	7	29
23 16 Lance Parrish R	DET	+0.186	529	+0.561	12	10	44	23 Ruppert Jones L	SDN	+0.150	493	+0.539	6	4	27
24 23 Steve Kemp L	CHA	+0.135	679	+0.316	9	5	43	24 42 Tim Raines Sr. S	MON	+0.094	731	+0.280	8	4	19
25 Dave Winfield R	NYA	+0.151	597	+0.105	13	15	57	25 33 Dave Kingman R	NYN	+0.107	607	+0.263	12	11	52

ru AL pitching MVP							ru NL pitching MVP								
	ACOR	PA	ACW	w	l	c		ACOR	PA	ACW	w	l	c		
1 17 Dan Petry R	DET	-1.214	1030	+0.079	17	15	8	1 12 Joaquin Andujar R	SLN	-1.468	1054	+0.162	17	16	9
2 4 Jim Palmer R	BAL	-1.356	920	+0.157	17	7	8	2 * Joe Niekro R	HOU	-1.414	1067	+0.427	20	10	16
3 14 Dave Stieb R	TOR	-1.019	1186	+0.075	20	16	19	3 1 Steve Rogers R	MON	-1.330	1122	+0.296	21	12	14
4 10 Rick Sutcliffe R	CLE	-1.330	887	+0.083	18	6	6	4 Mario Soto R	CIN	-1.145	1033	+0.229	14	15	13
5 6 Bob Stanley R	BOS	-1.671	694	+0.194	15	7	0	5 2 Steve Bedrosian R	ATL	-1.912	567	+0.329	12	1	0
6 * Ed Vande Berg l	SEA	-3.134	304	+0.876	4	1	0	6 1 Tim Lollar L	SDN	-1.058	961	+0.256	21	11	4
7 Bruce Kison R	CAL	-1.607	582	-0.036	12	5	3	7 3 Steve Carlton L	PHI	-0.817	1193	+0.138	24	13	19
8 2 Tom Burgmeier L	BOS	-2.110	413	+0.316	9	1	0	8 5 Greg Minton R	SFN	-1.708	496	+0.403	4	2	0
9 Dan Quisenberry R	KCA	-1.597	529	-0.106	5	5	0	9 4 John Candelaria L	PIT	-1.099	704	+0.288	16	9	1
10 3 Bill Caudill R	SEA	-2.044	381	+0.802	8	5	0	10 5 Fernando Valenzuela L	LAN	-0.665	1156	+0.155	19	13	18
11 11 Rollie Fingers R	MIL	-2.436	318	+0.410	4	2	0	11 Gene Garber R	ATL	-1.476	481	-0.085	9	7	0
12 Rich Gossage R	NYA	-2.097	356	+0.625	3	4	0	12 18 Lee Smith R	CHN	-1.468	481	+0.205	5	4	0
13 Bobby Castillo R	MIN	-0.773	903	+0.062	12	15	6	13 6 Dave Dravecky l	SDN	-1.645	426	+0.266	7	3	0
14 Dennis Eckersley R	BOS	-0.708	926	-0.009	13	16	11	14 7 Doug Bair R	SLN	-1.827	372	+0.472	5	2	0
15 12 John Tudor L	BOS	-0.767	847	+0.057	14	13	6	15 Ron Reed R	PHI	-1.613	401	+0.341	3	3	0
16 Floyd Bannister L	SEA	-0.633	1022	-0.109	17	12	5	16 19 Eric Show R	SDN	-1.027	611	+0.103	10	5	2
17 21 Pete Vuckovich R	MIL	-0.659	971	+0.054	18	8	8	17 Kent Tekulve R	PIT	-1.158	541	+0.183	7	8	0
18 Jim Beattie R	SEA	-0.874	715	+0.105	11	11	6	18 38 Larry Christenson R	PHI	-0.662	905	+0.012	16	11	3
19 Mike Witt R	CAL	-0.826	746	-0.061	10	8	5	19 8 Luis DeLeon R	SDN	-1.460	390	+0.374	6	2	0
20 Luis Leal R	TOR	-0.579	1055	+0.062	13	15	10	20 Jesse Orosco L	NYN	-1.197	451	-0.071	2	3	0
21 Dave Tobik R	DET	-1.440	407	+0.427	2	5	0	21 8 Jerry Reuss L	LAN	-0.512	1036	+0.070	20	12	8
22 Jerry Ujdur R	DET	-0.792	732	-0.070	10	9	7	22 22 Mike Proly R	CHN	-1.585	330	+0.117	7	1	0
23 Geoff Zahn L	CAL	-0.614	944	-0.096	22	8	12	23 24 Bill Laskey r	SFN	-0.666	781	+0.100	17	13	7
24 20 Jim Clancy R	TOR	-0.524	1100	+0.077	21	14	11	24 15 Manny Sarmiento R	PIT	-0.756	678	+0.148	14	7	4
25 32 Dan Spillner R	CLE	-0.984	558	+0.057	6	5	0	25 Gary Lavelle L	SFN	-1.139	432	-0.199	1	2	0

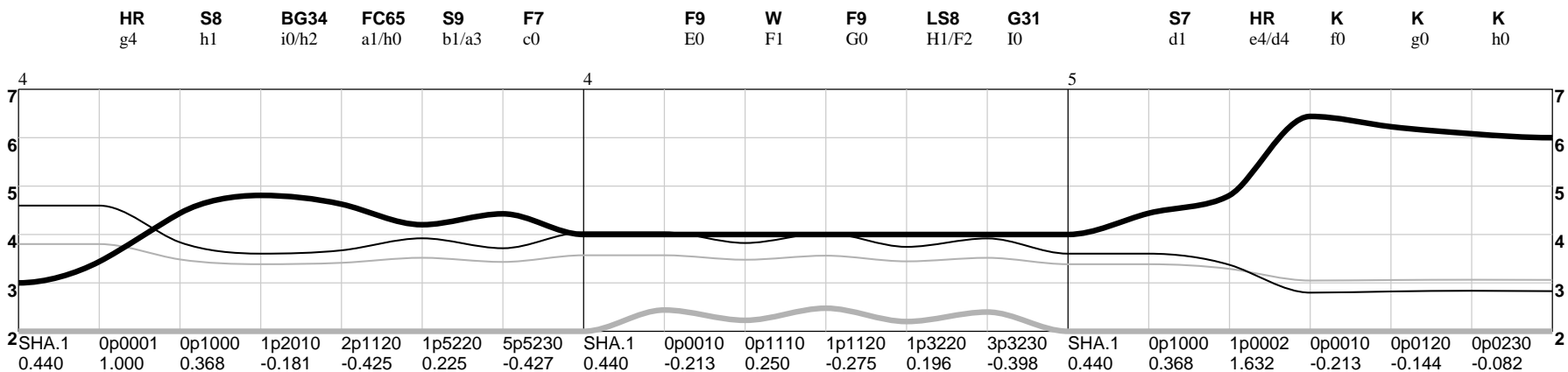
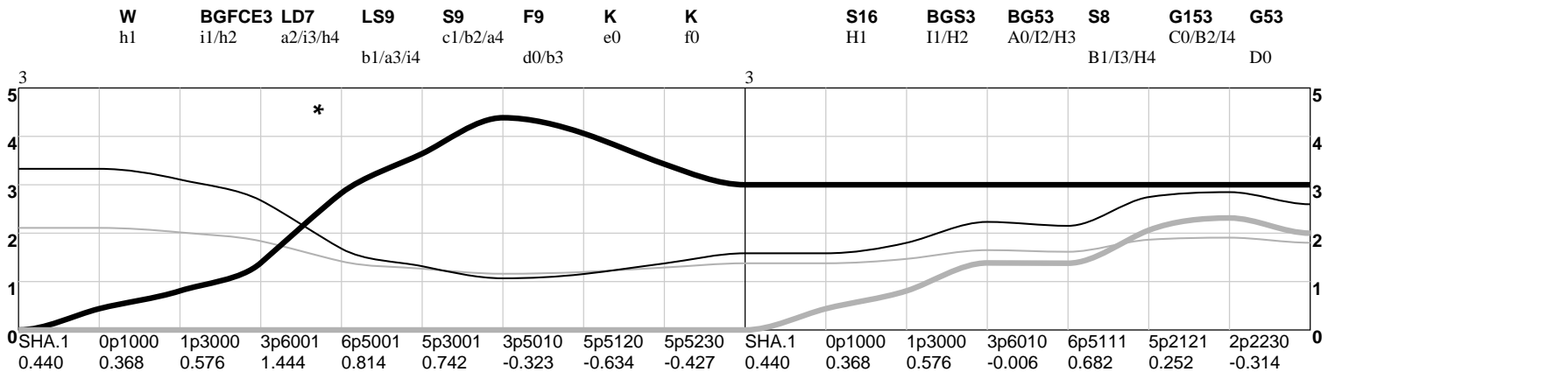
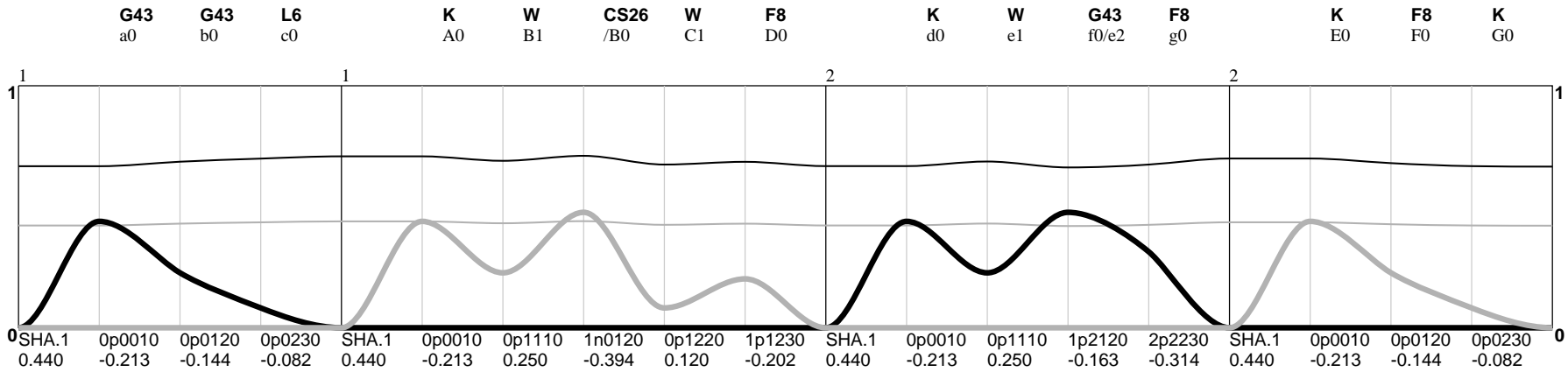
BOS vs NYN 1986 WS gm 1 10/18 (0) Sat



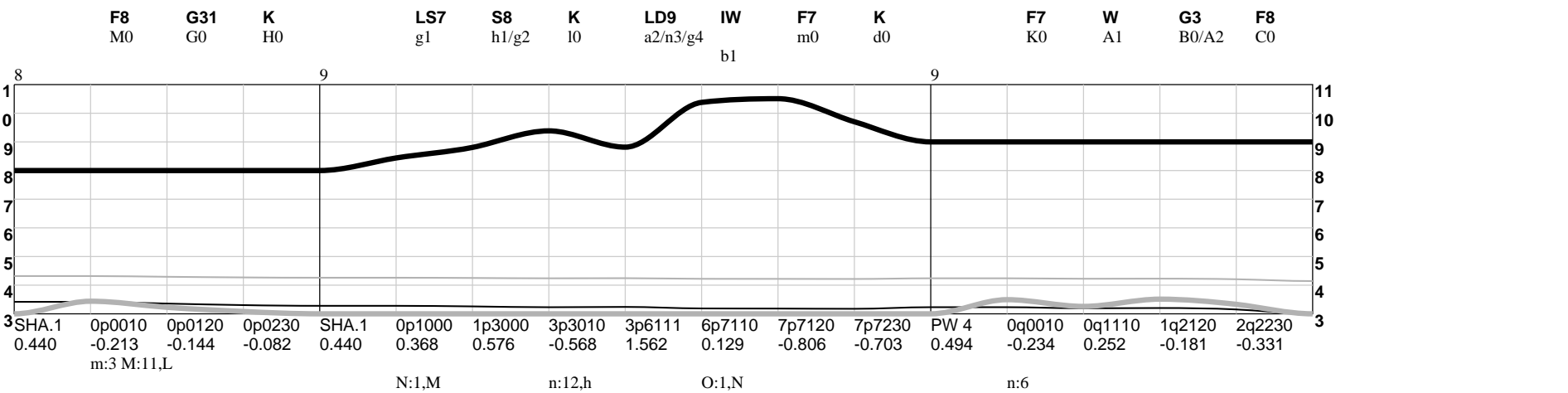
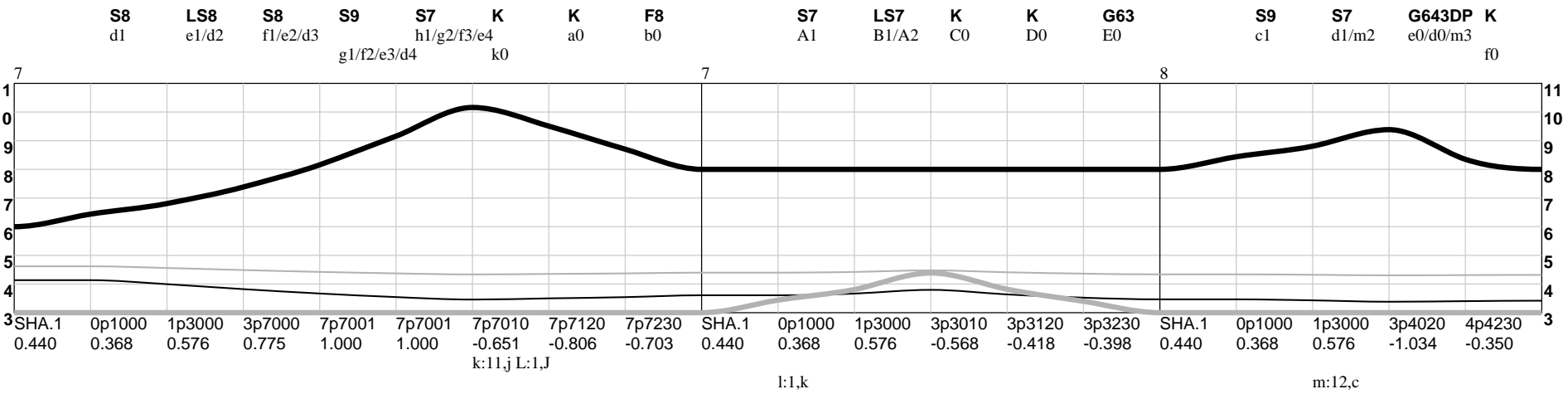
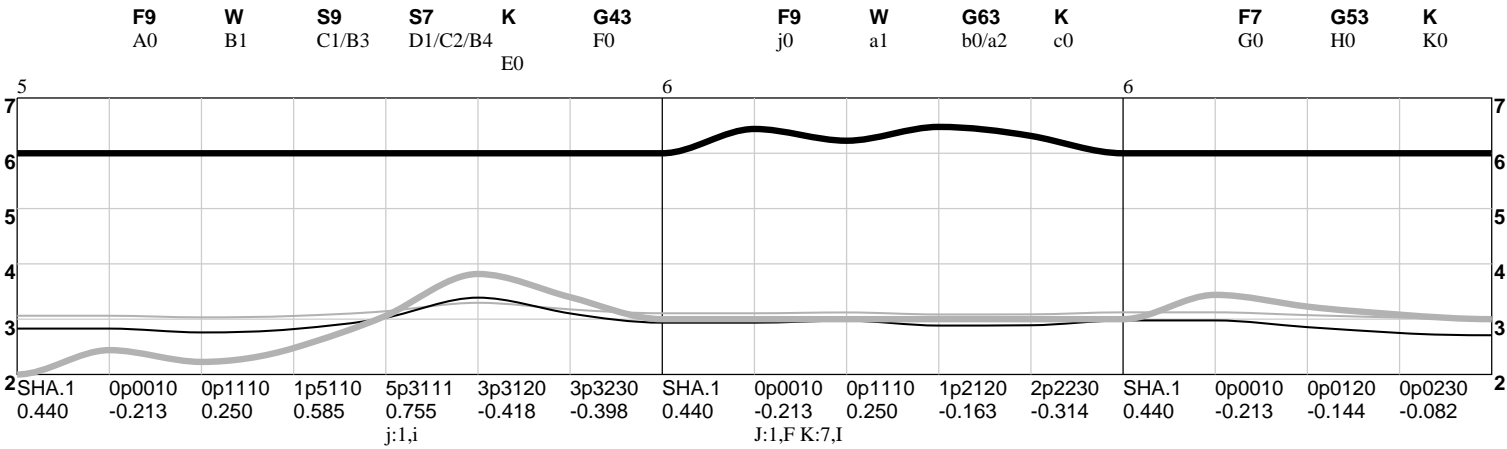
BOS vs NYN 1986 WS gm 1 10/18 (0) Sat



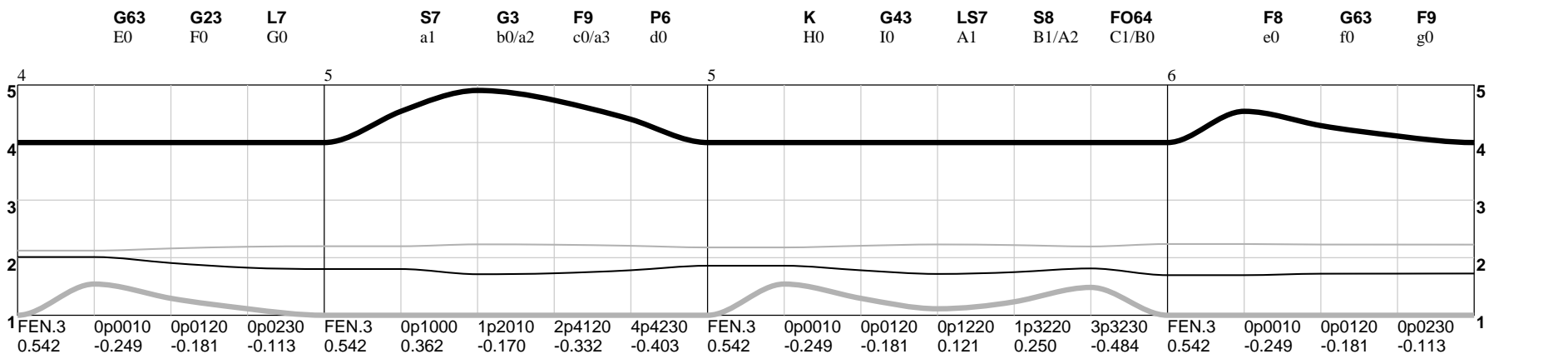
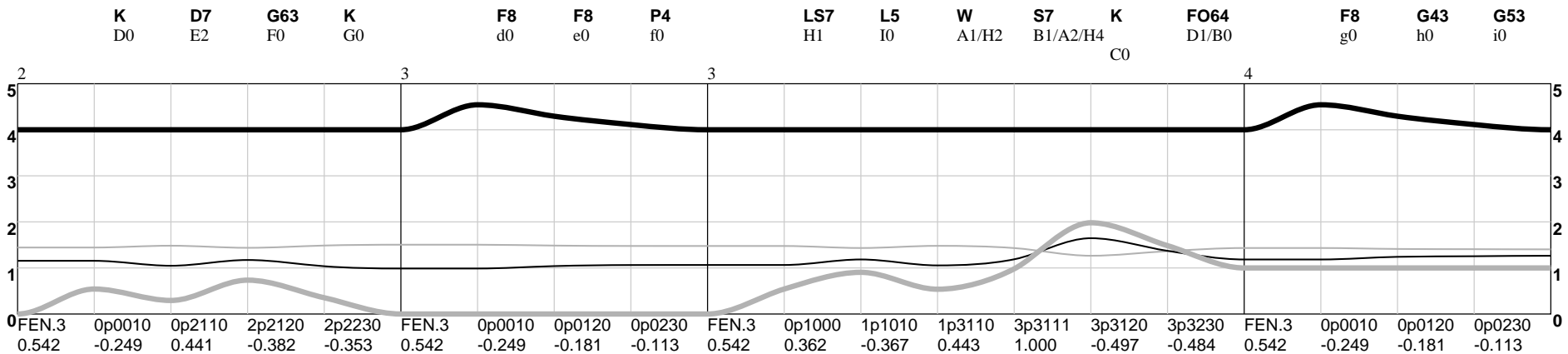
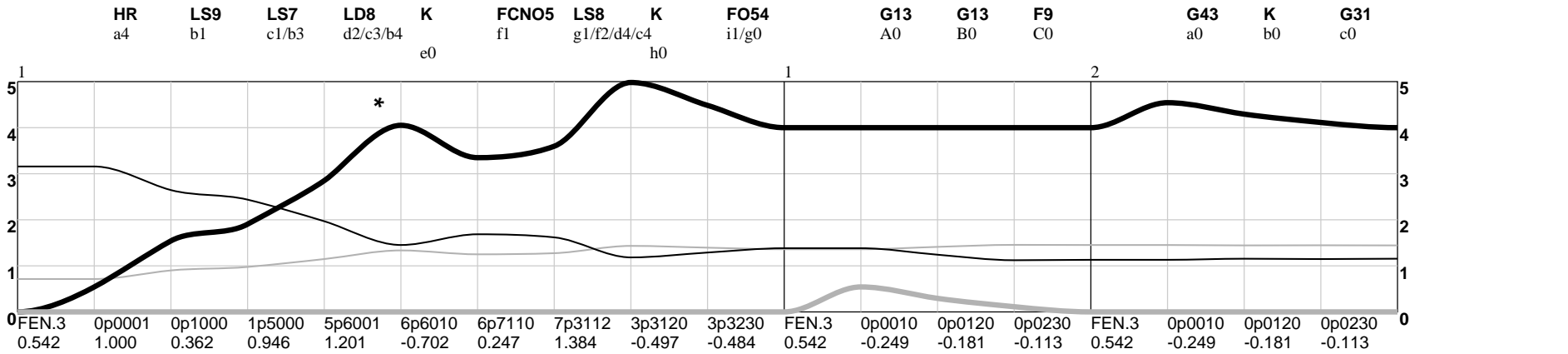
BOS vs NYN 1986 WS gm 2 10/19 (0) Sun



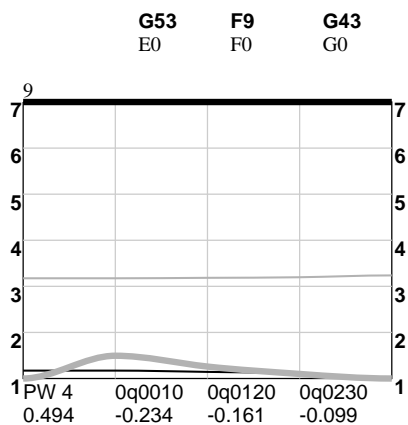
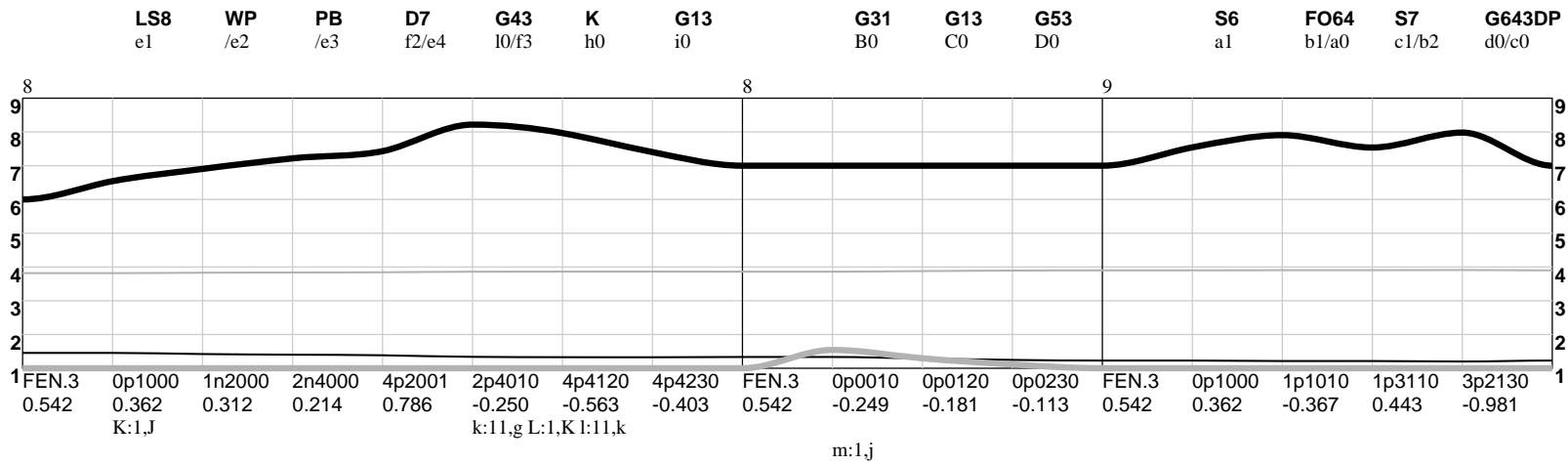
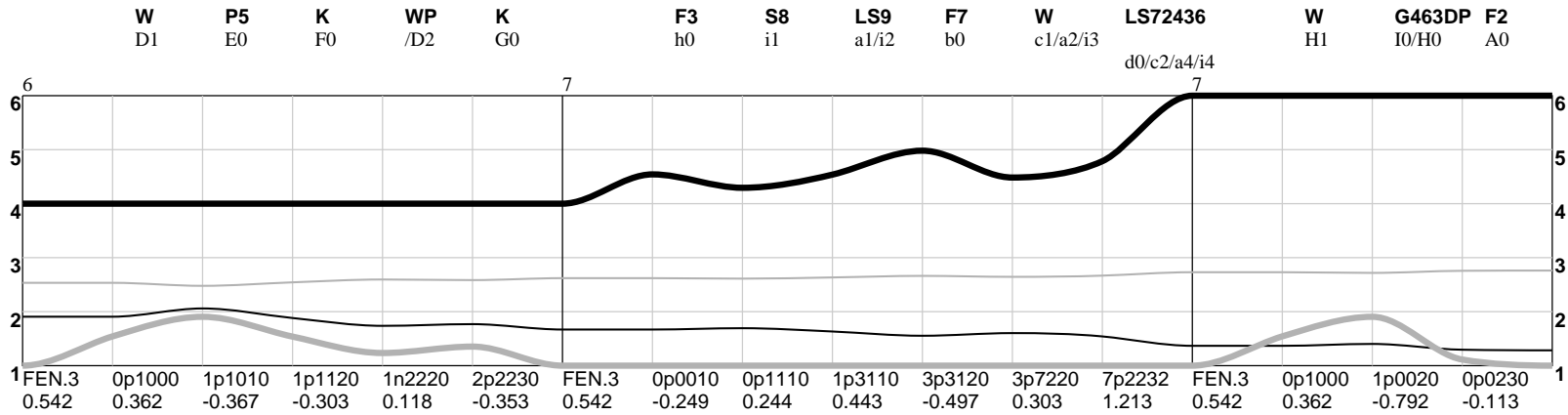
BOS vs NYN 1986 WS gm 2 10/19 (0) Sun



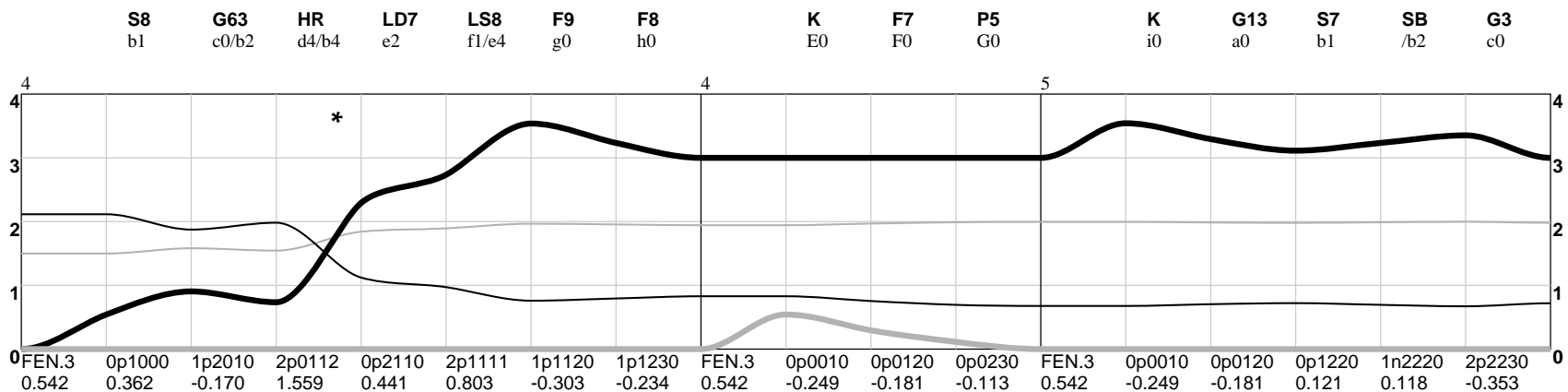
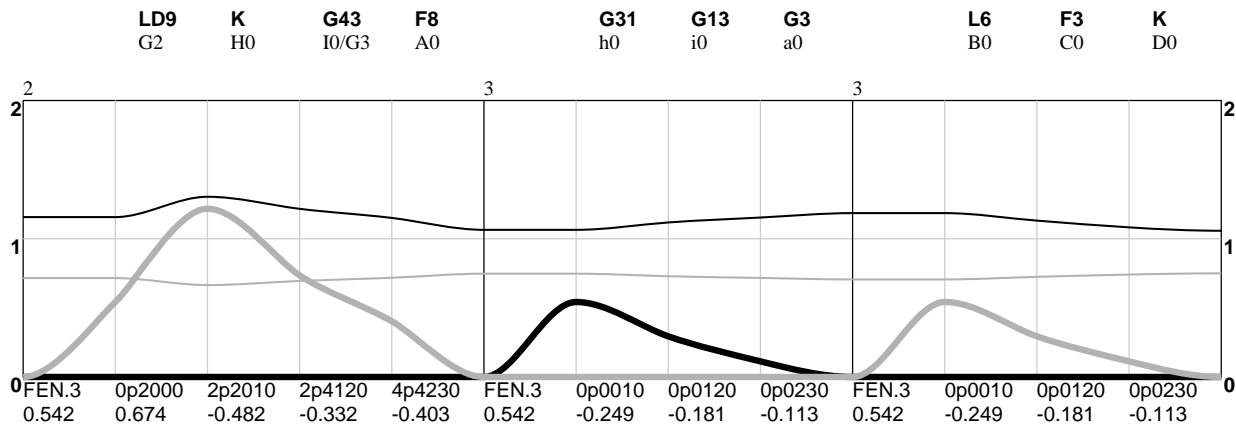
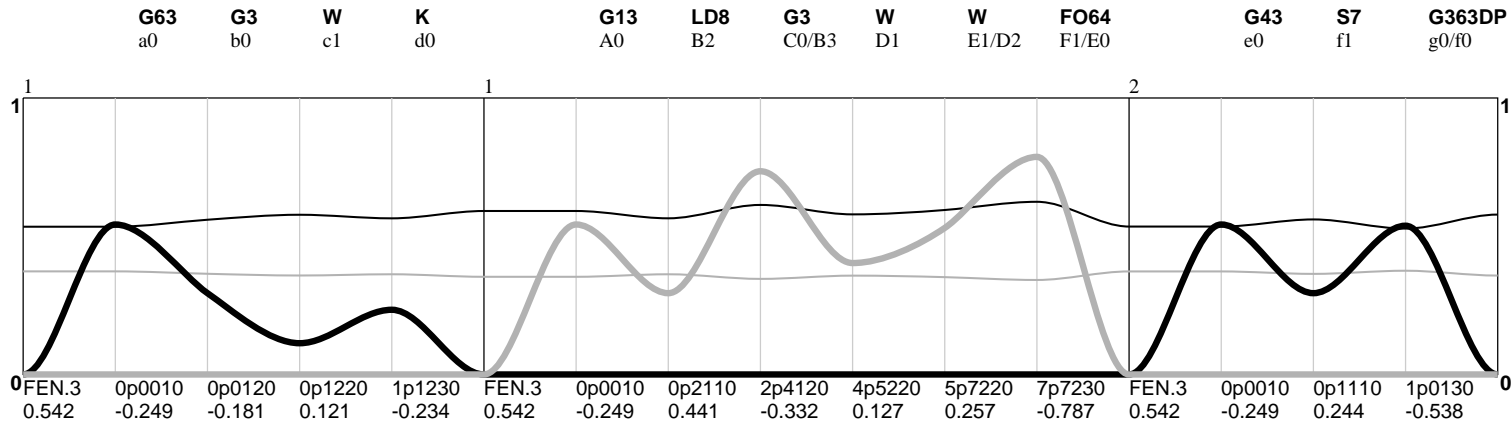
NYN vs BOS 1986 WS gm 3 10/21 (0) Tue



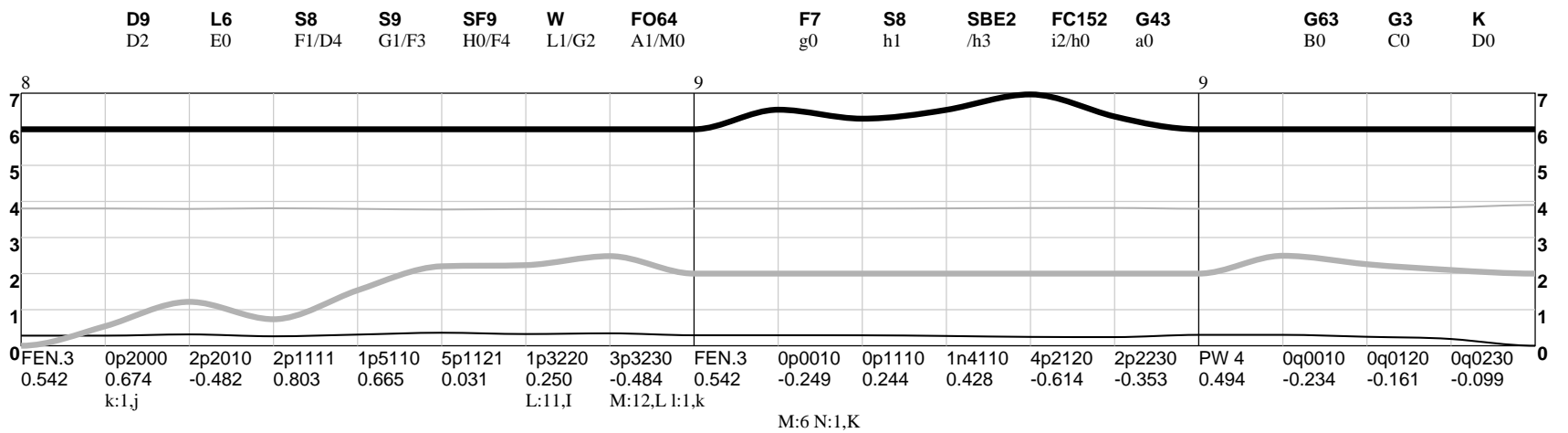
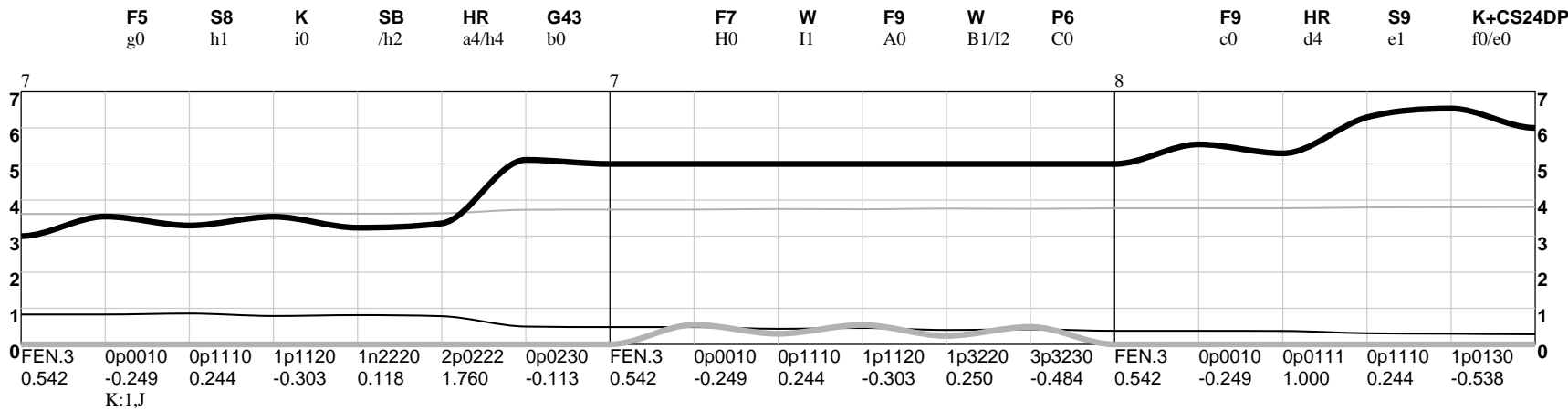
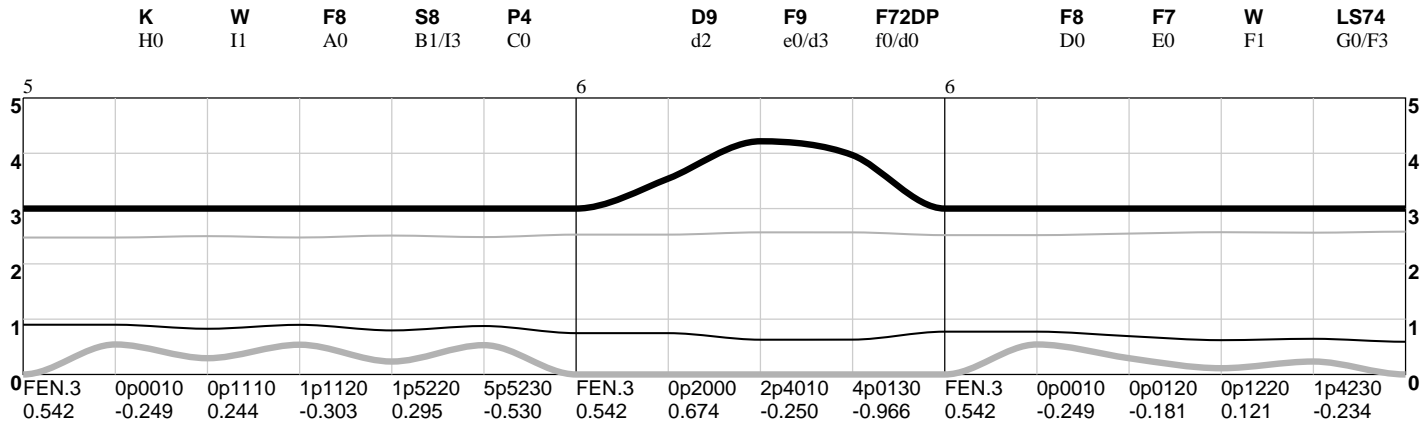
NYN vs BOS 1986 WS gm 3 10/21 (0) Tue



NYN vs BOS 1986 WS gm 4 10/22 (0) Wed

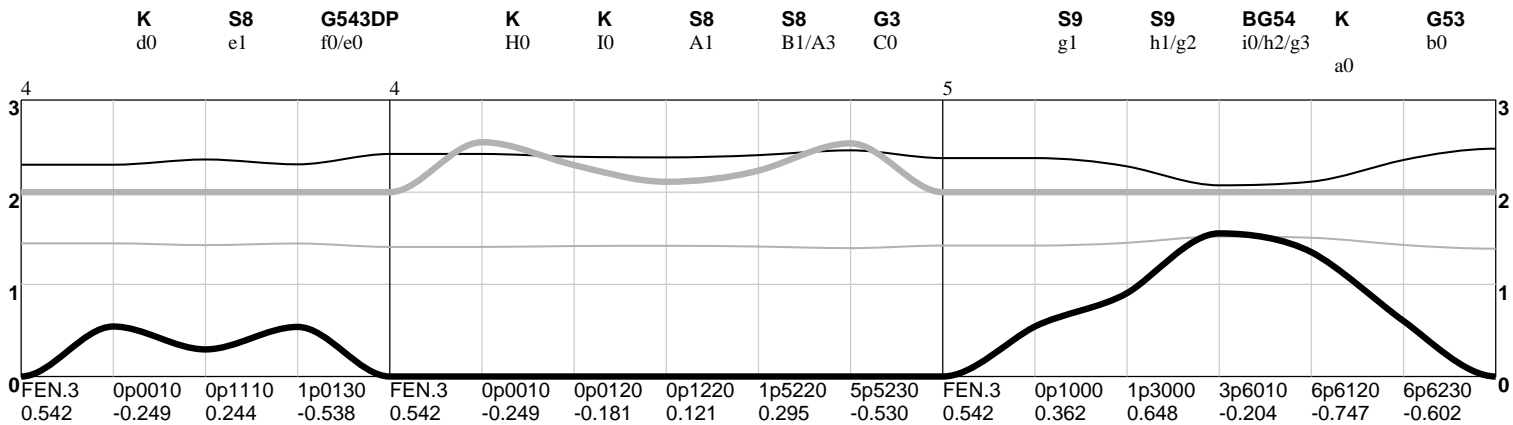
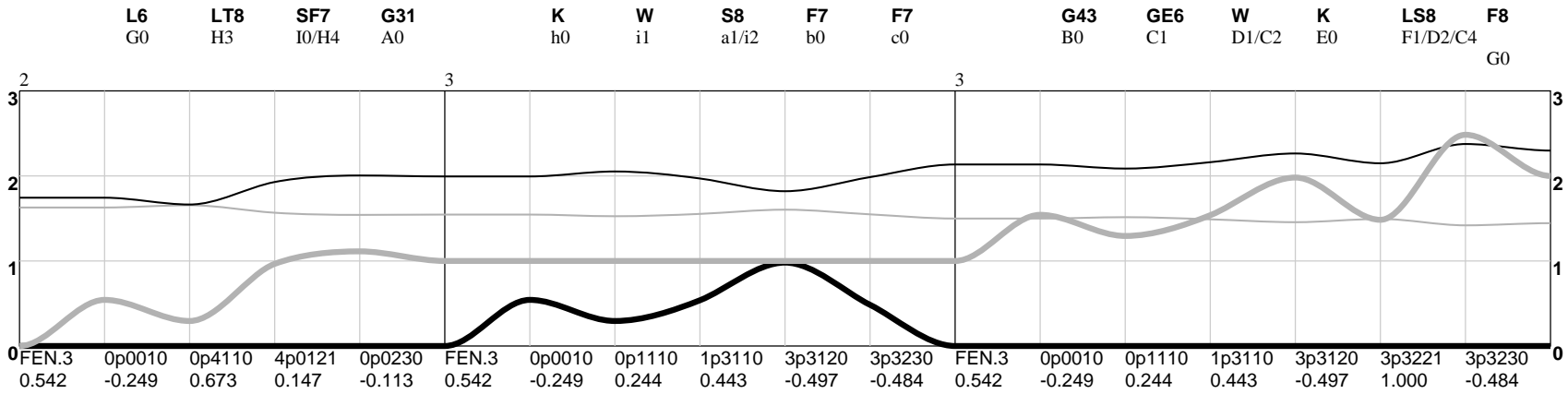
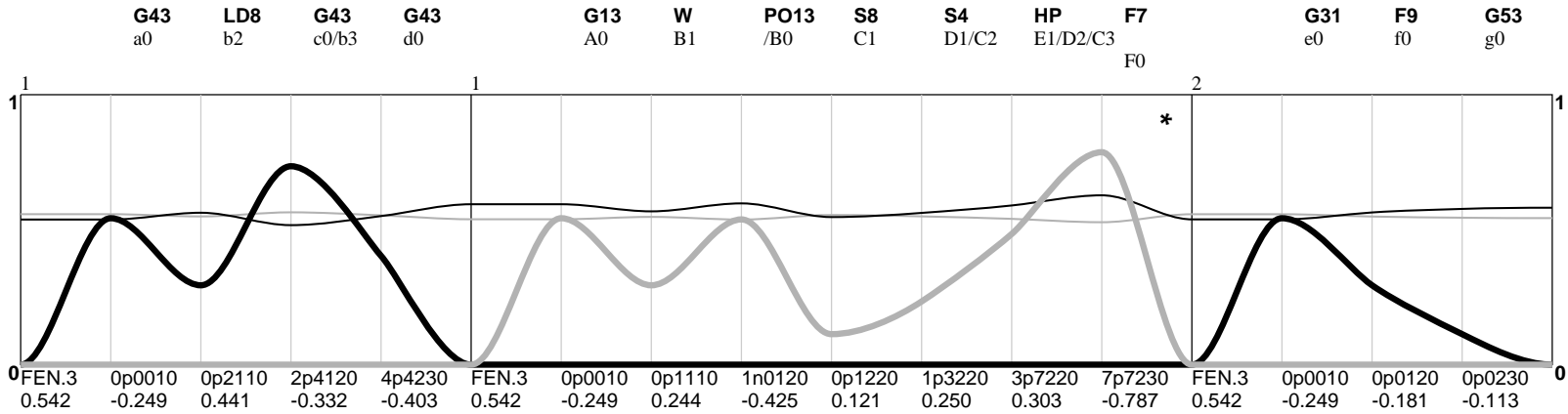


NYN vs BOS 1986 WS gm 4 10/22 (0) Wed

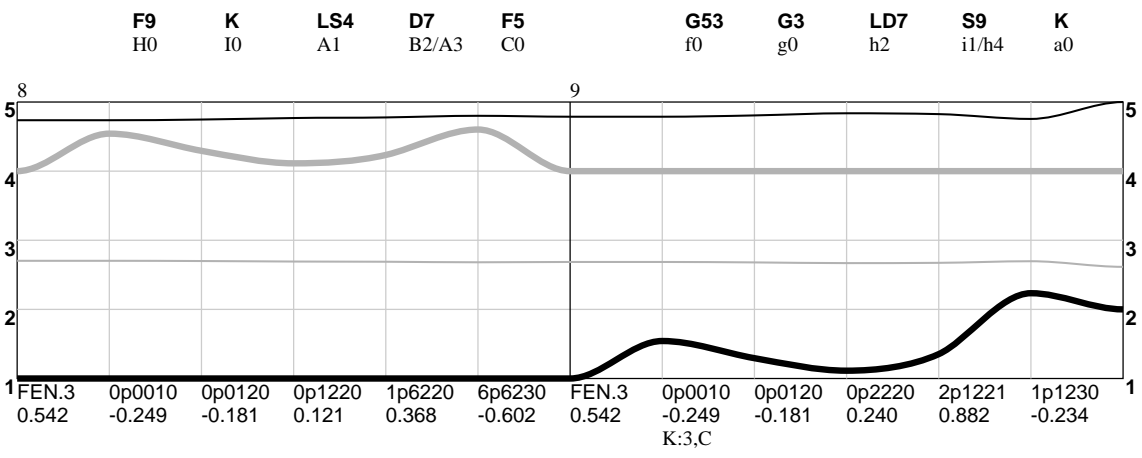
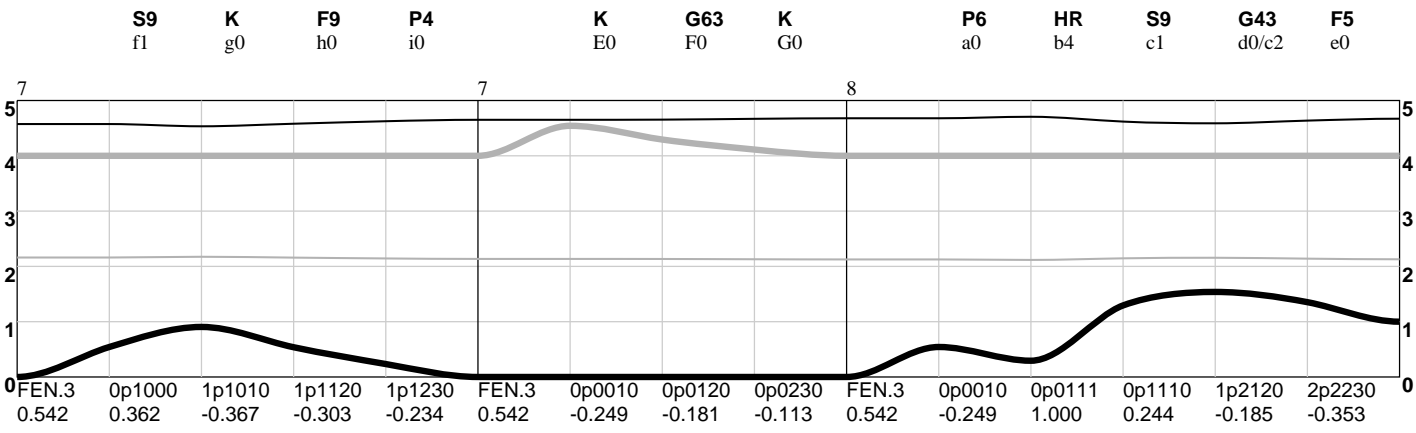
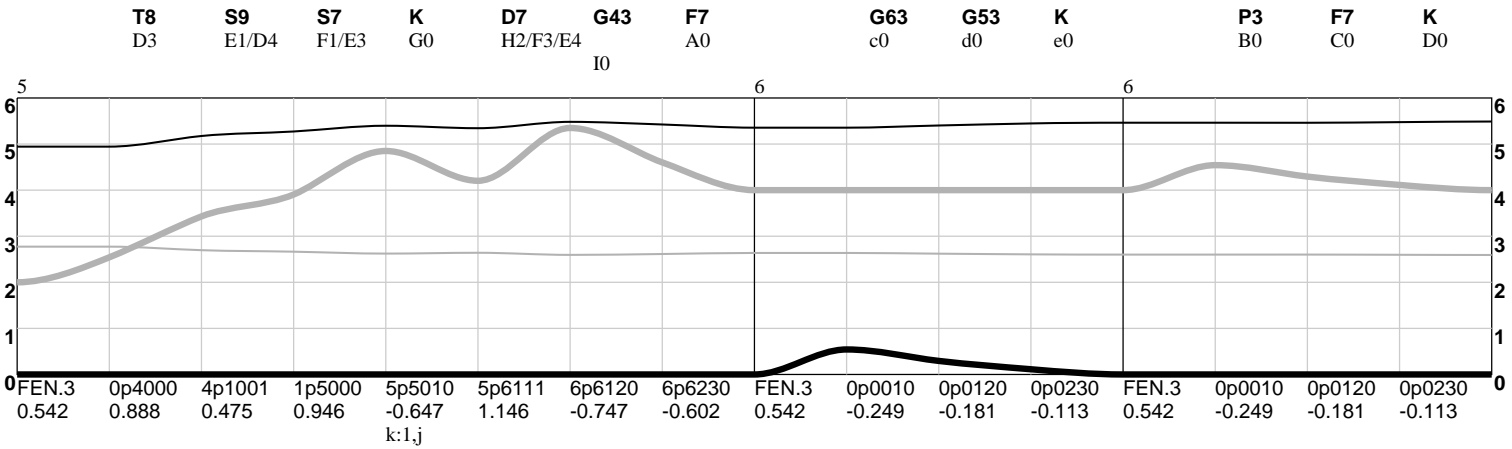


M:6 N:1,K

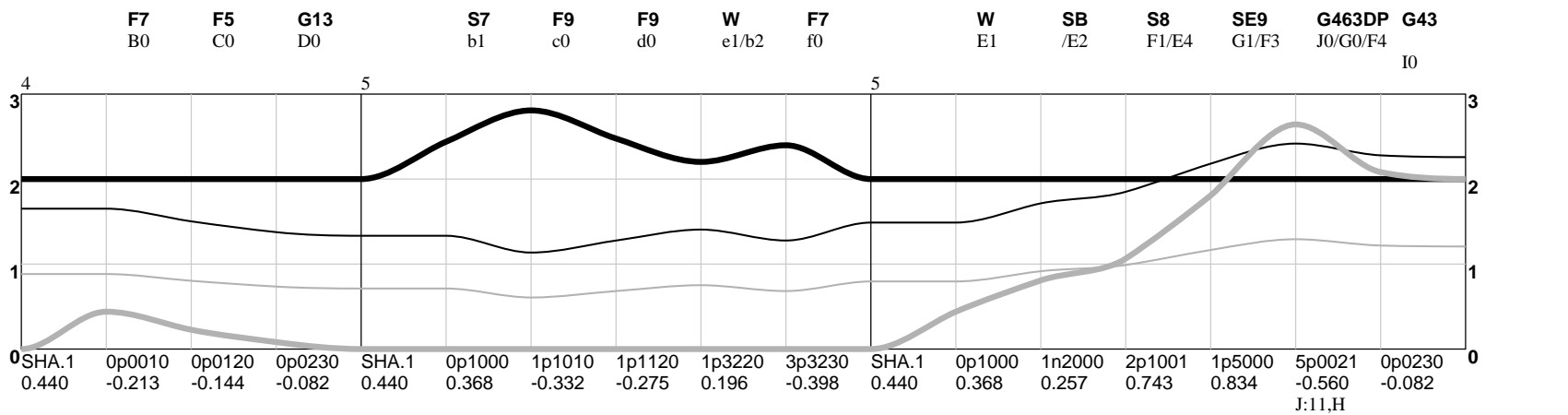
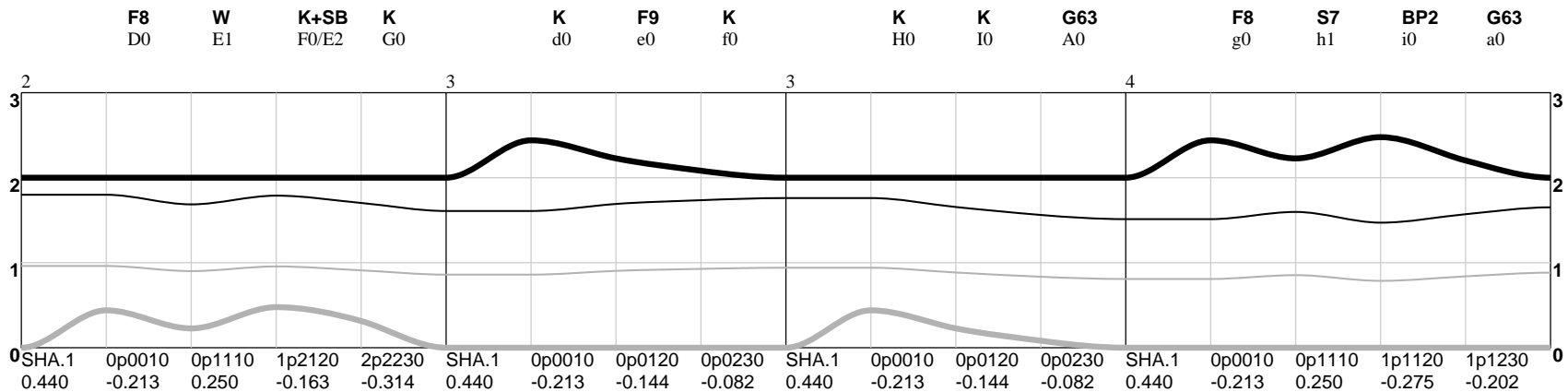
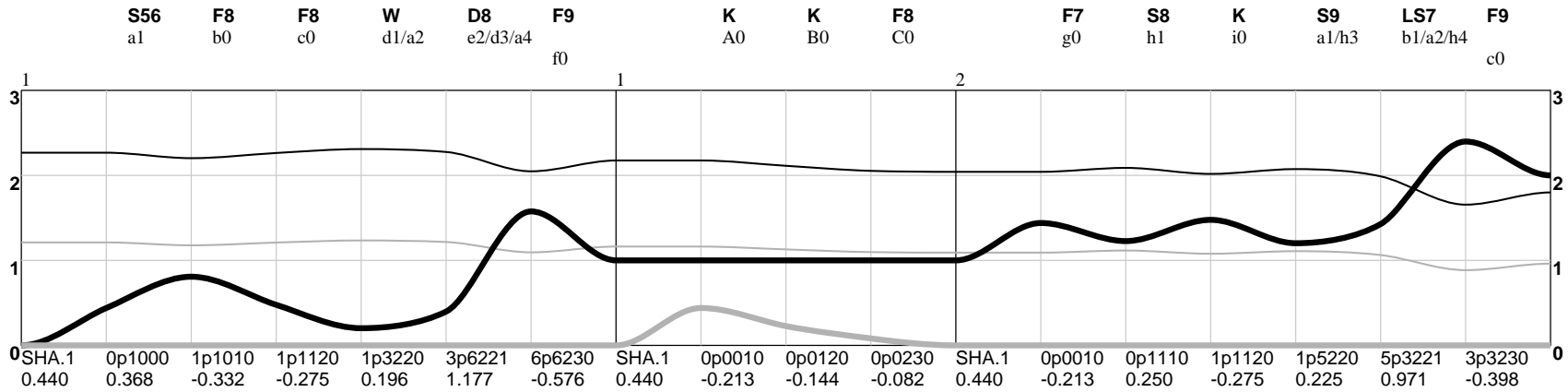
NYN vs BOS 1986 WS gm 5 10/23 (0) Thu



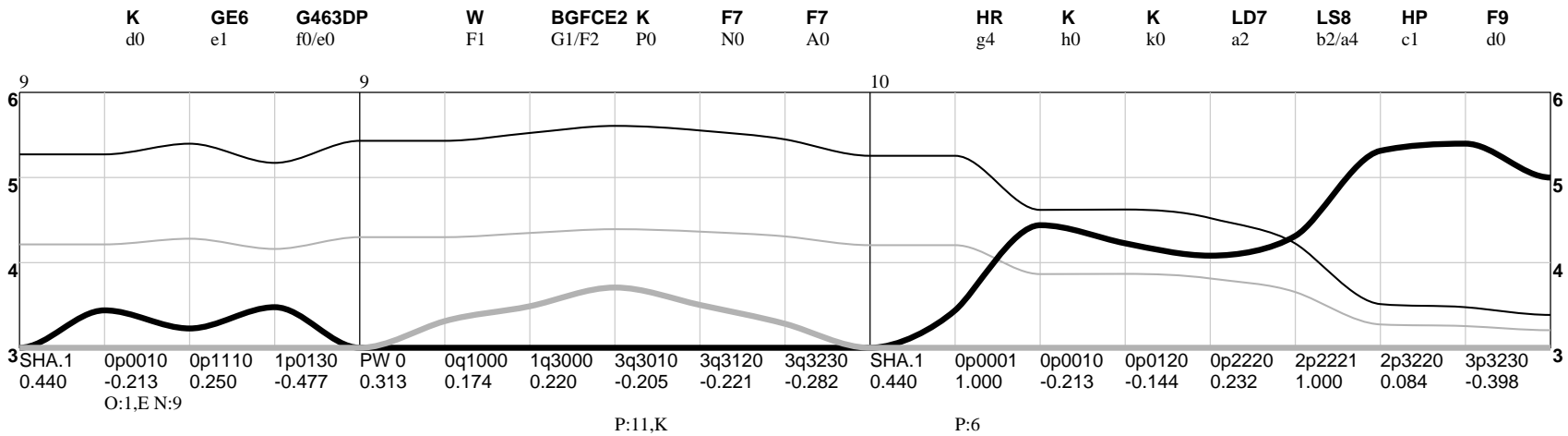
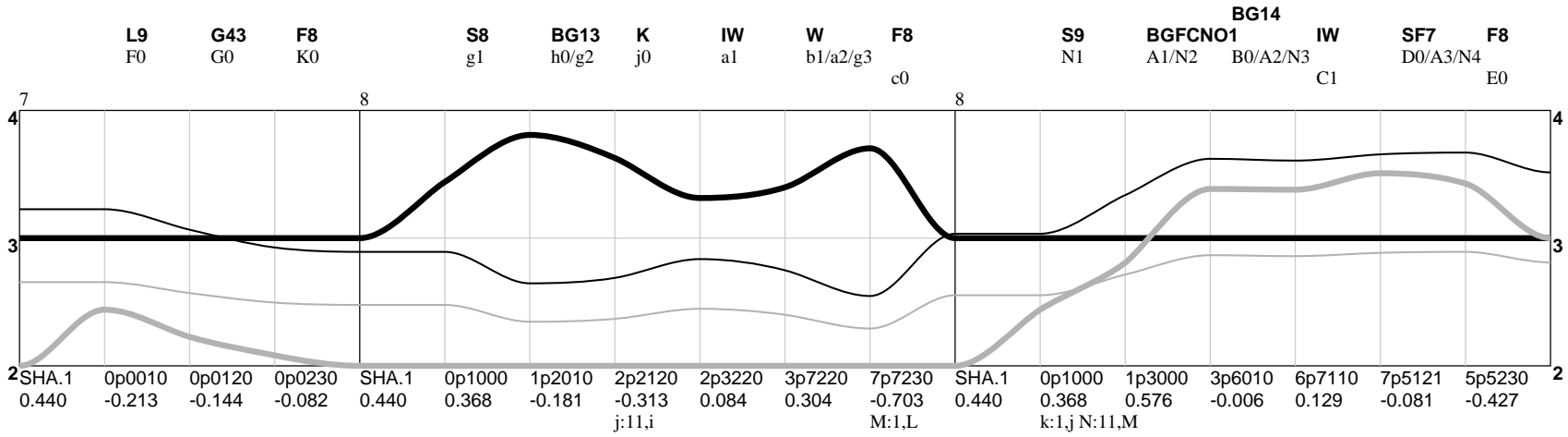
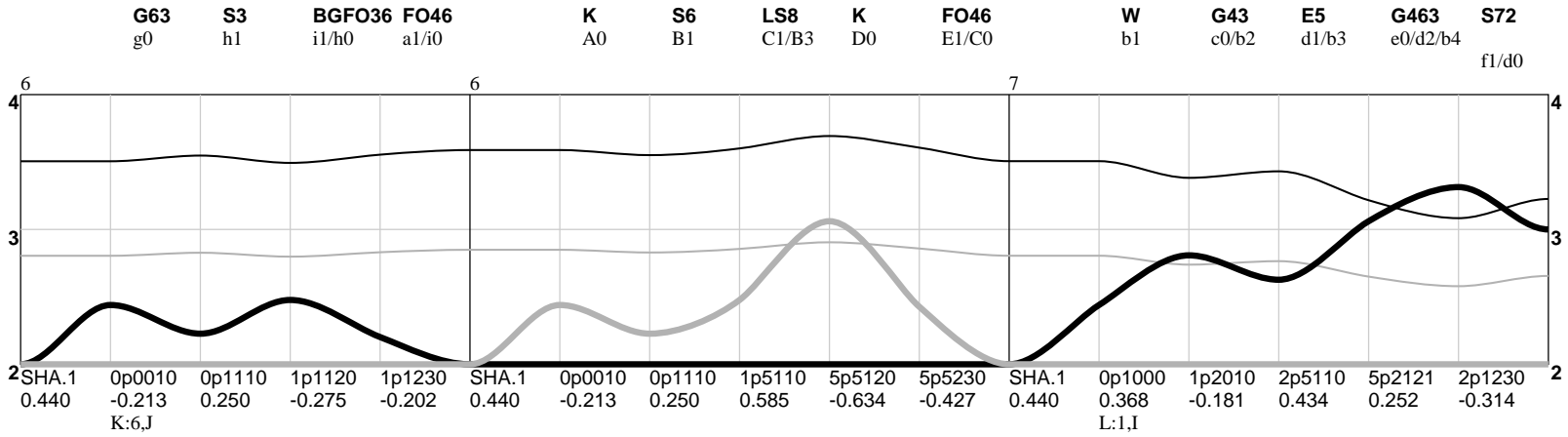
NYN vs BOS 1986 WS gm 5 10/23 (0) Thu



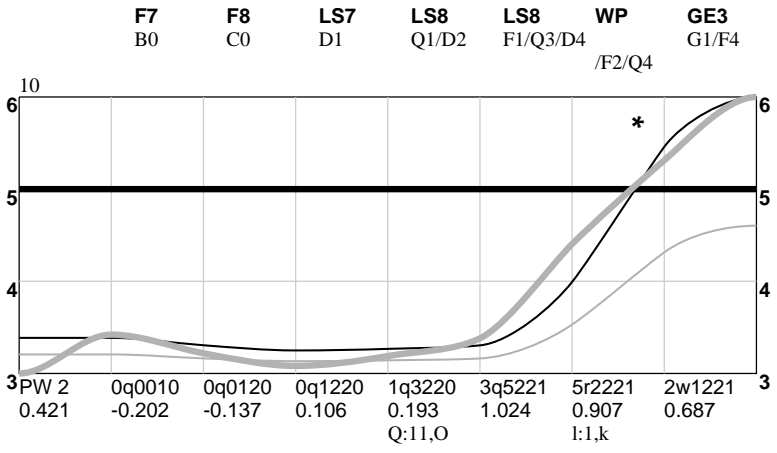
BOS vs NYN 1986 WS gm 6 10/25 (0) Sat



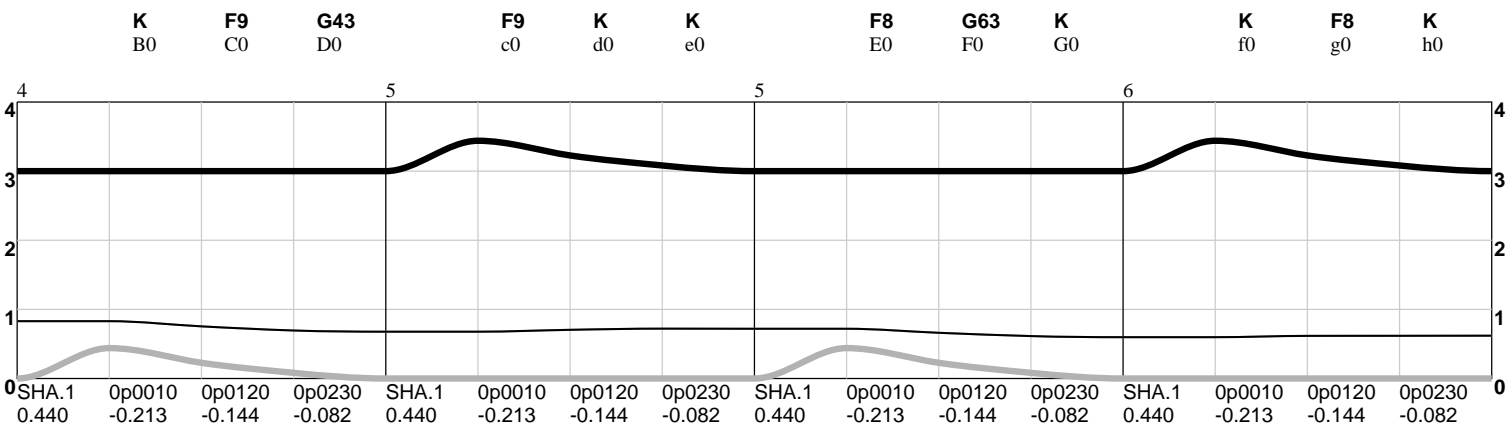
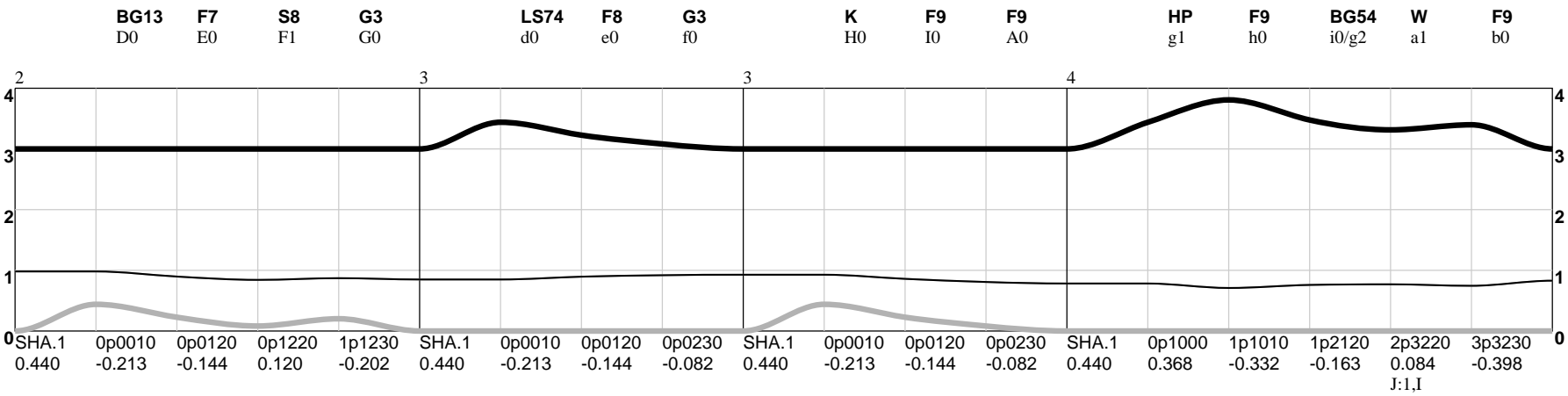
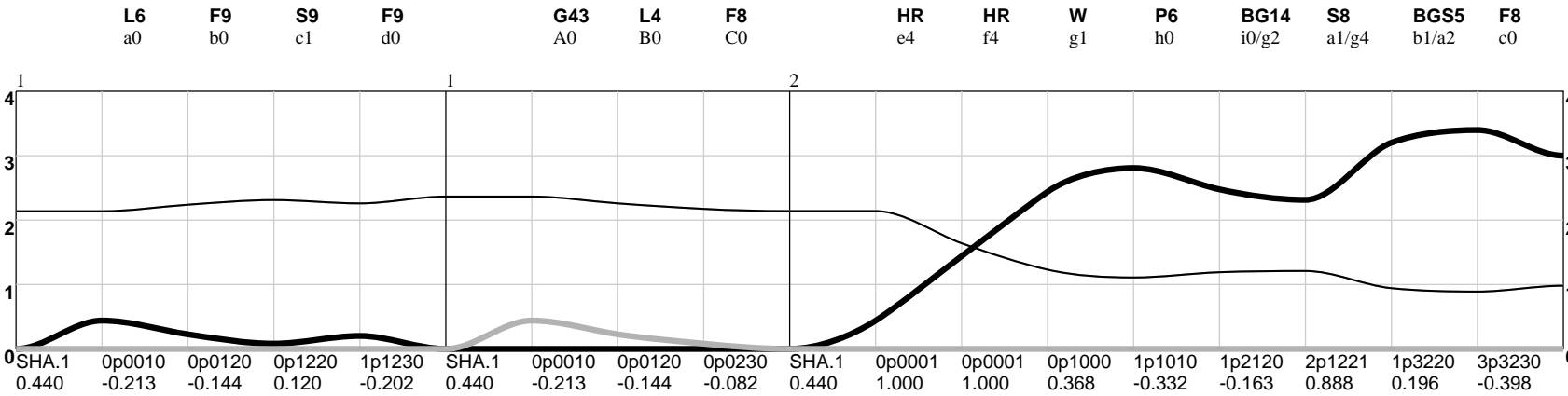
BOS vs NYN 1986 WS gm 6 10/25 (0) Sat



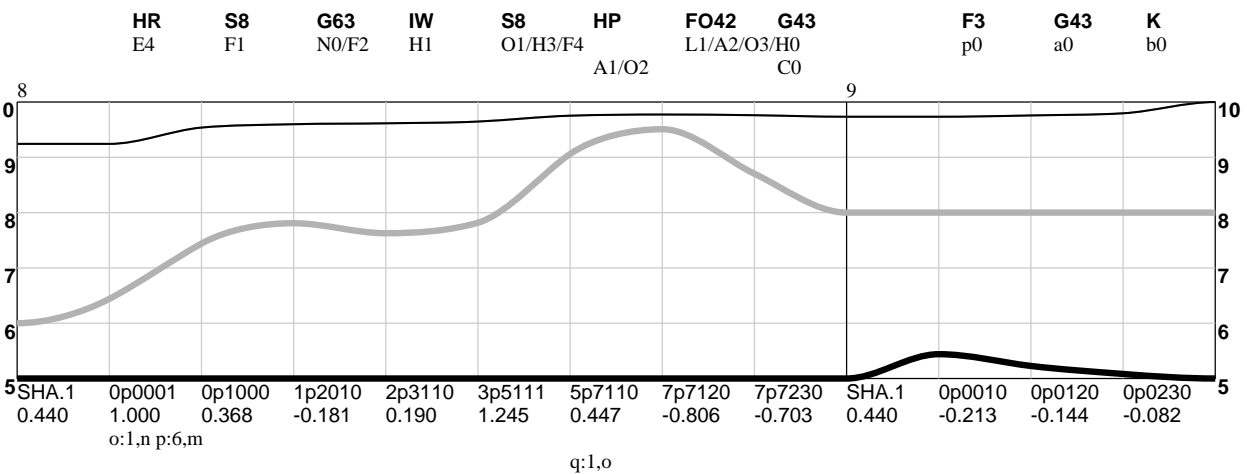
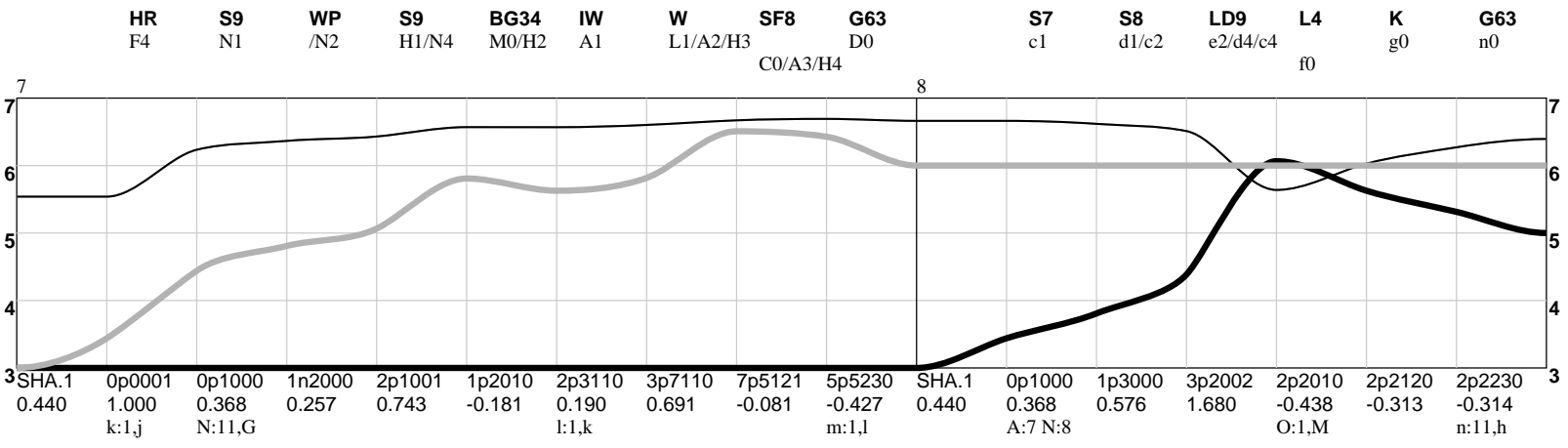
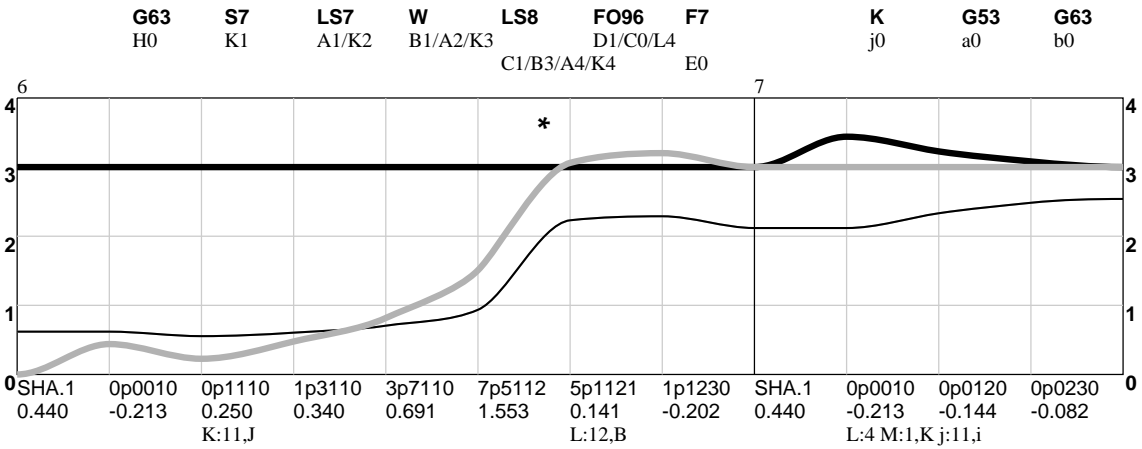
BOS vs NYN 1986 WS gm 6 10/25 (0) Sat



BOS vs NYN 1986 WS gm 7 10/27 (0) Mon



BOS vs NYN 1986 WS gm 7 10/27 (0) Mon



BOS vs NYN 1986 WS

BOS	pa	o	br	R	ro	xo	nr	lb	Game 1	pa	o	br	r	ro	xo	nr	lb	NYN	pa	o	br	R	ro	xo	nr	lb
	36	27	10	1	26	1	9	8		71	54	19	1	52	2	17	16		35	27	9	0	26	1	8	8

br/pa	pa/3o	r/3o	nr/br	lb/nr	br/r	-5	+5	+1	T	X	!	-5	+5	+1	br/pa	pa/3o	r/3o	nr/br	lb/nr	br/r
0.28	4.00	0.11	0.90	0.89	10.00	2	2	1	179	21	11	2	1	0	0.26	3.89	0.00	0.89	1.00	#

BOS Hitting — gm 1

#	st	ACR	ACW	R	PA	O	BR	player
a	5	-0.906	-2.914	0	4	4		Wade Boggs L
b	4	-0.195	-0.965	0.322	4	4	1	Marty Barrett R
c	3	-0.436	-1.318	-0.063	4	3	1	Bill Buckner L
d	7	+0.920	+2.517	1.283	4+	2	3	Jim Rice R
e	9	-0.430	-3.363	-0.055	4	4	1	Dwight Evans R
f	2	+0.146	+2.363	0.575	4	2	1	Rich Gedman L
g	8	-0.550	-0.146	-0.016	4	2	1	Dave Henderson R
h	6	-0.221	-1.167	0.091	4	2	2	Spike Owen S
i	1	-0.968	-3.251	-0.477	3	3		Bruce Hurst L
j	c	+0.000						Dave Stapleton R
k	i	-2.989	-5.264	-0.661	1	1		Mike Greenwell L

NYN Hitting — gm 1

#	st	ACR	ACW	R	PA	O	BR	player
A	7	-0.288	-1.139	0.217	4	3	1	Mookie Wilson S
B	8	-0.266	-0.837	0.238	4	4	1	Lenny Dykstra L
C	3	-0.264	-0.047	0.098	4	3	1	Keith Hernandez L
D	2	-0.155	+0.720	0.303	4	3	1	Gary Carter R
E	9	-0.091	-0.357	0.319	4	3	2	Darryl Strawberry L
F	5	-1.330	-7.479	-0.807	4-	2	1	Ray Knight R
G	4	+0.570	+2.705	0.680	3	1	2	Tim Teufel R
H	6	-1.267	-4.760	-0.677	3	3		Rafael Santana R
I	1	-0.906	-3.179	0	2	2		Ron Darling R
J	G	-1.029	-3.747	-0.105	1	1		Wally Backman S
K	I	-1.333	-6.444	-0.169	1	1		Kevin Mitchell R
M	H	-0.738	-5.132	-0.096	1	1		Danny Heep L

BOS Pitching — gm 1

#	st	ACOR	ACW	R	PA	O	BR	player
i	1	-4.345	+1.686	0	31+	24	8	Bruce Hurst L
l	i	-3.619	+2.394	0	4	3	1	Calvin Schiraldi R

NYN Pitching — gm 1

#	st	ACOR	ACW	R	PA	O	BR	player
I	1	-2.947	+0.912	1	27-	21	7	Ron Darling R
L	A	-3.742	+0.466	0	9	6	3	Roger McDowell R

BOS	pa	o	br	R	ro	xo	nr	lb	Game 2	pa	o	br	r	ro	xo	nr	lb	NYN	pa	o	br	R	ro	xo	nr	lb
	49	27	23	9	26	1	22	13		88	54	36	12	52	2	34	22		39	27	13	3	26	1	12	9

br/pa	pa/3o	r/3o	nr/br	lb/nr	br/r	-5	+5	+1	T	X	!	-5	+5	+1	br/pa	pa/3o	r/3o	nr/br	lb/nr	br/r
0.47	5.44	1.00	0.96	0.59	2.56	8	13	6	216	10	4	1	5	0	0.33	4.33	0.33	0.92	0.75	4.33

BOS Hitting — gm 2

#	st	ACR	ACW	R	PA	O	BR	player
a	5	+1.286	+0.949	2.471	6	2	3	Wade Boggs L
b	4	+0.112	+0.335	0.582	6	3	3	Marty Barrett R
c	3	+0.244	-0.543	0.599	5	3	2	Bill Buckner L
d	7	+0.053	-0.144	0.583	6	4	3	Jim Rice R
e	9	+0.672	+1.237	1.328	5	2	3	Dwight Evans R
f	2	-0.322	-0.493	-0.035	5	4	1	Rich Gedman L
g	8	+1.626	+0.868	2.314	5	2	3	Dave Henderson R
h	6	+1.899	+1.422	2.526	5+	2	4	Spike Owen S
i	1	+0.841	+3.110	0.502	2	1	1	Roger Clemens R
j	i	-0.906	-0.242	0	1	1		Steve Crawford R
k	i	-2.772	-0.197	-0.616	1	1		Mike Greenwell L
l	i	-2.416	-0.053	-0.497	1	1		Bob Stanley R
m	c	-3.428	+0.042	-0.757	1	1		Dave Stapleton R
n	h	+0.000						Ed Romero R

NYN Hitting — gm 2

#	st	ACR	ACW	R	PA	O	BR	player
A	8	+0.161	-0.715	0.838	5	3	2	Lenny Dykstra L
B	4	+1.007	+2.045	1.588	5	2	4	Wally Backman S
C	3	+0.049	+0.555	0.377	5	3	2	Keith Hernandez L
D	2	-0.191	-0.919	0.125	4	3	1	Gary Carter R
E	9	-1.322	-1.653	-0.698	4-	4		Darryl Strawberry L
F	7	-0.415	-0.362	0.006	3	2	1	Danny Heep L
G	5	-0.760	-0.883	-0.202	4	4		Howard Johnson S
H	6	+0.359	+0.522	0.677	4	2	2	Rafael Santana R
I	1	+0.379	+0.619	0.290	2	1	1	Dwight Gooden R
K	I	-0.674	-0.238	0	2	2		Mookie Wilson S
M	F	-0.906	-0.299	0	1	1		Lee Mazzilli S

BOS Pitching — gm 2

#	st	ACOR	ACW	R	PA	O	BR	player
i	1	+1.574	+0.143	2.907	21,	13	9	Roger Clemens R
j	i	-3.198	+0.405	0.093	6	5	1	Steve Crawford R
l	i	-4.382	+0.213	0	12	9	3	Bob Stanley R

NYN Pitching — gm 2

#	st	ACOR	ACW	R	PA	O	BR	player
I	1	+5.599	-0.865	6	26-	15	11	Dwight Gooden R
J	F	+13.957	-0.311	3.897	9,	3	6	Rick Aguilera R
L	F	-14.219	+0.068	-1.897	7	6	2	Jesse Orosco L
N	F	+18.567	-0.115	2.201	4,	1	3	Sid Fernandez L
O	F	-17.604	+0.073	-1.201	3	2	1	Doug Sisk R

BOS vs NYN 1986 WS

BOS pa	o	br	R	ro	xo	nr	lb	Game 3 pa	o	br	r	ro	xo	nr	lb	NYN pa	o	br	R	ro	xo	nr	lb
34	27	8	1	26	1	7	6	74	54	22	8	52	2	20	12	40	27	14	7	26	1	13	6

br/pa	pa/3o	r/3o	nr/br	lb/nr	br/r	-5	+5	+1	T	X	!	-5	+5	+1	br/pa	pa/3o	r/3o	nr/br	lb/nr	br/r
0.24	3.78	0.11	0.88	0.86	8.00	1	1	1	178	6	3	3	6	4	0.35	4.44	0.78	0.93	0.46	2.00

BOS Hitting — gm 3

#	st	ACR	ACW	R	PA	O	BR	player
A	5	+0.216	+0.030	0.662	4.	2	2	Wade Boggs L
B	4	+0.872	+0.795	1.347	4	4	2	Marty Barrett R
C	3	-1.355	-0.886	-0.883	4-		3	Bill Buckner L
D	7	-0.389	-0.311	0.234	4.	2	1	Jim Rice R
E	10	-0.435	-0.401	0.289	4.	3	1	Don Baylor R
F	9	-1.092	-0.799	-0.415	4.		4	Dwight Evans R
G	2	-0.975	-0.535	-0.479	4.		4	Rich Gedman L
H	8	+0.675	+0.147	0.973	3	2	2	Dave Henderson R
I	6	-1.900	-0.824	-0.729	3.		3	Spike Owen S

NYN Hitting — gm 3

#	st	ACR	ACW	R	PA	O	BR	player
a	8	+1.633	+2.084	2.527	5+	2	4	Lenny Dykstra L
b	4	-0.725	+0.461	-0.312	5	3	1	Wally Backman S
c	3	+1.061	+1.025	1.737	5	3	3	Keith Hernandez L
d	2	+0.665	+0.924	1.453	5	4	1	Gary Carter R
e	9	-0.259	-0.553	0.318	4	3	1	Darryl Strawberry L
f	5	+0.787	+0.197	1.177	4	2	2	Ray Knight R
g	10	+1.450	+1.022	1.444	3	3	1	Danny Heep L
h	7	-1.585	-0.278	-0.819	4		4	Mookie Wilson S
i	6	-0.804	-0.101	-0.357	4	2	1	Rafael Santana R
k	g.	+0.000						Kevin Mitchell R
l	g.	-1.065	+0.052	-0.167	1	1		Lee Mazzilli S

BOS Pitching — gm 3

#	st	ACOR	ACW	R	PA	O	BR	player
J	1	+2.722	-0.717	6	31-	21	10	Oil Can Boyd R
K		+32.055	-0.295	1.840	2.		2	Joe Sambito L
L		-9.623	-0.003	-0.840	7	6	2	Bob Stanley R

NYN Pitching — gm 3

#	st	ACOR	ACW	R	PA	O	BR	player
j	1	-3.825	+0.303	1	28+	21	8	Bob Ojeda L
m		-6.614	+0.291	0	6	6		Roger McDowell R

BOS pa	o	br	R	ro	xo	nr	lb	Game 4 pa	o	br	r	ro	xo	nr	lb	NYN pa	o	br	R	ro	xo	nr	lb
40	27	13	2	27	0	13	11	77	54	26	8	51	3	23	15	37	27	13	6	24	3	10	4

br/pa	pa/3o	r/3o	nr/br	lb/nr	br/r	-5	+5	+1	T	X	!	-5	+5	+1	br/pa	pa/3o	r/3o	nr/br	lb/nr	br/r
0.33	4.44	0.22	1.00	0.85	6.50	2	4	0	202	11	5	4	5	3	0.35	4.11	0.67	0.77	0.40	2.17

BOS Hitting — gm 4

#	st	ACR	ACW	R	PA	O	BR	player
A	5	-1.483	-1.718	-1.144	5-		4	Wade Boggs L
B	4	+0.428	+0.576	1.189	5	2	3	Marty Barrett R
C	3	-1.436	-1.588	-1.143	5.		5	Bill Buckner L
D	7	+0.290	-0.252	0.963	5	3	2	Jim Rice R
E	10	-0.696	+0.293	-0.062	4.	4	1	Don Baylor R
F	9	-0.046	-2.347	0.292	4.	1	2	Dwight Evans R
G	2	+1.056	+1.935	1.346	4	2	2	Rich Gedman L
H	8	-1.009	-1.582	-0.266	4.		4	Dave Henderson R
I	6	+0.222	-0.847	0.518	3	1	2	Spike Owen S
L	I.	+1.062	+0.127	0.306	1		1	Mike Greenwell L
M	I.	+0.000					1	Ed Romero R

NYN Hitting — gm 4

#	st	ACR	ACW	R	PA	O	BR	player
a	8	+0.736	-0.540	1.577	5	4	1	Lenny Dykstra L
b	4	+0.328	+0.958	0.726	4	2	2	Wally Backman S
c	3	-0.691	-0.390	-0.164	4	3	1	Keith Hernandez L
d	2	+3.190	+3.580	3.285	4+	2	3	Gary Carter R
e	9	+0.198	-0.042	0.665	4	3	2	Darryl Strawberry L
f	5	-0.486	+1.177	0.145	4	3	2	Ray Knight R
g	10	-1.424	-1.377	-0.593	4		4	Danny Heep L
h	7	+0.587	-0.602	1.094	4	3	2	Mookie Wilson S
i	6	-1.432	-0.563	-0.737	4	3		Rafael Santana R

BOS Pitching — gm 4

#	st	ACOR	ACW	R	PA	O	BR	player
J	1	-0.406	-0.251	3	24-	18	8	Al Nipper R
K		+8.149	-0.331	3	9-	6	4	Steve Crawford R
N		-5.193	+0.018	0	4	3	1	Bob Stanley R

NYN Pitching — gm 4

#	st	ACOR	ACW	R	PA	O	BR	player
j	1	-4.847	+0.744	0	30+	21	9	Ron Darling R
k		+12.392	-0.069	2.428	6.	2	4	Roger McDowell R
l		-9.362	+0.557	-0.428	4	4		Jesse Orosco L

BOS vs NYN 1986 WS

BOS	pa	o	br	R	ro	xo	nr	lb	Game 5	pa	o	br	r	ro	xo	nr	lb	NYN	pa	o	br	R	ro	xo	nr	lb
	39	24	16	4	23	1	15	11		76	51	27	6	49	2	25	19		37	27	11	2	26	1	10	8

br/pa	pa/3o	r/3o	nr/br	lb/nr	br/r	-.5	+.5	+1	T	X	!	-.5	+.5	+1	br/pa	pa/3o	r/3o	nr/br	lb/nr	br/r
0.41	4.88	0.50	0.94	0.73	4.00	6	5	2	189	8	4	3	3	1	0.30	4.11	0.22	0.91	0.80	5.50

BOS Hitting — gm 5

#	st	ACR	ACW	R	PA	O	BR	player
A	5	-0.614	-0.434	-0.171	5	3	2	Wade Boggs L
B	4	-0.013	+0.467	0.739	5	3	3	Marty Barrett R
C	3	-0.806	+0.230	-0.603	5	3	2	Bill Buckner L
D	7	+1.561	+1.500	1.731	4	1	3	Jim Rice R
E	10	+0.034	+0.307	0.431	4	2	2	Don Baylor R
F	9	+1.040	-0.281	1.306	4	2	2	Dwight Evans R
G	2	-1.588	-0.927	-1.013	4	4		Rich Gedman L
H	8	+1.405	+1.724	1.999	4+	2	2	Dave Henderson R
I	6	-1.022	+0.328	-0.419	4	4		Spike Owen S
K	C	+0.000						Dave Stapleton R

NYN Hitting — gm 5

#	st	ACR	ACW	R	PA	O	BR	player
a	8	-0.881	-1.195	-0.259	5	4	1	Lenny Dykstra L
b	4	+0.364	-0.356	0.666	4	2	2	Tim Teufel R
c	3	-0.873	-1.448	-0.308	4	3	1	Keith Hernandez L
d	2	-1.082	-1.266	-0.415	4-	4		Gary Carter R
e	9	-0.500	-0.362	0.095	4	4	1	Darryl Strawberry L
f	5	-0.644	-0.704	0.152	4	3	1	Ray Knight R
g	10	-0.317	+0.136	0.203	4	3	1	Kevin Mitchell R
h	7	+0.357	+0.619	0.886	4	2	2	Mookie Wilson S
i	6	+0.731	+0.368	0.981	4	2	2	Rafael Santana R

BOS Pitching — gm 5

#	st	ACOR	ACW	R	PA	O	BR	player
J	1	-2.982	+0.487	2	37+	27	11	Bruce Hurst L

NYN Pitching — gm 5

#	st	ACOR	ACW	R	PA	O	BR	player
j	1	+3.412	-0.312	4.495	24,-	12	13	Dwight Gooden R
k		-6.325	-0.046	-0.495	15	12	3	Sid Fernandez L

BOS	pa	o	br	R	ro	xo	nr	lb	Game 6	pa	o	br	r	ro	xo	nr	lb	NYN	pa	o	br	R	ro	xo	nr	lb
	49	30	20	5	29	1	19	14		92	59	35	11	57	2	33	22		43	29	15	6	28	1	14	8

br/pa	pa/3o	r/3o	nr/br	lb/nr	br/r	-.5	+.5	+1	T	X	!	-.5	+.5	+1	br/pa	pa/3o	r/3o	nr/br	lb/nr	br/r
0.41	4.90	0.50	0.95	0.74	4.00	2	4	3	242	47	19	2	7	1	0.35	4.45	0.62	0.93	0.57	2.50

BOS Hitting — gm 6

#	st	ACR	ACW	R	PA	O	BR	player
a	5	+0.359	+2.374	0.852	6	1	4	Wade Boggs L
b	4	+1.901	+10.058	3.075	6	1	5	Marty Barrett R
c	3	-1.279	-5.769	-1.371	6	5	1	Bill Buckner L
d	7	-0.332	+1.518	0.223	6	5	2	Jim Rice R
e	9	+1.473	+6.435	2.089	5	3	3	Dwight Evans R
f	2	-1.571	-6.776	-1.459	5-	4		Rich Gedman L
g	8	+0.621	+5.768	1.581	5	3	2	Dave Henderson R
h	6	+0.303	+1.839	0.785	5	3	3	Spike Owen S
i	1	-1.168	-3.466	-0.607	3	3		Roger Clemens R
j	i	-1.333	-6.460	-0.169	1	1		Mike Greenwell L
k	i	-0.615	+3.060	0	1	1		Calvin Schiraldi R

NYN Hitting — gm 6

#	st	ACR	ACW	R	PA	O	BR	player
A	8	-0.182	+0.745	0.440	5	4	1	Lenny Dykstra L
B	4	-0.268	-2.408	0.363	5	4	1	Wally Backman S
C	3	+0.298	-0.140	0.834	5	4	2	Keith Hernandez L
D	2	-0.769	-1.605	-0.468	5	4	1	Gary Carter R
E	9	+0.022	-2.445	0.311	4	1	2	Darryl Strawberry L
F	5	+1.719	+8.940	2.421	5+	2	3	Ray Knight R
G	7	+1.092	+4.578	1.626	5	3	3	Mookie Wilson S
H	6	-0.906	-3.456	0	1	1		Rafael Santana R
I	1	-0.482	-1.989	0	2	2		Bob Ojeda L
J	H	-2.384	-7.422	-0.363	1	1		Danny Heep L
K	H	-0.350	-1.461	0	1	1		Kevin Elster R
N	I	+0.314	+5.540	0.331	2	1	1	Lee Mazzilli S
P	H	-0.871	-2.184	-0.163	1	1		Howard Johnson S
Q	E	+2.751	+4.524	0.667	1	1		Kevin Mitchell R

BOS Pitching — gm 6

#	st	ACOR	ACW	R	PA	O	BR	player
i	1	-1.587	+0.842	2	26	21	6	Roger Clemens R
k	i	+2.947	-3.032	2.385	16,-	8	8	Calvin Schiraldi R
l	i	+61.064	-71.206	1.615	1	1		Bob Stanley R

NYN Pitching — gm 6

#	st	ACOR	ACW	R	PA	O	BR	player
I	1	-0.873	+0.212	2	28+	18	10	Bob Ojeda L
L	I	+3.152	-3.487	1.675	10,	5	5	Roger McDowell R
M	I	-26.903	+22.082	-0.675	1	1		Jesse Orosco L
O	E	+4.291	-6.476	2	10	6	5	Rick Aguilera R

BOS vs NYN 1986 WS

BOS pa o br R ro xo nr lb						Game 7 pa o br r ro xo nr lb						NYN pa o br R ro xo nr lb										
38 27 11 5 27 0 11 6						77 51 26 13 51 0 26 13						39 24 15 8 24 0 15 7										
br/pa		pa/3o	r/3o	nr/br	lb/nr	br/r	-.5	+.5	+1	T	X	!	-.5	+.5	+1	br/pa		pa/3o	r/3o	nr/br	lb/nr	br/r
0.29		4.22	0.56	1.00	0.55	2.20	0	5	3	191	23	12	2	7	4	0.38		4.88	1.00	1.00	0.47	1.88

BOS Hitting — gm 7

#	st	ACR	ACW	R	PA	O	BR	player
a	5	+0.401	+1.424	1.041	5.	3	2	Wade Boggs L
b	4	-0.435	-1.229	-0.133	5.	4	1	Marty Barrett R
c	3	-0.131	-1.097	0.212	4.	2	2	Bill Buckner L
d	7	+0.018	-0.988	0.469	4.	3	1	Jim Rice R
e	9	+2.610	+5.526	2.787	4	2	2	Dwight Evans R
f	2	+0.284	+1.196	0.669	4.	3	1	Rich Gedman L
g	8	+0.297	+1.348	0.728	4.	2	2	Dave Henderson R
h	6	-1.057	-2.023	-0.503	3-		3	Spike Owen S
i	1	-0.693	-0.619	-0.037	2.		2	Bruce Hurst L
j	i.	-0.906	-4.025	0	1.		1	Tony Armas R
n	h.	-1.335	-1.556	-0.232	1.		1	Don Baylor R
p	i.	-0.906	-0.211	0	1.		1	Ed Romero R

BOS Pitching — gm 7

#	st	ACOR	ACW	R	PA	O	BR	player
i	1	+0.603	-0.788	3	23-	18	5	Bruce Hurst L
k	i	+20.941	-3.548	2.400	4.,	1	3	Calvin Schiraldi R
l	i	+10.213	-0.476	0.945	3.,	1	2	Joe Sambito L
m	i	-16.360	+0.335	-0.345	1		1	Bob Stanley R
o	h	+20.080	-0.955	2.907	5.,	1	4	Al Nipper R
q	h	-13.549	+0.056	-0.907	3	2	1	Steve Crawford R

BOS Hitting — RS

ACR	ACW	PA	BR	/pa	w	l	player
+0.361	+0.854	693>	320	0.46	17	4	Wade Boggs L
+0.198	+0.298	640	243	0.38	15	6	Dwight Evans R
+0.126	+0.440	693	268	0.39	13	6	Jim Rice R
+0.061	+0.352	713	257	0.36	9	3	Marty Barrett R
+0.023	+0.134	687	242	0.35	11	11	Don Baylor R
-0.006	+0.111	453	145	0.32	7	4	Tony Armas R
-0.026	+0.239	509	167	0.33	5	8	Rich Gedman L
-0.034	+0.297	681	215	0.32	8	12	Bill Buckner L
-0.034	-0.946	40	15	0.38			Mike Greenwell L
-0.134	+0.133	147	46	0.31	2		Spike Owen S
-0.250	-0.457	263	71	0.27	3	3	Ed Romero R
-0.259	-0.826	54	14	0.26	1		Dave Henderson R
-0.411	-0.941	42	9	0.21			Dave Stapleton R

NYN Hitting — gm 7

#	st	ACR	ACW	R	PA	O	BR	player
A	8-	+0.580	+0.783	1.090	5'	2	3	Mookie Wilson S
B	4	+0.474	+2.141	0.720	3'	2	1	Tim Teufel R
C	3	+0.462	+6.542	0.929	5'	5	1	Keith Hernandez L
D	2	-0.619	-1.046	-0.175	4		3	Gary Carter R
E	9	+0.469	-1.683	0.951	4'	3	1	Darryl Strawberry L
F	5	+1.429	+2.209	1.654	4+	1	3	Ray Knight R
G	7	-0.605	-1.101	-0.161	2		2	Kevin Mitchell R
H	6	+0.539	-1.514	1.022	4'	3	2	Rafael Santana R
I	1	-0.615	-2.648	0	1		1	Ron Darling R
K	I.	+1.063	+3.732	0.279	1'		1	Lee Mazzilli S
L	B;	-0.243	+0.340	-0.030	2		1	Wally Backman S
M	I	-0.770	-0.012	-0.128	1		1	Roger McDowell R
N	G;	+0.945	+0.906	0.568	2'	1	1	Lenny Dykstra L
O	I	+5.296	+0.953	1.281	1'		1	Jesse Orosco L

NYN Pitching — gm 7

#	st	ACOR	ACW	R	PA	O	BR	player
I	1	+3.308	-1.437	3.232	18,+	11	7	Ron Darling R
J	I	-5.711	+0.919	-0.232	8'	7	1	Sid Fernandez L
M	I	+13.949	-1.019	2.785	6,	3	3	Roger McDowell R
O	I	-9.602	+2.136	-0.785	6'	6		Jesse Orosco L

NYN Hitting — RS

ACR	ACW	PA	BR	/pa	w	l	player
+0.300	+1.214	72	31	0.43	2		Lee Mazzilli S
+0.297	+0.158	227	90	0.40	5		Danny Heep L
+0.269	+0.584	562	207	0.37	15	2	Darryl Strawberry L
+0.267	+0.478	652>	277	0.42	17	7	Keith Hernandez L
+0.246	+0.046	253	86	0.34	2	2	Howard Johnson S
+0.228	+0.573	498	188	0.38	5		Lenny Dykstra L
+0.176	-0.055	416	143	0.34	4	1	Mookie Wilson S
+0.175	+0.563	541	190	0.35	8	6	Ray Knight R
+0.142	-0.025	573	195	0.34	16	6	Gary Carter R
+0.034	+0.190	440	159	0.36	6	6	Wally Backman S
+0.027	-0.631	20	6	0.30	1		Roger McDowell R
+0.025	-0.068	318	110	0.35	4	5	Tim Teufel R
+0.009	+0.167	364	121	0.33	10	6	Kevin Mitchell R
-0.195	-0.311	436	133	0.31	1	5	Rafael Santana R
-0.232	+1.026	6	2	0.33			Jesse Orosco L
-0.393	-0.892	33	9	0.27			Kevin Elster R
-0.575	-0.706	94	15	0.16			Ron Darling R
-0.656	-0.905	97	13	0.13			Dwight Gooden R
-0.729	-1.242	80	9	0.11			Bob Ojeda L

BOS vs NYN 1986 WS

BOS RS hitting vs L R

player	LACR	Lpa	RACR	Rpa
Marty Barrett R	+0.310	206	-0.062	507
Jim Rice R	+0.330	189	+0.023	504
Ed Romero R	-0.085	82	-0.361	181
Dave Stapleton R	-0.282	22	-0.552	20
Spike Owen S	+0.036	40	-0.222	107
Tony Armas R	+0.006	135	-0.007	318
Don Baylor R	-0.019	184	+0.029	503
Mike Greenwell L	-0.105	3	-0.038	37
Wade Boggs L	+0.300	207	+0.381	486
Bill Buckner L	-0.148	214	+0.018	467
Dwight Evans R	-0.081	169	+0.285	471
Rich Gedman L	-0.430	124	+0.096	385
Dave Henderson R	-0.769	16	-0.102	38

NYN RS hitting vs L R

player	LACR	Lpa	RACR	Rpa
Roger McDowell R	+1.842	6	-0.778	14
Jesse Orosco L	+0.776	1	-0.434	5
Rafael Santana R	+0.071	183	-0.398	253
Ray Knight R	+0.415	211	-0.015	330
Bob Ojeda L	-0.483	31	-0.884	49
Kevin Elster R	-0.194	10	-0.507	23
Dwight Gooden R	-0.512	35	-0.788	62
Kevin Mitchell R	+0.115	216	-0.133	148
Mookie Wilson S	+0.217	212	+0.046	204
Ron Darling R	-0.505	40	-0.647	54
Gary Carter R	+0.222	214	+0.084	359
Howard Johnson S	+0.146	57	+0.237	196
Keith Hernandez L	+0.188	254	+0.309	398
Tim Teufel R	-0.016	222	+0.128	96
Wally Backman S	-0.160	62	+0.062	378
Lenny Dykstra L	-0.113	121	+0.276	377
Lee Mazzilli S	+0.020	29	+0.460	43
Darryl Strawberry L	-0.020	216	+0.424	346
Danny Heep L	-0.412	17	+0.370	210

BOS 1986 ERD probabilities

player	%	-5	-2	-0	+0	+2	+5	+1	si
Wade Boggs L	5	34	53	47	38	15	5	25	
Spike Owen S	6	36	60	39	31	6	3	13	
Marty Barrett R	6	39	59	40	32	12	5	22	
Dwight Evans R	7	42	60	39	32	16	9	33	
Jim Rice R	9	45	59	40	34	15	7	29	
Don Baylor R	8	43	62	38	31	12	7	27	
Tony Armas R	7	44	68	32	27	13	7	27	
Rich Gedman L	9	45	66	34	28	14	8	29	
Ed Romero R	9	44	70	30	26	11	4	18	
Bill Buckner L	10	45	66	34	26	14	8	30	

NYN 1986 ERD probabilities

player	%	-5	-2	-0	+0	+2	+5	+1	si
Wally Backman S	4	29	59	40	31	10	3	15	
Lenny Dykstra L	3	37	57	42	34	11	4	20	
Keith Hernandez L	5	34	56	43	30	15	6	28	
Ray Knight R	6	37	61	39	30	14	7	29	
Tim Teufel R	6	35	63	36	27	14	4	23	
Darryl Strawberry L	6	40	58	40	31	14	8	30	
Danny Heep L	6	38	60	39	30	16	8	32	
Mookie Wilson S	4	38	60	39	29	12	6	23	
Kevin Mitchell R	7	39	65	34	27	12	6	25	
Howard Johnson S	4	40	63	36	27	12	8	28	
Rafael Santana R	5	40	69	31	24	8	3	14	
Gary Carter R	7	46	64	36	28	15	8	31	

BOS 1986 Baserunning

player	BCR	PA
Roger Clemens R	+2.761	3
Ed Romero R	+0.344	197
Spike Owen S	+0.281	139
Jim Rice R	+0.199	551
Bill Buckner L	+0.128	396
Dave Henderson R	+0.068	82
Marty Barrett R	+0.064	585
Dwight Evans R	+0.016	482
Wade Boggs L	-0.009	716
Don Baylor R	-0.031	473
Rich Gedman L	-0.166	334
Tony Armas R	-0.287	242
Dave Stapleton R	-0.483	56
Mike Greenwell L	-0.582	32

NYN 1986 Baserunning

player	BCR	PA
Sid Fernandez L	+0.716	28
Bob Ojeda L	+0.509	28
Kevin Elster R	+0.427	24
Wally Backman S	+0.282	377
Keith Hernandez L	+0.246	542
Gary Carter R	+0.229	369
Jesse Orosco L	+0.127	6
Kevin Mitchell R	+0.109	222
Mookie Wilson S	+0.072	318
Lenny Dykstra L	+0.046	411
Rafael Santana R	+0.035	296
Lee Mazzilli S	+0.032	59
Dwight Gooden R	+0.027	32
Howard Johnson S	-0.014	151
Danny Heep L	-0.025	163
Tim Teufel R	-0.049	227
Darryl Strawberry L	-0.097	333
Ray Knight R	-0.222	388
Rick Aguilera R	-0.266	27
Ron Darling R	-0.298	31
Roger McDowell R	-0.689	10

BOS 1986 Catching

player	FCOR	PA
Rich Gedman L	-0.071	5268

NYN 1986 Catching

player	FCOR	PA
Gary Carter R	-0.028	5000

BOS vs NYN 1986 WS

BOS 1986 Infielding

player	FCOR	PA
Bill Buckner L	-0.113	5577
Marty Barrett R	-0.104	6482
Wade Boggs L	-0.103	6047
Ed Romero R	-0.093	2764
Spike Owen S	-0.080	1997
Don Baylor R	+0.126	422
Dave Stapleton R	+0.145	587

BOS 1986 Outfielding

player	FCOR	PA
Dave Henderson R	-0.433	951
Mike Greenwell L	-0.238	224
Jim Rice R	-0.173	6296
Dwight Evans R	-0.009	6037
Tony Armas R	-0.008	4114
Ed Romero R	+2.090	17
Don Baylor R	+2.847	109

BOS Pitching — RS

ACOR	ACW	PA	O	pa/3	w	l	cg	player
-3.090	+0.309	198	153	3.88	2			Calvin Schiraldi R
-2.176	+0.281	997>	762	3.93	26	5	10	Roger Clemens R
-1.322	-0.006	721	523	4.14	15	9	11	Bruce Hurst L
-0.600	-0.046	893	643	4.17	16	11	10	Oil Can Boyd R
-0.448	+0.012	248	172	4.33	2	2		Steve Crawford R
+0.124	-0.070	200	134	4.48	1	1		Joe Sambito L
+0.796	-0.147	366	247	4.45	2	7		Bob Stanley R
+1.147	-0.372	702	477	4.42	11	12	3	Al Nipper R

BOS 1986 ERD probabilities

player	%	-.5	-.2	-0	+0	+.2	+.5	+1	si
Joe Sambito L	12	47	60	40	33	14	9	32	
Calvin Schiraldi R	6	42	68	32	23	8	5	19	
Steve Crawford R	12	44	62	38	30	15	6	28	
Bruce Hurst L	6	46	68	32	26	9	5	19	
Roger Clemens R	4	44	71	29	23	8	4	15	
Oil Can Boyd R	6	42	67	33	27	11	6	23	
Bob Stanley R	8	42	61	39	30	14	8	30	
Al Nipper R	5	41	63	37	30	15	7	28	

NYN 1986 Infielding

player	FCOR	PA
Kevin Elster R	-0.838	434
Gary Carter R	-0.510	262
Tim Teufel R	-0.060	2815
Ray Knight R	-0.021	5189
Rafael Santana R	+0.049	4771
Keith Hernandez L	+0.088	5956
Wally Backman S	+0.178	3941
Howard Johnson S	+0.304	2176
Kevin Mitchell R	+0.660	827
Lee Mazzilli S	+0.712	183

NYN 1986 Outfielding

player	FCOR	PA
Jesse Orosco L	-3.705	10
Howard Johnson S	-2.420	32
Roger McDowell R	-2.389	5
Kevin Mitchell R	-0.214	2103
Lenny Dykstra L	-0.038	4410
Darryl Strawberry L	+0.078	5330
Mookie Wilson S	+0.195	3754
Danny Heep L	+0.253	1729
Gary Carter R	+0.765	115
Lee Mazzilli S	+0.956	269

NYN Pitching — RS

ACOR	ACW	PA	O	pa/3	w	l	cg	player
-1.585	-0.109	338	243	4.17	1	4		Jesse Orosco L
-1.220	+0.278	871>	652	4.01	21	7	7	Bob Ojeda L
-0.938	+0.188	967	711	4.08	23	6	4	Ron Darling R
-0.853	+0.172	524	384	4.09	5	4		Roger McDowell R
-0.822	+0.210	1020	750	4.08	21	10	12	Dwight Gooden R
-0.353	+0.036	855	613	4.18	18	10	2	Sid Fernandez L
-0.279	-0.017	312	212	4.42	2	3		Doug Sisk R
+0.362	-0.086	605	425	4.27	11	7	2	Rick Aguilera R

NYN 1986 ERD probabilities

player	%	-.5	-.2	-0	+0	+.2	+.5	+1	si
Jesse Orosco L	6	41	69	31	20	8	4	15	
Doug Sisk R	10	42	60	40	30	13	3	19	
Bob Ojeda L	5	43	68	32	25	9	4	17	
Dwight Gooden R	5	41	66	34	26	10	4	17	
Roger McDowell R	5	37	66	34	23	9	3	16	
Ron Darling R	4	40	66	34	24	9	4	17	
Sid Fernandez L	4	42	67	33	25	9	4	18	
Rick Aguilera R	4	40	65	35	27	12	5	23	

BOS vs NYN 1986 WS

BOS Hitting — PS

ACR	ACW	PA	BR	/pa	w	l	player
+0.519	+2.973	41	16	0.39	1	0	Dave Henderson R
+0.387	+0.422	61	23	0.38			Dwight Evans R
+0.368	+0.593	68>	31	0.46	1	0	Marty Barrett R
+0.265	+1.379	45	19	0.42			Don Baylor R
+0.157	-0.039	51	22	0.43	2	1	Spike Owen S
+0.108	+3.002	5	3	0.60			Dave Stapleton R
+0.054	-0.522	65	23	0.35	2	0	Jim Rice R
-0.070	-0.156	70	24	0.34	0	1	Wade Boggs L
-0.073	+0.043	59	16	0.27	1	2	Rich Gedman L
-0.364	-0.836	5	1	0.20			Roger Clemens R
-0.576	-0.826	62	16	0.26	0	3	Bill Buckner L
-0.615	+3.060	1	0	0.00			Calvin Schiraldi R
-0.672	-0.460	17	2	0.12			Tony Armas R
-0.858	-2.198	5	0	0.00			Bruce Hurst L
-0.905	-1.156	6	2	0.33			Mike Greenwell L
-0.906	-0.242	1	0	0.00			Steve Crawford R
-1.107	-0.791	3	0	0.00			Ed Romero R
-2.416	-0.053	1	0	0.00			Bob Stanley R

NYN Hitting — PS

ACR	ACW	PA	BR	/pa	w	l	player
+2.408	+1.256	2	1	0.50			Jesse Orosco L
+0.338	+0.820	56>	21	0.38	1	0	Lenny Dykstra L
+0.210	+0.333	45	18	0.40	1	0	Wally Backman S
+0.149	+0.815	61	21	0.34	1	0	Keith Hernandez L
+0.129	+1.092	54	17	0.31	2	1	Darryl Strawberry L
+0.115	+0.378	16	6	0.38			Tim Teufel R
+0.018	-0.277	51	17	0.33	2	1	Ray Knight R
-0.081	+0.284	59	14	0.24	1	3	Gary Carter R
-0.187	-0.330	55	15	0.27			Mookie Wilson S
-0.229	-0.945	16	4	0.25			Kevin Mitchell R
-0.234	+0.456	10	3	0.30			Lee Mazzilli S
-0.277	-0.565	7	1	0.14			Dwight Gooden R
-0.391	-1.209	41	10	0.24			Rafael Santana R
-0.513	-4.173	17	3	0.18			Danny Heep L
-0.520	-4.366	4	0	0.00			Kevin Elster R
-0.686	-2.832	2	0	0.00			Roger McDowell R
-0.760	-2.847	4	0	0.00			Ron Darling R
-0.915	-1.429	7	0	0.00			Bob Ojeda L
-0.998	-1.101	7	0	0.00			Howard Johnson S

BOS Pitching — PS

ACOR	ACW	PA	O	pa/3	w	l	cg	player
-2.247	+0.258	152>	114	4.00	4	1	2	Bruce Hurst L
-0.951	+0.410	146	102	4.29	2	1	0	Roger Clemens R
-0.560	-2.158	52	36	4.33				Bob Stanley R
-0.554	+1.478	26	18	4.33	0	1	0	Steve Crawford R
+0.853	-0.244	90	62	4.35	1	2	0	Oil Can Boyd R
+3.126	-0.372	29	19	4.58	0	1	0	Al Nipper R
+3.143	-2.290	52	30	5.20	0	2	0	Calvin Schiraldi R
+13.013	-5.196	9	3	9.00				Joe Sambito L

NYN Pitching — PS

ACOR	ACW	PA	O	pa/3	w	l	cg	player
-8.706	+0.082	8	5	4.80				Doug Sisk R
-4.852	+1.424	48>	41	3.51	1	0	0	Jesse Orosco L
-1.768	+0.147	113	81	4.19	3	0	1	Bob Ojeda L
-1.070	-0.063	49	38	3.87	0	1	0	Sid Fernandez L
-0.984	-0.098	98	68	4.32	2	1	0	Ron Darling R
+0.226	+0.212	118	78	4.54	1	3	0	Dwight Gooden R
+0.389	+0.636	58	43	4.05	1	0	0	Roger McDowell R
+3.327	-2.601	38	24	4.75				Rick Aguilera R

BOS Hitting — LCS

ACR	ACW	PA	BR	/pa	w	l	player
+0.992	+3.742	4	3	0.75			Dave Stapleton R
+0.622	+6.907	12	4	0.33			Dave Henderson R
+0.552	+1.963	32^	15	0.47			Don Baylor R
+0.423	-0.161	24	11	0.46	1		Spike Owen S
+0.326	+0.784	29	11	0.38	1	1	Rich Gedman L
+0.312	-0.618	33	13	0.39	1		Marty Barrett R
+0.301	+2.429	2	1	0.50			Mike Greenwell L
+0.146	-0.243	31	10	0.32			Dwight Evans R
-0.101	+0.177	35	11	0.31			Wade Boggs L
-0.148	-1.618	32	8	0.25	1		Jim Rice R
-0.358	+0.211	29	8	0.28		2	Bill Buckner L
-0.658	-0.237	16	2	0.12			Tony Armas R
-1.207	-1.082	2	0	0.00			Ed Romero R

NYN Hitting — LCS

ACR	ACW	PA	BR	/pa	w	l	player
+0.496	+3.359	26^	8	0.31	2		Darryl Strawberry L
+0.430	+1.823	25	10	0.40			Lenny Dykstra L
+0.417	+0.597	23	9	0.39	1		Wally Backman S
+0.243	+0.597	29	10	0.34	1		Keith Hernandez L
-0.258	-1.555	26	5	0.19			Ray Knight R
-0.305	+0.548	29	7	0.24		2	Gary Carter R
-0.326	-1.442	8	2	0.25			Kevin Mitchell R
-0.412	-2.001	5	1	0.20			Lee Mazzilli S
-0.458	-1.179	6	1	0.17			Tim Teufel R
-0.480	+1.558	1	0	0.00			Jesse Orosco L
-0.503	-1.439	27	4	0.15			Mookie Wilson S
-0.523	-1.570	17	3	0.18			Rafael Santana R
-0.540	-1.038	5	0	0.00			Dwight Gooden R
-0.577	-5.334	3	0	0.00			Kevin Elster R
-0.600	-10.970	5	1	0.20			Danny Heep L
-0.602	-5.653	1	0	0.00			Roger McDowell R
-0.615	-2.382	1	0	0.00			Ron Darling R
-1.088	-1.205	5	0	0.00			Bob Ojeda L
-1.539	-0.997	2	0	0.00			Howard Johnson S

BOS vs NYN 1986 WS

BOS Pitching — LCS

ACOR	ACW	PA	O	pa/3	w	l	cg	player
-3.488	+4.850	8	5	4.80				Steve Crawford R
-1.809	-0.213	61	45	4.07	2	1	1	Bruce Hurst L
-1.320	+0.353	99^	68	4.37	1	1		Roger Clemens R
-0.128	+0.004	59	41	4.32	1	1		Oil Can Boyd R
+1.679	-2.355	28	18	4.67		1		Calvin Schiraldi R
+2.477	-1.628	27	17	4.76				Bob Stanley R
+5.591	-11.187	4	2	6.00				Joe Sambito L

BOS Hitting — WS

ACR	ACW	PA	BR	/pa	w	l	player
+0.635	+1.110	30>	13	0.43			Dwight Evans R
+0.477	+1.345	29	12	0.41	1		Dave Henderson R
+0.420	+1.736	35	18	0.51			Marty Barrett R
+0.249	+0.541	33	15	0.45	1		Jim Rice R
-0.039	+0.136	35	13	0.37		1	Wade Boggs L
-0.080	+0.069	27	11	0.41	1	1	Spike Owen S
-0.364	-0.836	5	1	0.20			Roger Clemens R
-0.440	-0.059	13	4	0.31			Don Baylor R
-0.459	-0.674	30	5	0.17		1	Rich Gedman L
-0.615	+3.060	1	0	0.00			Calvin Schiraldi R
-0.768	-1.737	33	8	0.24		1	Bill Buckner L
-0.858	-2.198	5	0	0.00			Bruce Hurst L
-0.906	-0.211	1	0	0.00			Ed Romero R
-0.906	-0.242	1	0	0.00			Steve Crawford R
-0.906	-4.025	1	0	0.00			Tony Armas R
-1.508	-2.948	4	1	0.25			Mike Greenwell L
-2.416	-0.053	1	0	0.00			Bob Stanley R
-3.428	+0.042	1	0	0.00			Dave Stapleton R

BOS Pitching — WS

ACOR	ACW	PA	O	pa/3	w	l	cg	player
-3.840	-2.730	25	19	3.95				Bob Stanley R
-2.541	+0.573	91>	69	3.96	2	1	1	Bruce Hurst L
-0.175	+0.530	47	34	4.15	1			Roger Clemens R
+0.750	-0.021	18	13	4.15		1		Steve Crawford R
+2.722	-0.717	31	21	4.43		1		Oil Can Boyd R
+3.126	-0.372	29	19	4.58		1		Al Nipper R
+4.851	-2.214	24	12	6.00		1		Calvin Schiraldi R
+18.950	-0.404	5	1	15.00				Joe Sambito L

BOS Hitting — Career

ACR	rank / 2348	player
+0.176	202	Wade Boggs L
+0.144	333	Dwight Evans R
+0.121	452	Jim Rice R
+0.118	469	Mike Greenwell L
+0.079	704	Don Baylor R
+0.026	1158	Bill Buckner L
+0.018	1242	Dave Henderson R
-0.026	1612	Tony Armas R
-0.064	1858	Marty Barrett R
-0.074	1924	Rich Gedman L
-0.074	1922	Spike Owen S
-0.093	2033	Dave Stapleton R
-0.209	2322	Ed Romero R

NYN Pitching — LCS

ACOR	ACW	PA	O	pa/3	w	l	cg	player
-4.460	+3.446	21	21	3.00	1			Roger McDowell R
-3.367	+0.087	5	3	5.00				Doug Sisk R
-2.953	+0.810	68^	51	4.00	1	1		Dwight Gooden R
-2.216	-1.645	19	15	3.80				Rick Aguilera R
-1.197	+0.040	57	42	4.07	1		1	Bob Ojeda L
-0.380	+1.025	30	24	3.75		1		Jesse Orosco L
+0.630	-0.423	22	18	3.67			1	Sid Fernandez L
+3.000	-1.334	23	15	4.60				Ron Darling R

NYN Hitting — WS

ACR	ACW	PA	BR	/pa	w	l	player
+5.296	+0.953	1	1	1.00			Jesse Orosco L
+0.459	+1.311	10	5	0.50			Tim Teufel R
+0.379	+0.619	2	1	0.50			Dwight Gooden R
+0.305	+1.052	25	12	0.48	2	1	Ray Knight R
+0.263	+0.012	31*	11	0.35	1		Lenny Dykstra L
+0.135	+0.029	30	7	0.23	1	1	Gary Carter R
+0.118	+0.740	28	11	0.39			Mookie Wilson S
+0.064	+1.012	32	11	0.34			Keith Hernandez L
-0.006	+0.057	22	9	0.41			Wally Backman S
-0.056	+2.913	5	2	0.40			Lee Mazzilli S
-0.132	-0.447	8	2	0.25			Kevin Mitchell R
-0.212	-1.014	28	9	0.32		1	Darryl Strawberry L
-0.297	-0.954	24	7	0.29			Rafael Santana R
-0.350	-1.461	1	0	0.00			Kevin Elster R
-0.476	-1.340	12	2	0.17			Danny Heep L
-0.482	-1.989	2	0	0.00			Bob Ojeda L
-0.770	-0.012	1	0	0.00			Roger McDowell R
-0.782	-1.143	5	0	0.00			Howard Johnson S
-0.809	-3.002	3	0	0.00			Ron Darling R

NYN Pitching — WS

ACOR	ACW	PA	O	pa/3	w	l	cg	player
-17.604	+0.073	3	2	4.50				Doug Sisk R
-12.305	+2.089	18*	17	3.18				Jesse Orosco L
-2.456	+0.229	27	20	4.05				Sid Fernandez L
-2.349	+0.257	56	39	4.31	2			Bob Ojeda L
-2.205	+0.281	75	53	4.25	2	1		Ron Darling R
+3.141	-0.958	37	22	5.05				Roger McDowell R
+4.549	-0.600	50	27	5.56		2		Dwight Gooden R
+8.870	-3.556	19	9	6.33				Rick Aguilera R

NYN Hitting — Career

ACR	rank / 2348	player
+0.235	87	Darryl Strawberry L
+0.205	139	Keith Hernandez L
+0.184	175	Kevin Mitchell R
+0.159	265	Lenny Dykstra L
+0.112	504	Howard Johnson S
+0.099	577	Gary Carter R
+0.094	599	Lee Mazzilli S
+0.029	1135	Tim Teufel R
+0.006	1349	Mookie Wilson S
+0.003	1379	Wally Backman S
+0.001	1392	Ray Knight R
-0.022	1574	Danny Heep L
-0.070	1895	Kevin Elster R
-0.187	2296	Rafael Santana R

BOS vs NYN 1986 WS

BOS Hitting for wins — Career

ACW	rank / 2342	player
+0.423	196	Wade Boggs L
+0.379	270	Mike Greenwell L
+0.377	275	Dwight Evans R
+0.333	368	Jim Rice R
+0.152	1060	Dave Henderson R
+0.139	1124	Bill Buckner L
+0.129	1169	Don Baylor R
+0.117	1229	Dave Stapleton R
+0.007	1738	Marty Barrett R
+0.003	1750	Rich Gedman L
-0.042	1908	Spike Owen S
-0.056	1966	Tony Armas R
-0.229	2272	Ed Romero R

BOS Pitching — Career

ACOR	rank / 2194	player
-1.445	26	Roger Clemens R
-0.707	240	Joe Sambito L
-0.361	590	Bob Stanley R
-0.348	610	Bruce Hurst L
-0.228	789	Oil Can Boyd R
+0.289	1607	Steve Crawford R
+0.423	1775	Al Nipper R
+0.491	1843	Calvin Schiraldi R

BOS Pitching for wins — Career

ACW	rank / 2189	player
+0.129	63	Roger Clemens R
-0.060	815	Bruce Hurst L
-0.116	1217	Steve Crawford R
-0.120	1252	Oil Can Boyd R
-0.150	1448	Calvin Schiraldi R
-0.162	1512	Joe Sambito L
-0.197	1714	Al Nipper R
-0.232	1863	Bob Stanley R

BOS Baserunning — Career

BCR	rank / 1572	player
+0.075	208	Don Baylor R
+0.073	215	Dave Henderson R
+0.069	234	Jim Rice R
+0.033	481	Bill Buckner L
-0.008	863	Dwight Evans R
-0.009	867	Wade Boggs L
-0.029	1029	Mike Greenwell L
-0.037	1078	Spike Owen S
-0.070	1294	Marty Barrett R
-0.121	1489	Tony Armas R

BOS Catching — Career

FCOR	rank / 407	player
+0.115	322	Rich Gedman L

NYN Hitting for wins — Career

ACW	rank / 2342	player
+0.426	193	Darryl Strawberry L
+0.399	236	Keith Hernandez L
+0.367	299	Kevin Mitchell R
+0.367	298	Lee Mazzilli S
+0.305	457	Lenny Dykstra L
+0.198	857	Gary Carter R
+0.153	1055	Howard Johnson S
+0.134	1147	Tim Teufel R
+0.107	1282	Ray Knight R
+0.077	1431	Wally Backman S
-0.045	1917	Mookie Wilson S
-0.069	2008	Danny Heep L
-0.069	2010	Kevin Elster R
-0.264	2299	Rafael Santana R

NYN Pitching — Career

ACOR	rank / 2194	player
-1.069	78	Jesse Orosco L
-0.594	321	Sid Fernandez L
-0.445	456	Dwight Gooden R
-0.390	540	Rick Aguilera R
-0.306	670	Roger McDowell R
-0.278	715	Bob Ojeda L
+0.126	1396	Ron Darling R
+0.132	1404	Doug Sisk R

NYN Pitching for wins — Career

ACW	rank / 2189	player
+0.065	182	Dwight Gooden R
+0.059	206	Sid Fernandez L
-0.053	769	Bob Ojeda L
-0.056	786	Jesse Orosco L
-0.075	916	Ron Darling R
-0.148	1438	Roger McDowell R
-0.250	1927	Doug Sisk R
-0.357	2135	Rick Aguilera R

NYN Baserunning — Career

BCR	rank / 1572	player
+0.148	19	Wally Backman S
+0.118	57	Mookie Wilson S
+0.117	59	Keith Hernandez L
+0.091	138	Lenny Dykstra L
+0.082	179	Howard Johnson S
+0.009	714	Kevin Mitchell R
+0.008	727	Lee Mazzilli S
-0.016	926	Tim Teufel R
-0.037	1086	Darryl Strawberry L
-0.041	1104	Gary Carter R
-0.071	1303	Ray Knight R

NYN Catching — Career

FCOR	rank / 407	player
-0.079	138	Gary Carter R

BOS vs NYN 1986 WS

BOS Infielding — Career

FCOR	rank / 1407	player
-0.052	561	Bill Buckner L
-0.009	710	Wade Boggs L
+0.019	821	Dave Stapleton R
+0.043	907	Marty Barrett R
+0.057	949	Spike Owen S
+0.099	1078	Ed Romero R

BOS Outfielding — Career

FCOR	rank / 1075	player
-0.090	315	Mike Greenwell L
-0.074	346	Tony Armas R
-0.023	475	Jim Rice R
+0.036	654	Bill Buckner L
+0.037	657	Don Baylor R
+0.041	667	Dave Henderson R
+0.090	760	Dwight Evans R

BOS Hall of fame

x	rank / 17364	player
3290	91	Wade Boggs L
2596	156	Dwight Evans R
2594	157	Roger Clemens R
2463	177	Jim Rice R
1714	397	Mike Greenwell L
1470	535	Don Baylor R
1249	753	Bill Buckner L
1162	868	Dave Henderson R
719	4685	Bruce Hurst L
698	6724	Dave Stapleton R
686	7626	Joe Sambito L
638	10785	Steve Crawford R
627	11428	Oil Can Boyd R
603	12721	Bob Stanley R
540	14915	Calvin Schiraldi R
526	15283	Al Nipper R
522	15356	Marty Barrett R
508	15630	Tony Armas R
492	15898	Rich Gedman L
398	16829	Spike Owen S
381	16921	Ed Romero R

BOS MVP — Career

player	award	year
Don Baylor R	ALCS	1986
Wade Boggs L	B vs RHP	1986
Wade Boggs L	B vs LHP	1983
Roger Clemens R	RHP	1990
Roger Clemens R	RHP	2005
Dwight Evans R	B vs LHP	1984
Dwight Evans R	B vs LHP	1987

NYN Infielding — Career

FCOR	rank / 1407	player
-0.012	694	Kevin Elster R
-0.001	744	Ray Knight R
+0.020	825	Keith Hernandez L
+0.036	884	Tim Teufel R
+0.064	979	Rafael Santana R
+0.196	1250	Wally Backman S
+0.205	1269	Howard Johnson S

NYN Outfielding — Career

FCOR	rank / 1075	player
+0.021	608	Lenny Dykstra L
+0.042	669	Lee Mazzilli S
+0.128	837	Mookie Wilson S
+0.163	886	Darryl Strawberry L
+0.170	897	Kevin Mitchell R
+0.182	918	Danny Heep L

NYN Hall of fame

x	rank / 17364	player
3581	73	Keith Hernandez L
2304	200	Darryl Strawberry L
2075	258	Lenny Dykstra L
1739	385	Gary Carter R
1707	400	Kevin Mitchell R
1435	565	Lee Mazzilli S
1205	803	Howard Johnson S
967	1324	Jesse Orosco L
924	1526	Wally Backman S
888	1725	Tim Teufel R
855	1936	Dwight Gooden R
758	3304	Sid Fernandez L
740	3822	Ray Knight R
734	4010	Mookie Wilson S
676	8303	Roger McDowell R
653	9897	Bob Ojeda L
578	13761	Doug Sisk R
544	14822	Danny Heep L
491	15907	Rick Aguilera R
489	15937	Kevin Elster R
446	16490	Ron Darling R
286	17241	Rafael Santana R

NYN MVP — Career

player	award	year
Dwight Gooden R	RHP	1984
Dwight Gooden R	RHP	1985
Bob Ojeda L	LHP	1986
Jesse Orosco L	WS	1986
Darryl Strawberry L	NLCS	1986
Darryl Strawberry L	B vs RHP	1987

1986 WS

BOS

Tony Armas:PIT 1976 (RS) <7, 8, 11>; OAK 1977-1982 (RS, LDS, LCS) <6, 7, 8, 9, 10, 11, 12>;
BOS 1983-1986 (RS, LCS, WS) <7, 8, 9, 10, 11>; CAL 1987-1989 (RS) <3, 7, 8, 9, 10, 11>

Marty Barrett:BOS 1982-1990 (RS, LCS, WS) <4, 5, 10, 11, 12>; SDN 1991 (RS) <4, 5, 11>

Don Baylor:BAL 1970-1975 (RS, LCS) <3, 7, 8, 9, 10, 11, 12>; OAK 1976, 1988 (RS, LCS, WS) <3, 7, 8, 9, 10, 11, 12>;
CAL 1977-1982 (RS, LCS) <3, 7, 8, 9, 10, 11>; NYA 1983-1985 (RS) <3, 7, 9, 10, 11>; BOS 1986-1987 (RS, LCS, WS) <3, 7, 10, 11, 12>;
MIN 1987 (RS, LCS, WS) <10, 11, 12>

Wade Boggs:BOS 1982-1992 (RS, LCS, WS) <3, 5, 7, 10, 11, 12>; NYA 1993-1997 (RS, LDS, LCS, WS) <1, 3, 5, 10, 11>;
TBA 1998-1999 (RS) <1, 3, 5, 10, 11>

Oil Can Boyd:BOS 1982-1989 (RS, LCS, WS) <1>; MON 1990-1991 (RS) <1>; TEX 1991 (RS) <1>

Bill Buckner:LAN 1969-1976 (RS, LCS, WS) <3, 7, 9, 11, 12>; CHN 1977-1984 (RS) <3, 7, 9, 11>;
BOS 1984-1987, 1990 (RS, LCS, WS) <3, 10, 11>; CAL 1987-1988 (RS) <3, 10, 11>; KCA 1988-1989 (RS) <3, 10, 11>

Roger Clemens:BOS 1984-1996 (RS, LDS, LCS, WS) <1>; TOR 1997-1998 (RS) <1>; NYA 1999-2003, 2007 (RS, LDS, LCS, WS) <1>;
HOU 2004-2006 (RS, LDS, LCS, WS) <1, 11>

Steve Crawford:BOS 1980-1982, 1984-1987 (RS, LCS, WS) <1>; KCA 1989-1991 (RS) <1>

Dwight Evans:BOS 1972-1990 (RS, LCS, WS) <3, 7, 8, 9, 10, 11, 12>; BAL 1991 (RS) <9, 10, 11>

Rich Gedman:BOS 1980-1990 (RS, LCS, WS) <2, 10, 11>; HOU 1990 (RS) <2, 11>; SLN 1991-1992 (RS) <2, 11, 12>

Mike Greenwell:BOS 1985-1996 (RS, LDS, LCS, WS) <2, 7, 8, 9, 10, 11, 12>

Dave Henderson:SEA 1981-1986 (RS) <7, 8, 9, 10, 11, 12>; BOS 1986-1987 (RS, LCS, WS) <7, 8, 9, 11, 12>; SFN 1987 (RS) <7, 8, 9, 11>;
OAK 1988-1993 (RS, LCS, WS) <4, 7, 8, 9, 10, 11, 12>; KCA 1994 (RS) <7, 8, 9, 10, 11>

Bruce Hurst:BOS 1980-1988 (RS, LCS, WS) <1>; SDN 1989-1993 (RS) <1, 11>; COL 1993 (RS) <1>; TEX 1994 (RS) <1>

Al Nipper:BOS 1983-1987 (RS, WS) <1>; CHN 1988 (RS) <1>; CLE 1990 (RS) <1>

Spike Owen:SEA 1983-1986 (RS) <6, 11, 12>; BOS 1986-1988 (RS, LCS, WS) <6, 11, 12>; MON 1989-1992 (RS) <6, 11, 12>;
NYA 1993 (RS) <6, 11, 12>; CAL 1994-1995 (RS) <3, 4, 5, 6, 11, 12>

Jim Rice:BOS 1974-1989 (RS, LCS, WS) <7, 8, 9, 10, 11, 12>

Ed Romero:MIL 1977, 1980-1985, 1989 (RS, LDS) <3, 4, 5, 6, 7, 8, 9, 10, 11, 12>; BOS 1986-1989 (RS, LCS, WS) <3, 4, 5, 6, 8, 11, 12>;
ATL 1989 (RS) <4, 5, 6, 11>; DET 1990 (RS) <5, 11>

Joe Sambito:HOU 1976-1982, 1984 (RS, LDS, LCS) <1, 12>; NYN 1985 (RS) <1>; BOS 1986-1987 (RS, LCS, WS) <1>

Calvin Schiraldi:NYN 1984-1985 (RS) <1>; BOS 1986-1987 (RS, LCS, WS) <1>; CHN 1988-1989 (RS) <1>; SDN 1989-1990 (RS) <1>;
TEX 1991 (RS) <1>

Bob Stanley:BOS 1977-1989 (RS, LCS, WS) <1>

Dave Stapleton:BOS 1980-1986 (RS, LCS, WS) <3, 4, 5, 6, 7, 9, 10, 11, 12>

NYN

Rick Aguilera:NYN 1985-1989 (RS, LCS, WS) <1, 11, 12>; MIN 1989-1999 (RS, LCS, WS) <1, 11>; BOS 1995 (RS, LDS) <1>;
CHN 1999-2000 (RS) <1>

Wally Backman:NYN 1980-1988 (RS, LCS, WS) <4, 5, 6, 11, 12>; MIN 1989 (RS) <4, 11, 12>; PIT 1990 (RS, LCS) <4, 5, 11>;
PHI 1991-1992 (RS) <4, 5, 11, 12>; SEA 1993 (RS) <4, 5, 11>

Gary Carter:MON 1974-1984, 1992 (RS, LDS, LCS) <2, 3, 5, 7, 9, 11>; NYN 1985-1989 (RS, LCS, WS) <2, 3, 5, 7, 9, 11>;
SFN 1990 (RS) <2, 3, 11, 12>; LAN 1991 (RS) <2, 3, 11>

Ron Darling:NYN 1983-1991 (RS, LCS, WS) <1, 12>; MON 1991 (RS) <1>; OAK 1991-1995 (RS, LCS) <1, 11, 12>

Lenny Dykstra:NYN 1985-1989 (RS, LCS, WS) <7, 8, 11, 12>; PHI 1989-1996 (RS, LCS, WS) <7, 8, 11>

Kevin Elster:NYN 1986-1992 (RS, LCS, WS) <6, 11, 12>; NYA 1994-1995 (RS) <4, 6>; PHI 1995 (RS) <3, 5, 6, 11>;
TEX 1996, 1998 (RS, LDS) <6>; PIT 1997 (RS) <6>; LAN 2000 (RS) <3, 5, 6, 11>

Sid Fernandez:LAN 1983 (RS) <1>; NYN 1984-1993 (RS, LCS, WS) <1>; BAL 1994-1995 (RS) <1>; PHI 1995-1996 (RS) <1>;
HOU 1997 (RS) <1>

Dwight Gooden:NYN 1984-1994 (RS, LCS, WS) <1, 11, 12>; NYA 1996-1997, 2000 (RS, LDS, LCS) <1>;
CLE 1998-1999 (RS, LDS, LCS) <1>; TBA 2000 (RS) <1>; HOU 2000 (RS) <1>

Danny Heep:HOU 1979-1982 (RS, LCS) <3, 7, 9, 11>; NYN 1983-1986 (RS, LCS, WS) <3, 7, 8, 9, 10, 11, 12>;
LAN 1987-1988 (RS, LCS, WS) <1, 3, 7, 9, 10, 11>; BOS 1989-1990 (RS, LCS) <1, 3, 7, 9, 10, 11, 12>; ATL 1991 (RS) <3, 7, 11, 12>

Keith Hernandez:SLN 1974-1983 (RS, LCS, WS) <3, 7, 9, 11, 12>; NYN 1983-1989 (RS, LCS, WS) <3, 11>; CLE 1990 (RS) <3, 11, 12>

Howard Johnson:DET 1982-1984 (RS, WS) <3, 5, 6, 7, 8, 9, 10, 11, 12>; NYN 1985-1993 (RS, LCS, WS) <5, 6, 7, 8, 9, 11, 12>;
COL 1994 (RS) <3, 7, 11>; CHN 1995 (RS) <3, 4, 5, 6, 7, 11>

Ray Knight:CIN 1974, 1977-1981 (RS, LCS) <3, 4, 5, 6, 7, 9, 11, 12>; HOU 1982-1984 (RS) <3, 5, 11, 12>;
NYN 1984-1986 (RS, LCS, WS) <3, 4, 5, 11>; BAL 1987 (RS) <3, 5, 10, 11>; DET 1988 (RS) <3, 5, 7, 10, 11, 12>

Lee Mazzilli:NYN 1976-1981,1986-1989 (RS,LCS,WS) <3,7,8,9,11,12>;NYA 1982 (RS) <3,7,10,11>;
TEX 1982 (RS) <7,8,9,10,11>;PIT 1983-1986 (RS) <3,7,8,11,12>;TOR 1989 (RS,LCS) <3,9,10,11>

Roger McDowell:NYN 1985-1989 (RS,LCS,WS) <1,7,9,12>;PHI 1989-1991 (RS) <1>;LAN 1991-1994 (RS) <1,7>;TEX 1995 (RS) <1>;
BAL 1996 (RS) <1>

Kevin Mitchell:NYN 1984,1986 (RS,LCS,WS) <3,5,6,7,8,9,10,11,12>;SDN 1987 (RS) <5,7,11>;
SFN 1987-1991 (RS,LCS,WS) <3,5,6,7,9,11>;SEA 1992 (RS) <7,10,11>;CIN 1993-1994,1996 (RS) <3,7,9,11>;
BOS 1996 (RS) <7,9,10,11>;CLE 1997 (RS) <7,10,11>;OAK 1998 (RS) <3,7,10,11>

Bob Ojeda:BOS 1980-1985 (RS) <1>;NYN 1986-1990 (RS,LCS,WS) <1,12>;LAN 1991-1992 (RS) <1>;CLE 1993 (RS) <1>;
NYA 1994 (RS) <1>

Jesse Orosco:NYN 1979,1981-1987 (RS,LCS,WS) <1,9>;LAN 1988,2001-2002 (RS,LCS) <1>;CLE 1989-1991 (RS) <1>;
MIL 1992-1994 (RS) <1>;BAL 1995-1999 (RS,LDS,LCS) <1>;SLN 2000 (RS) <1>;SDN 2003 (RS) <1>;MIN 2003 (RS) <1>;
NYA 2003 (RS) <1>

Rafael Santana:SLN 1983 (RS) <4,5,6,11,12>;NYN 1984-1987 (RS,LCS,WS) <4,6,11,12>;NYA 1988 (RS) <6>;CLE 1990 (RS) <6>

Doug Sisk:NYN 1982-1987 (RS,LCS,WS) <1>;BAL 1988 (RS) <1>;ATL 1990-1991 (RS) <1>

Darryl Strawberry:NYN 1983-1990 (RS,LCS,WS) <7,8,9,11,12>;LAN 1991-1993 (RS) <7,9,11>;SFN 1994 (RS) <9,11>;
NYA 1995-1999 (RS,LDS,LCS,WS) <7,9,10,11>

Tim Teufel:MIN 1983-1985 (RS) <4,6,11>;NYN 1986-1991 (RS,LCS,WS) <3,4,5,11,12>;SDN 1991-1993 (RS) <3,4,5,11>

Mookie Wilson:NYN 1980-1989 (RS,LCS,WS) <7,8,9,11,12>;TOR 1989-1991 (RS,LCS) <7,8,9,10,11,12>

Broadcasters

Vin Scully

Joe Garagiola:SLN 1946-1951 (RS,WS) <2,11>;PIT 1951-1953 (RS) <2,11>;CHN 1953-1954 (RS) <2,11>;NY1 1954 (RS) <2,11>

1986

ALE		t	%	ACR	ACOR	TAR	X
1	BOS	29	161	59	+0.339	-0.325	+0.664 268
2	NYA	18	162	55	+0.507	+0.154	+0.353 278
3	DET	12	162	53	+0.318	-0.245	+0.563 293
4	TOR	10	162	52	+0.368	-0.082	+0.450 305
5	CLE	6	162	51	+0.532	+0.558	-0.026 299
6	MIL	-7	161	47	-0.424	+0.004	-0.428 261
7	BAL	-16	162	45	-0.047	+0.320	-0.367 284

NLE		t	%	ACR	ACOR	TAR	X
1	NYN	54	162	66	+0.718	-0.569	+1.287 288
2	PHI	11	161	53	+0.307	+0.137	+0.170 295
3	SLN	-3	161	49	-0.475	-0.427	-0.048 292
4	MON	-5	161	48	-0.197	+0.149	-0.346 308
5	CHN	-20	160	43	-0.180	+0.411	-0.591 306
6	PIT	-34	162	39	-0.192	+0.056	-0.248 293

ALW		t	%	ACR	ACOR	TAR	X
1	CAL	22	162	56	+0.350	-0.281	+0.631 288
2	TEX	12	162	53	+0.316	+0.146	+0.170 304
3	OAK	-10	162	46	+0.156	+0.352	-0.196 288
4	KCA	-10	162	46	-0.436	-0.310	-0.126 262
5	CHA	-18	162	44	-0.555	-0.170	-0.385 297
6	MIN	-20	162	43	-0.043	+0.542	-0.585 287
7	SEA	-28	162	41	-0.232	+0.486	-0.718 296

NLW		t	%	ACR	ACOR	TAR	X
1	HOU	30	162	59	+0.105	-0.424	+0.529 282
2	CIN	10	162	53	+0.176	+0.033	+0.143 308
3	SFN	4	162	51	+0.224	-0.270	+0.494 294
4	SDN	-14	162	45	-0.054	+0.396	-0.450 313
5	LAN	-16	162	45	-0.120	+0.166	-0.286 302
6	ATL	-17	161	44	-0.432	+0.231	-0.663 294

AL		rank	last PS app	WS	win
*	BOS	29	ALE #1	WS 1975	1975 1918
*	CAL	22	ALW #1	LCS 1982	
1	NYA	18	ALE #2	WS 1981	1981 1978
2	TEX	12	ALW #2		
3	DET	12	ALE #3	WS 1984	1984 1984
4	TOR	10	ALE #4	LCS 1985	
5	CLE	6	ALE #5	WS 1954	1954 1948
6	MIL	-7	ALE #6	WS 1982	1982
7	OAK	-10	ALW #3	LCS 1981	1974 1974
8	KCA	-10	ALW #4	WS 1985	1985 1985
9	BAL	-16	ALE #7	WS 1983	1983 1983
10	CHA	-18	ALW #5	LCS 1983	1959 1917
11	MIN	-20	ALW #6	LCS 1970	1965 1924
12	SEA	-28	ALW #7		

NL		rank	last PS app	WS	win
*	NYN	54	NLE #1	WS 1973	1973 1969
*	HOU	30	NLW #1	LDS 1981	
1	PHI	11	NLE #2	WS 1983	1983 1980
2	CIN	10	NLW #2	LCS 1979	1976 1976
3	SFN	4	NLW #3	LCS 1971	1962 1954
4	SLN	-3	NLE #3	WS 1985	1985 1982
5	MON	-5	NLE #4	LCS 1981	
6	SDN	-14	NLW #4	WS 1984	1984
7	LAN	-16	NLW #5	LCS 1985	1981 1981
8	ATL	-17	NLW #6	LCS 1982	1958 1957
9	CHN	-20	NLE #5	LCS 1984	1945 1908
10	PIT	-34	NLE #6	WS 1979	1979 1979

ser	w	l	pa	o	br	r	ACR	ACOR	X	#	
ALCS	BOS	CAL	'l 'w L L;	w- W W	281 / 567	192 / 388	97 / 197	41 / 71	+1.043	-0.490	92 1
NLCS	NYN	HOU	'L 'w W, 'l W;	w-	245 / 490	188 / 377	61 / 128	21 / 38	-0.849	-1.429	69 19
WS	NYN	BOS	l l w w 'L W;	W	270 / 555	188 / 377	90 / 191	32 / 59	+0.238	-0.440	60 63

Number of games:

LCS: 13 / 14

WS: 7 / 7

20 postseason / 21 (min 12) (95%)

+ 2102 regular season / 2106 (99%)

+ 1 tie

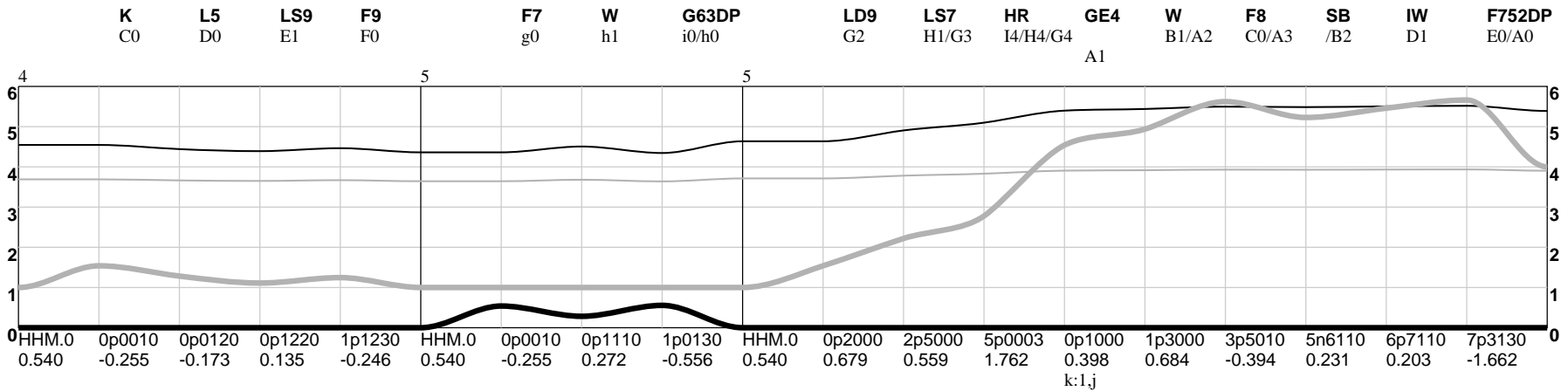
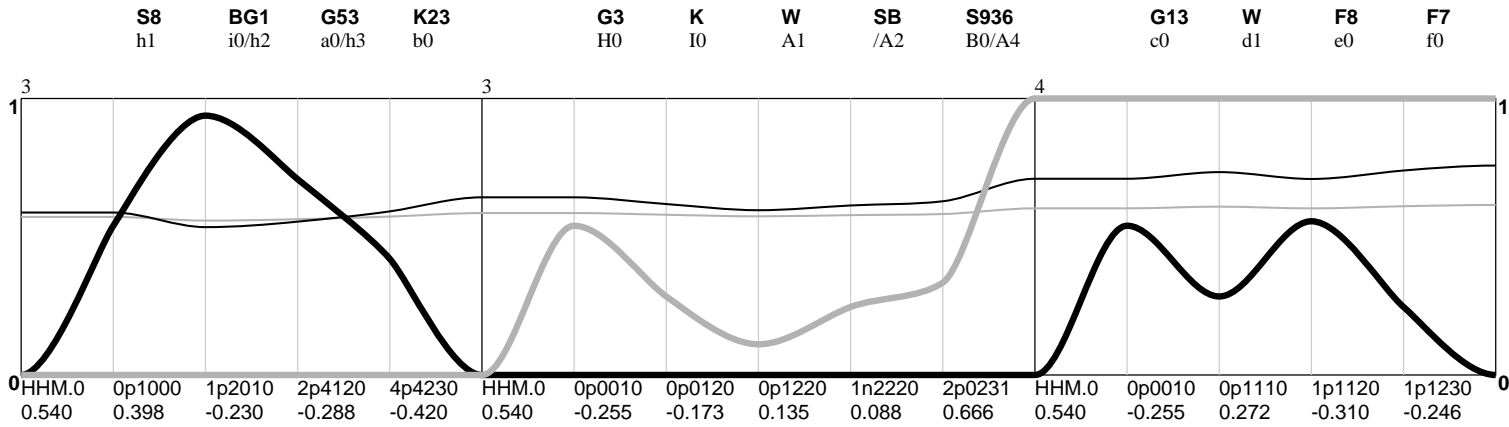
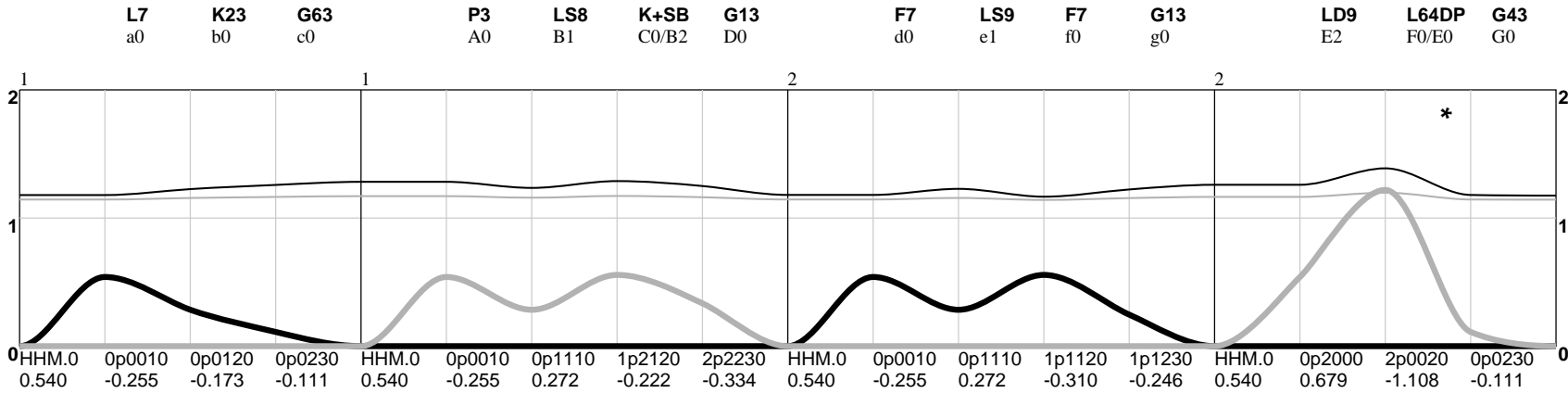
= 2123 games in 1986.

1986

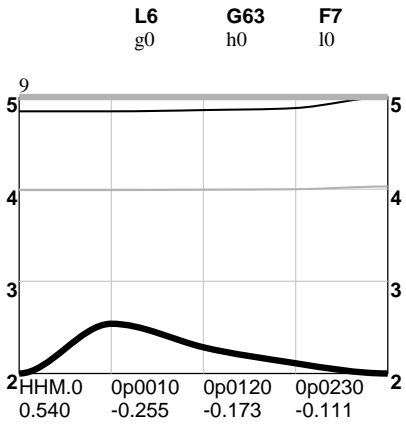
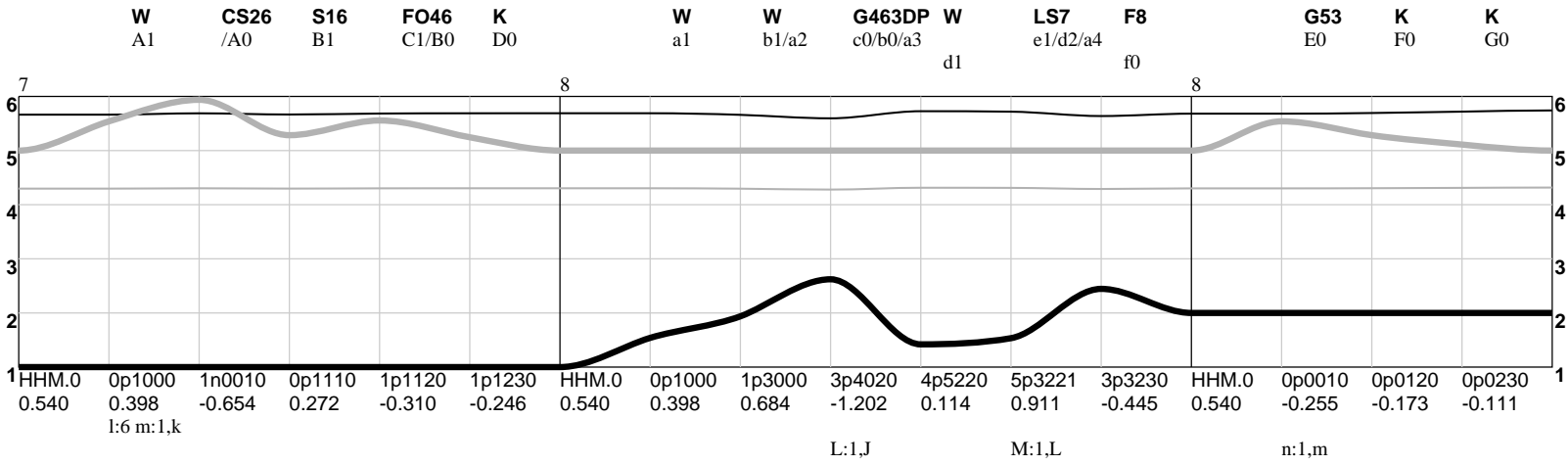
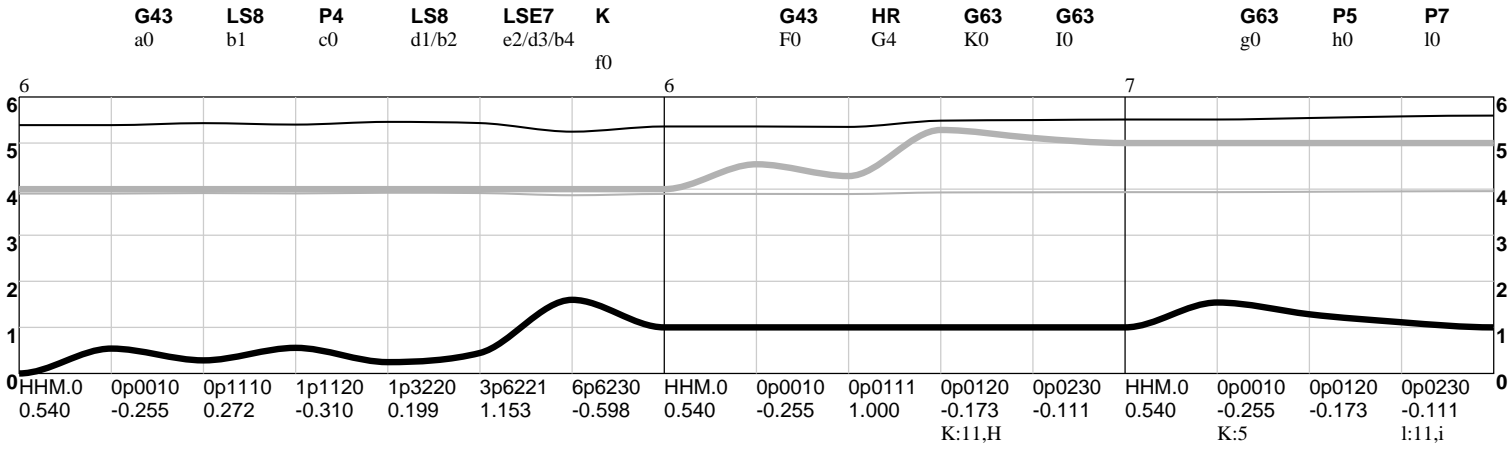
ru AL hitting MVP							ru NL hitting MVP										
	ACR	PA	ACW	w	l	+1		ACR	PA	ACW	w	l	+1				
1 *	Wade Boggs L	BOS	+0.361	693	+0.854	17	4	42	1 *	Mike Schmidt R	PHI	+0.337	657	+0.573	15	6	56
2 1	Don Mattingly L	NYA	+0.290	742	+0.530	14	6	62	2 5	Eric Davis R	CIN	+0.389	487	+0.287	13	7	40
3 4	Pete O'Brien L	TEX	+0.275	641	+0.612	9	5	47	3 7	Tim Raines Sr. S	MON	+0.277	664	+0.444	9	3	31
4 3	Jesse Barfield R	TOR	+0.258	671	+0.563	15	9	65	4 4	Keith Hernandez L	NYN	+0.267	652	+0.478	17	7	46
5 6	Kirby Puckett R	MIN	+0.227	723	+0.534	13	9	54	5	Von Hayes L	PHI	+0.245	690	+0.296	17	12	50
6 10	Brian Downing R	CAL	+0.236	631	+0.493	13	8	48	6	Darryl Strawberry L	NYN	+0.269	562	+0.584	15	2	56
7 7	Joe Carter R	CLE	+0.205	709	+0.822	12	8	62	7 13	Tony Gwynn Sr. L	SDN	+0.189	701	+0.346	11	8	32
8 12	Kirk Gibson L	DET	+0.266	521	+0.477	9	6	43	8 6	Dave Parker L	CIN	+0.187	700	+0.530	14	11	59
9	Johnny Grubb L	DET	+0.539	243	+0.883	4	0	26	9 9	Glenn Davis R	HOU	+0.189	654	+0.597	15	10	55
10 19	Eddie Murray S	BAL	+0.226	578	+0.187	10	5	35	10 17	Jose Cruz L	HOU	+0.228	536	+0.293	11	6	38
11 16	George Bell R	TOR	+0.189	690	+0.262	11	7	61	11 15	Dale Murphy R	ATL	+0.176	692	+0.306	16	9	44
12 13	Ken Phelps L	SEA	+0.293	441	+0.525	7	6	36	12 14	Kevin McReynolds R	SDN	+0.189	641	+0.518	15	13	49
13	Dwight Evans R	BOS	+0.198	640	+0.298	15	6	63	13 21	Steve Sax R	LAN	+0.168	704	+0.269	13	3	28
14	George Brett L	KCA	+0.232	529	+0.153	11	5	39	14	Lenny Dykstra L	NYN	+0.228	498	+0.573	5	0	27
15	Phil Bradley R	SEA	+0.196	615	+0.666	5	5	26	15	Ozzie Smith S	SLN	+0.167	609	+0.123	10	10	24
16 11	Larry Parrish R	TEX	+0.208	524	+0.362	10	3	59	16 28	Jim Morrison R	PIT	+0.162	593	+0.139	13	6	48
17 11	Danny Tartabull R	SEA	+0.186	578	+0.490	15	7	49	17	Ray Knight R	NYN	+0.175	541	+0.563	8	6	45
18	Wally Joyner I	CAL	+0.155	674	+0.633	12	3	54	18 21	Hubie Brooks R	MON	+0.279	338	+0.549	12	7	30
19 20	Jose Canseco R	OAK	+0.152	682	+0.398	10	8	61	19	Chili Davis S	SFN	+0.151	618	+0.301	10	7	33
20	Robin Yount R	MIL	+0.167	595	+0.355	13	7	28	20 26	Chris Brown R	SFN	+0.198	463	+0.328	8	4	20
21 28	Dave Winfield R	NYA	+0.147	652	+0.148	11	9	53	21 29	Kevin Bass S	HOU	+0.142	640	+0.071	16	7	51
22 16	Rickey Henderson R	NYA	+0.137	701	+0.330	16	4	50	22 32	Buddy Bell R	CIN	+0.136	655	+0.197	10	6	40
23 14	Ron Hassey L	NYA	+0.236	393	+0.566	10	3	32	23 18	Bob Brenly R	SFN	+0.156	560	+0.321	15	6	34
24	Mel Hall L	CLE	+0.193	480	+0.355	11	9	41	24	Denny Walling L	HOU	+0.199	422	+0.281	9	5	30
25	Harold Baines L	CHA	+0.150	618	+0.732	9	12	49	25	Bob Horner R	ATL	+0.143	581	+0.322	10	11	44

ru AL pitching MVP							ru NL pitching MVP										
	ACOR	PA	ACW	w	l	c		ACOR	PA	ACW	w	l	c				
1 1	Roger Clemens R	BOS	-2.176	997	+0.281	26	5	10	1 *	Mike Scott R	HOU	-1.727	1065	+0.425	21	10	7
2 2	Mark Eichhorn R	TOR	-2.856	612	+0.388	10	0	0	2 3	Rick Rhoden R	PIT	-1.449	1015	+0.282	17	13	12
3 1	Teddy Higuera L	MIL	-1.497	1031	+0.196	22	11	15	3 *	Bob Ojeda L	NYN	-1.220	871	+0.278	21	7	7
4 7	Mike Witt R	CAL	-1.392	1071	+0.120	19	12	14	4 4	Ron Darling R	NYN	-0.938	967	+0.188	23	6	4
5 16	Jack Morris R	DET	-1.180	1092	+0.018	21	11	15	5 6	Dwight Gooden R	NYN	-0.822	1020	+0.210	21	10	12
6	Bruce Hurst L	BOS	-1.322	721	-0.006	15	9	11	6 5	Mike Krukow R	SFN	-0.824	987	+0.212	22	9	10
7 13	Kirk McCaskill R	CAL	-0.866	1013	+0.055	18	11	10	7	Todd Worrell R	SLN	-1.848	430	+0.100	2	6	0
8	Dave Righetti L	NYA	-1.980	435	-0.195	2	4	0	8 9	Kent Tekulve R	PHI	-1.774	446	+0.222	6	2	0
9 15	Jimmy Key L	TOR	-0.879	959	+0.022	16	12	4	9 11	Bob Forsch R	SLN	-0.830	939	+0.179	15	13	3
10	Tom Candiotti R	CLE	-0.753	1077	-0.021	18	13	17	10 3	Rob Murphy L	CIN	-3.993	195	+0.516	2	0	0
11	Dan Plesac I	MIL	-1.979	378	+0.319	5	5	0	11 4	John Tudor L	SLN	-0.877	879	+0.275	16	12	3
12	Eric King r	DET	-1.203	579	-0.051	9	6	3	12 10	Eric Show R	SDN	-1.331	568	+0.417	11	9	2
13 7	John Candelaria L	CAL	-1.760	365	+0.153	12	2	1	13 2	Ricky Horton L	SLN	-1.918	387	+0.658	6	4	1
14 8	Steve Farr R	KCA	-1.428	443	+0.394	2	1	0	14	Danny Cox R	SLN	-0.799	881	+0.050	14	14	8
15	Calvin Schiraldi R	BOS	-3.090	198	+0.309	0	2	0	15 6	Bruce Ruffin I	PHI	-1.172	600	+0.164	13	5	6
16	Buddy Black L	KCA	-1.129	503	+0.149	3	4	0	16 8	Fernando Valenzuela L	LAN	-0.551	1102	+0.070	21	12	20
17	Oil Can Boyd R	BOS	-0.600	893	-0.046	16	11	10	17	Frank Williams R	SFN	-3.091	194	+0.495	1	1	0
18	Mark Gubicza R	KCA	-0.695	765	-0.011	14	7	3	18	Bob Welch R	LAN	-0.599	981	+0.119	11	17	7
19	Bill Dawley R	CHA	-1.309	405	-0.143	2	2	0	19	Craig Lefferts L	SDN	-1.312	446	-0.197	2	2	0
20	Dale Mohorcic r	TEX	-1.560	325	-0.449	4	1	0	20 15	Andy McGaffigan R	MON	-0.999	583	+0.218	9	8	1
21 5	Dennis Rasmussen L	NYA	-0.594	819	+0.192	20	8	3	21	Lance McCullers R	SDN	-1.023	551	+0.140	5	6	0
22	Greg Harris R	TEX	-1.048	462	-0.276	4	9	0	22 25	Bill Gullickson R	CIN	-0.549	1014	+0.042	17	16	6
23 23	Don Sutton R	CAL	-0.563	853	+0.029	17	12	3	23	Lee Smith R	CHN	-1.483	372	-0.227	5	6	0
24 12	Moose Haas R	OAK	-1.614	290	+0.262	8	2	1	24	Jesse Orosco L	NYN	-1.585	338	-0.109	1	4	0
25	Mark Thurmond L	SDN	-2.179	209	+0.410	3	1	0	25	Don Carman L	PHI	-0.952	545	-0.025	10	6	2

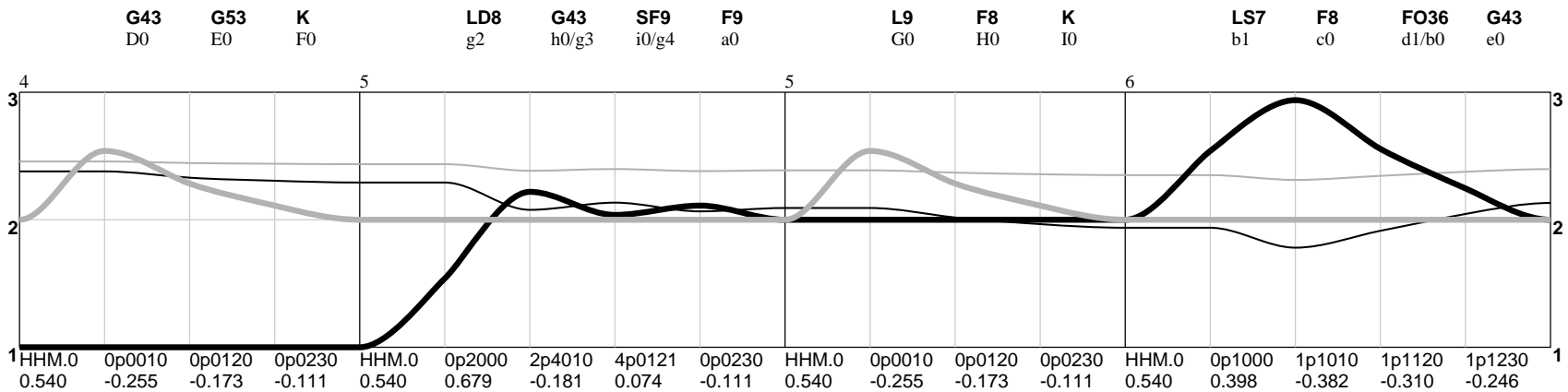
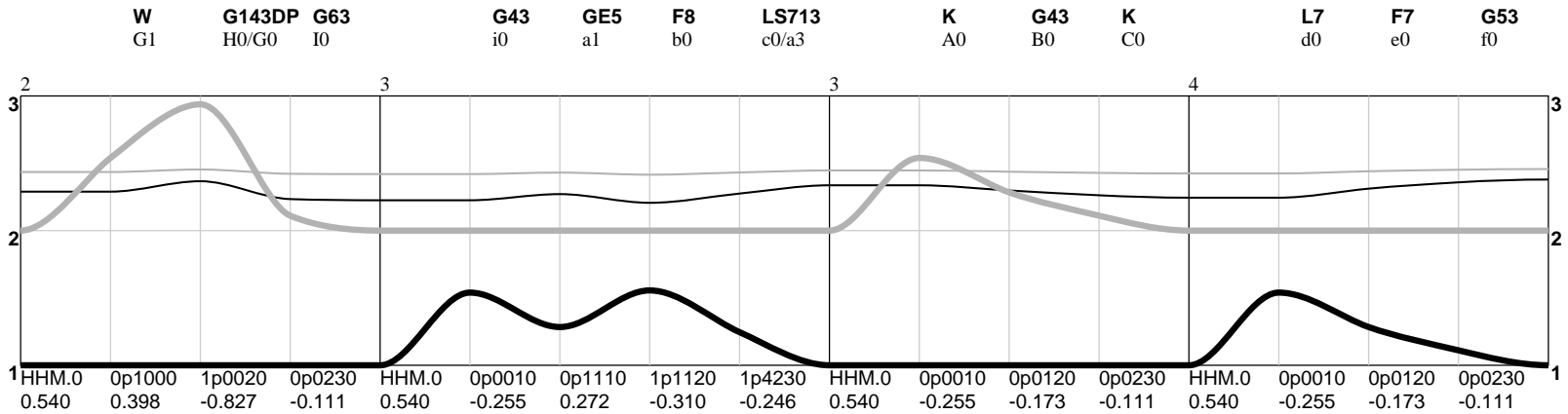
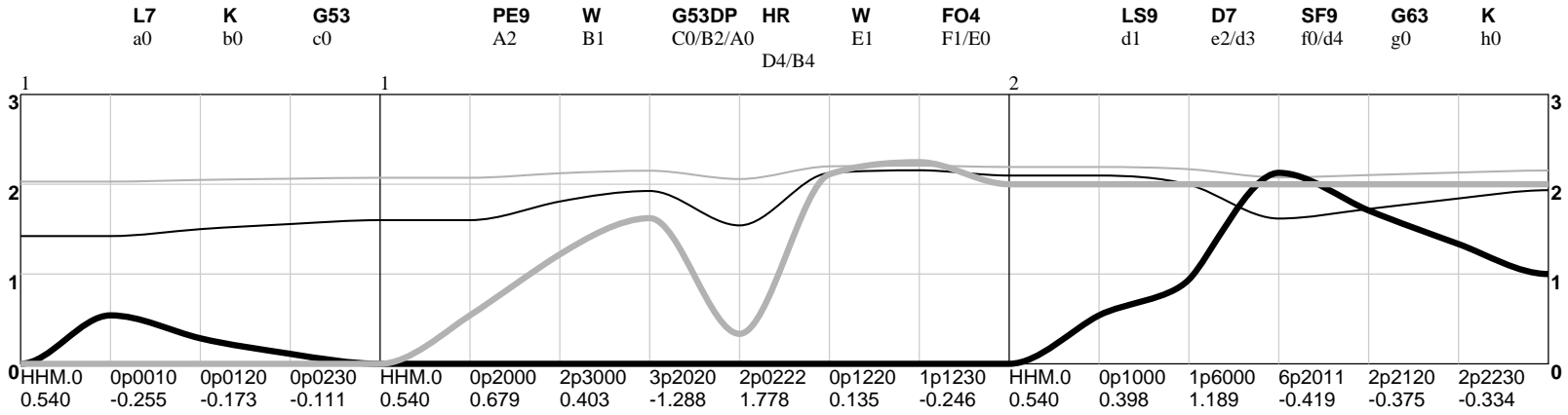
ATL vs MIN 1991 WS gm 1 10/19 (0) Sat



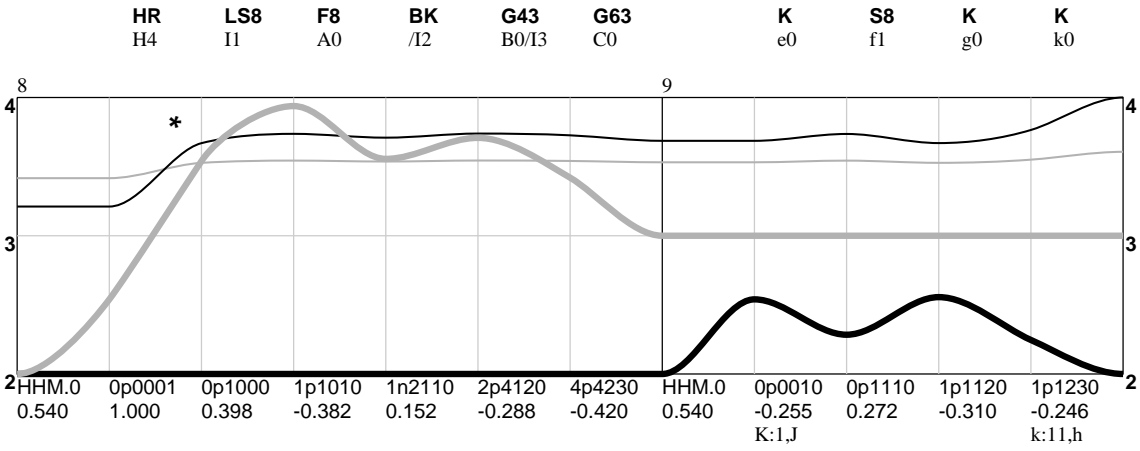
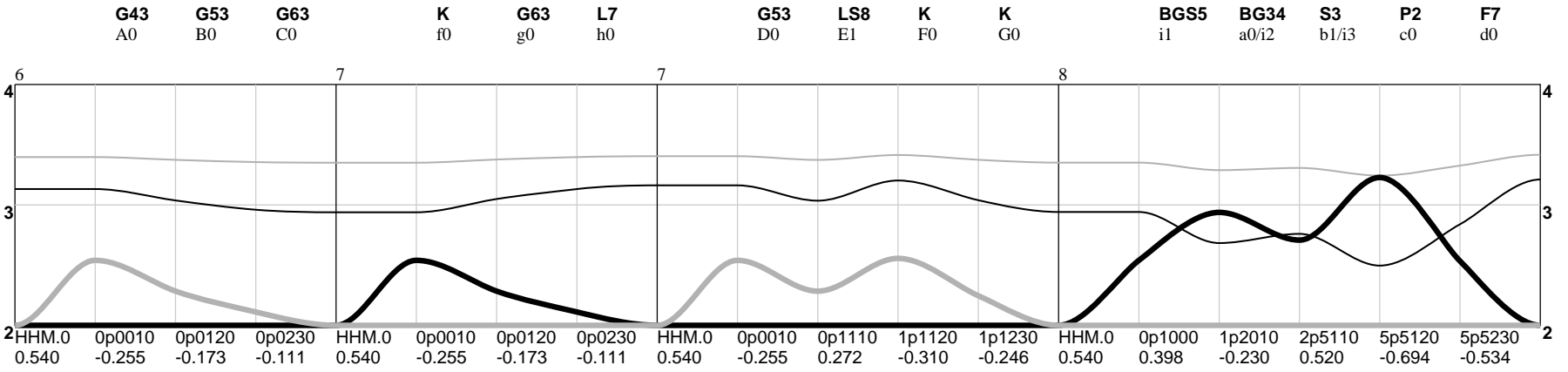
ATL vs MIN 1991 WS gm 1 10/19 (0) Sat



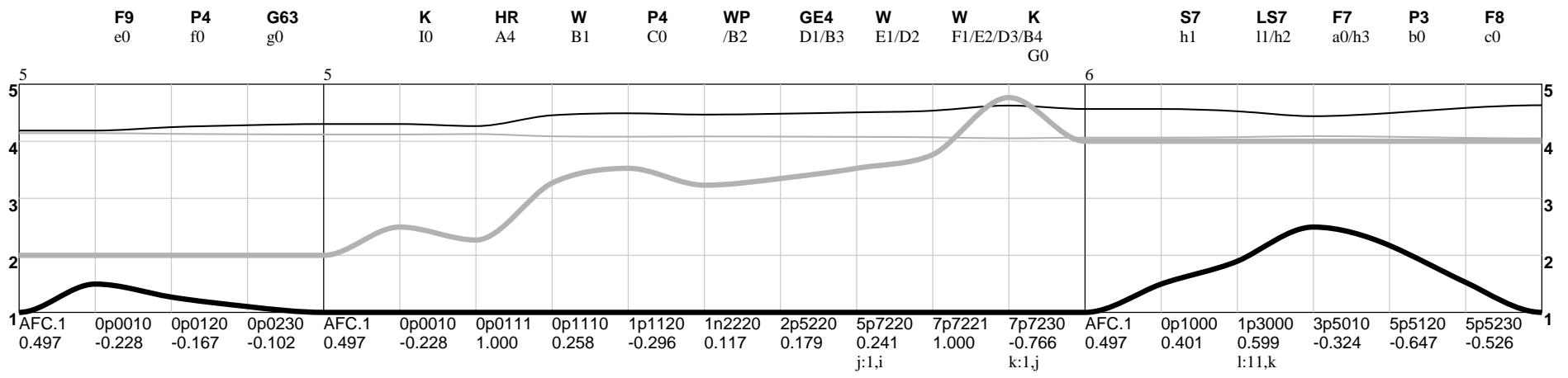
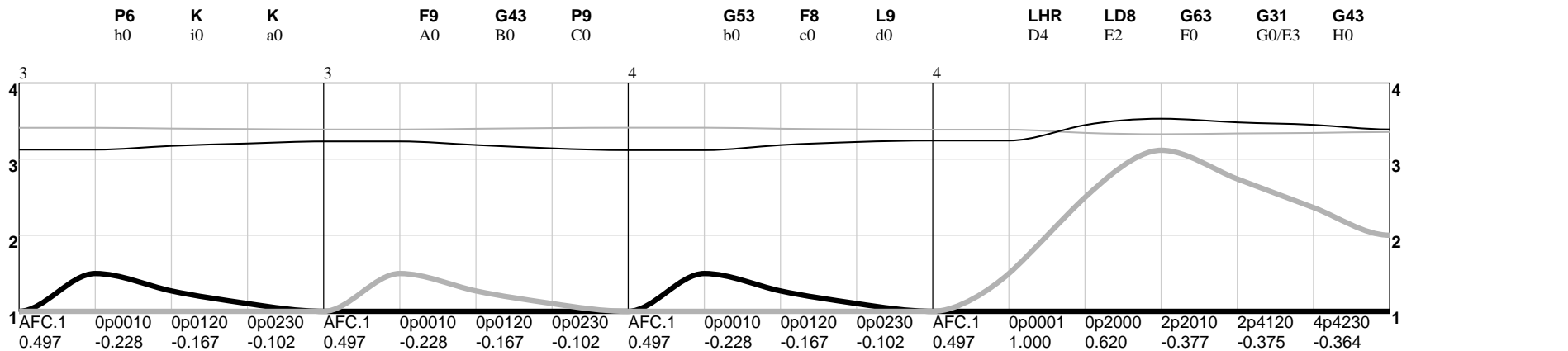
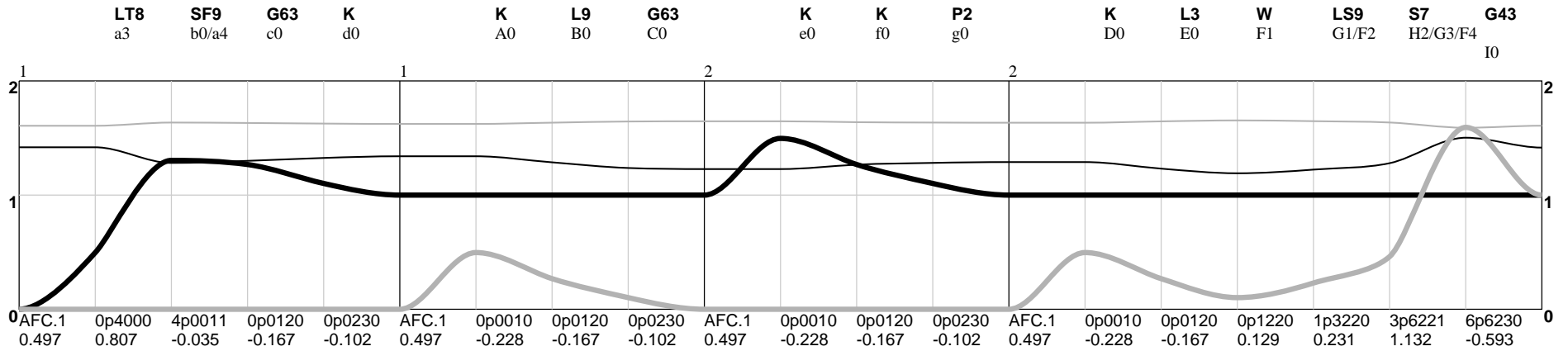
ATL vs MIN 1991 WS gm 2 10/20 (0) Sun



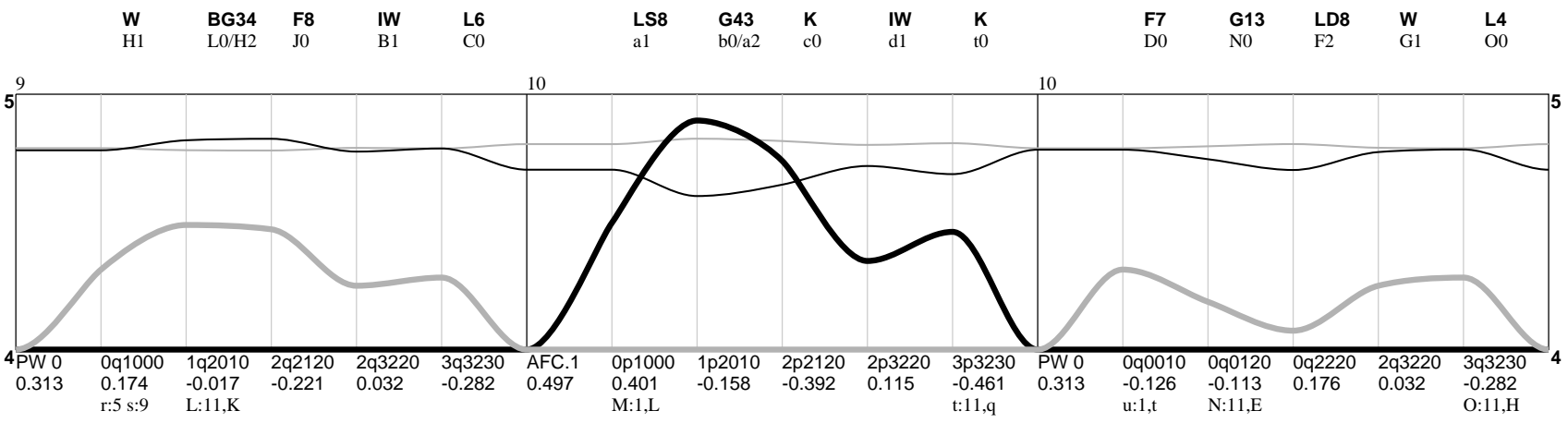
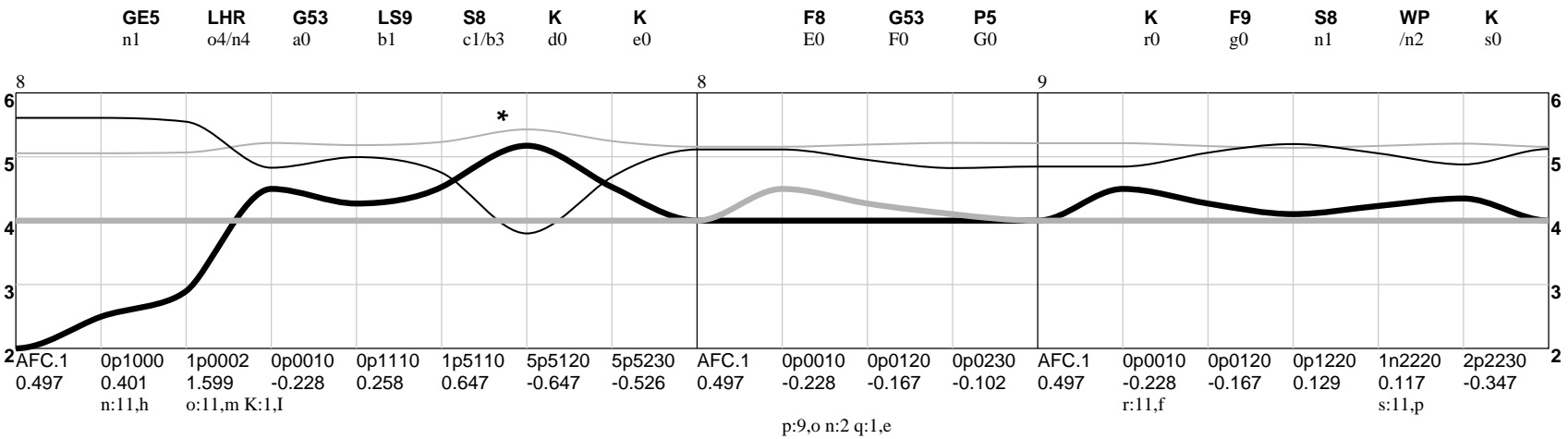
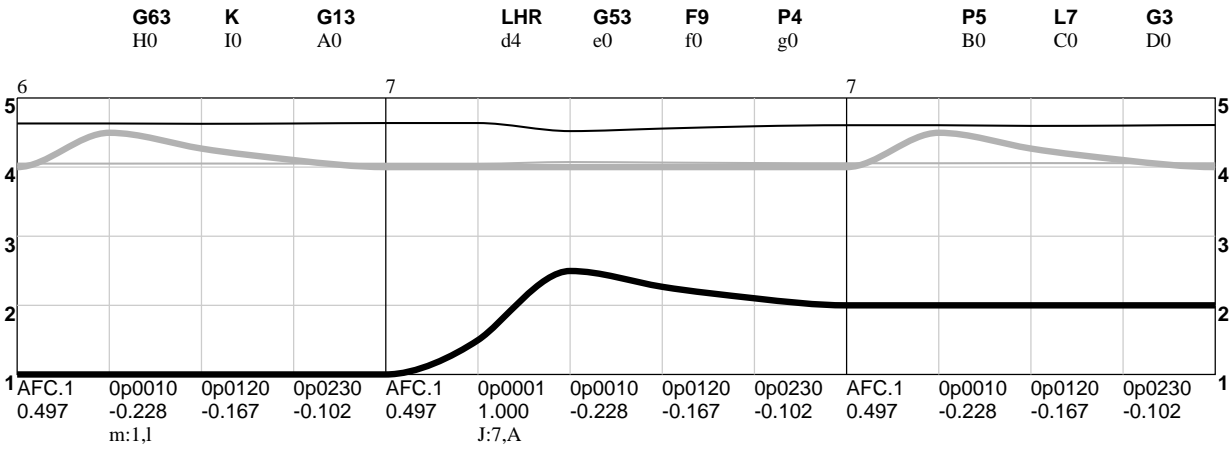
ATL vs MIN 1991 WS gm 2 10/20 (0) Sun



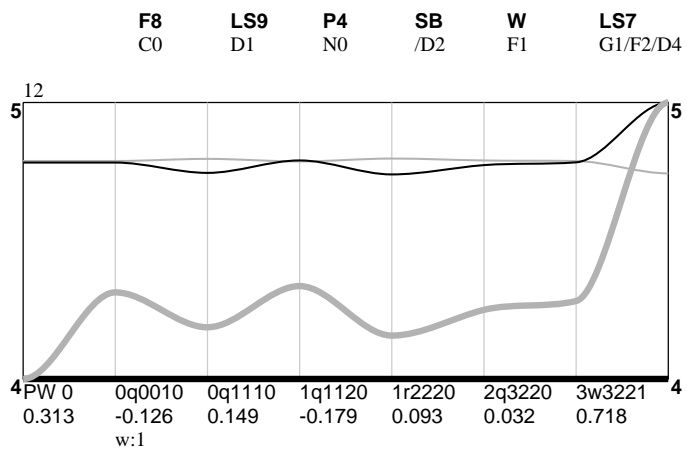
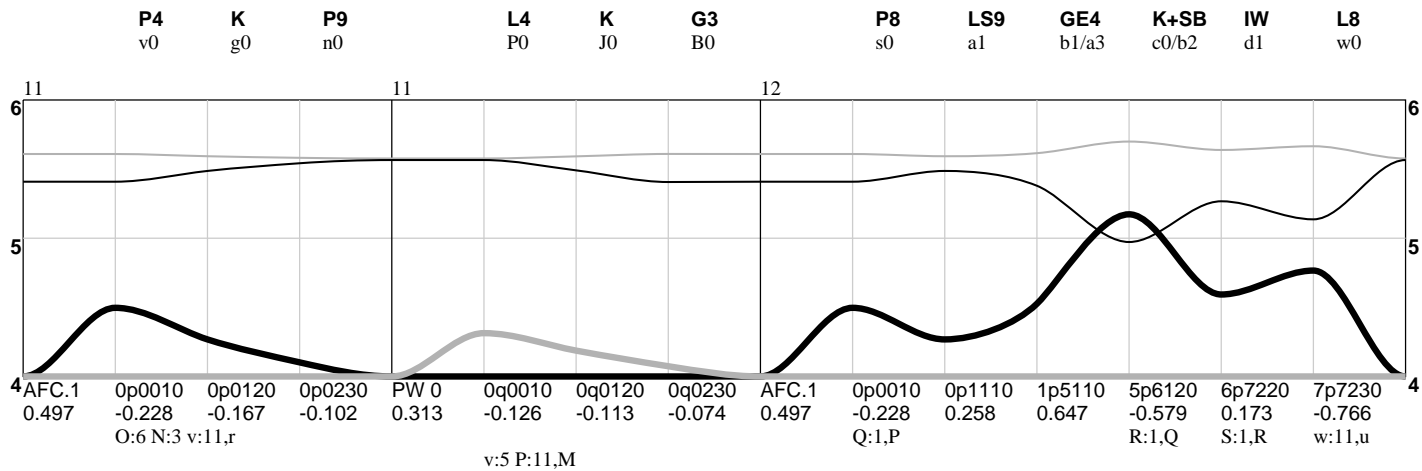
MIN vs ATL 1991 WS gm 3 10/22 (0) Tue



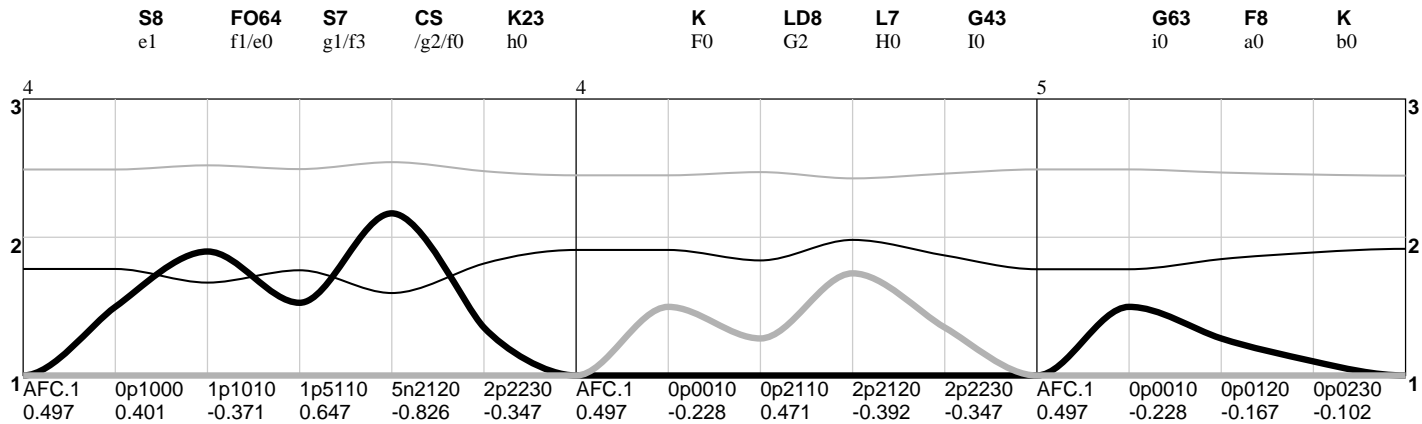
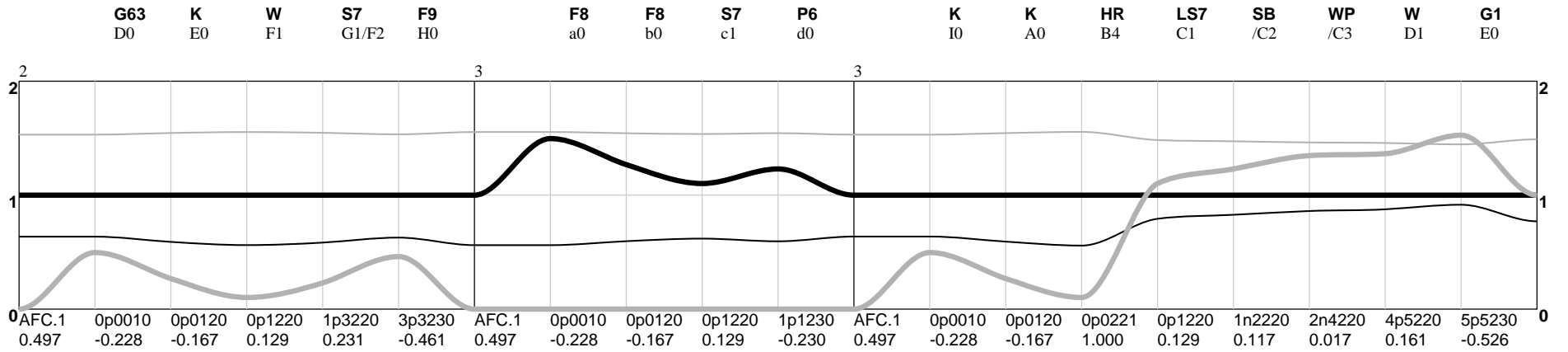
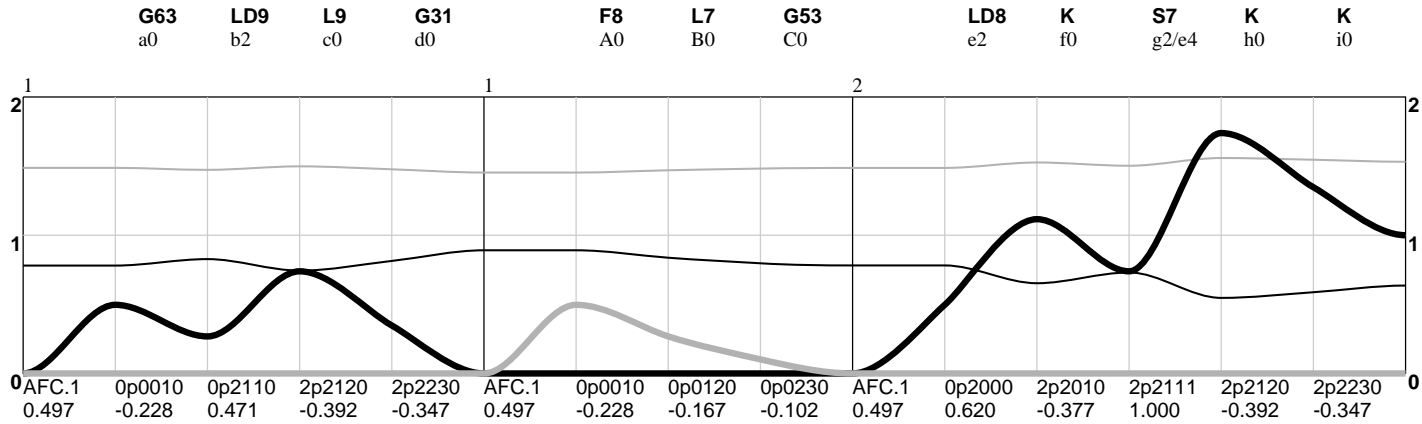
MIN vs ATL 1991 WS gm 3 10/22 (0) Tue



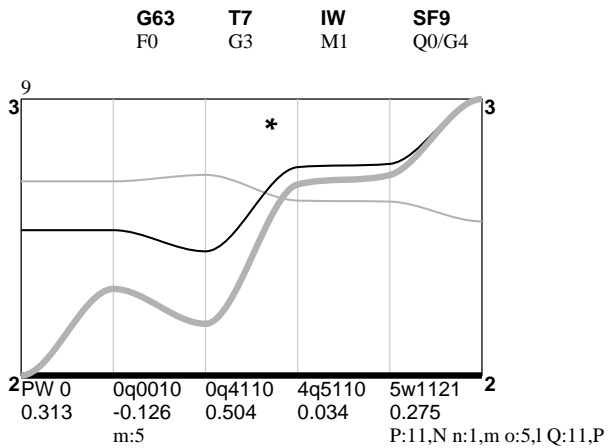
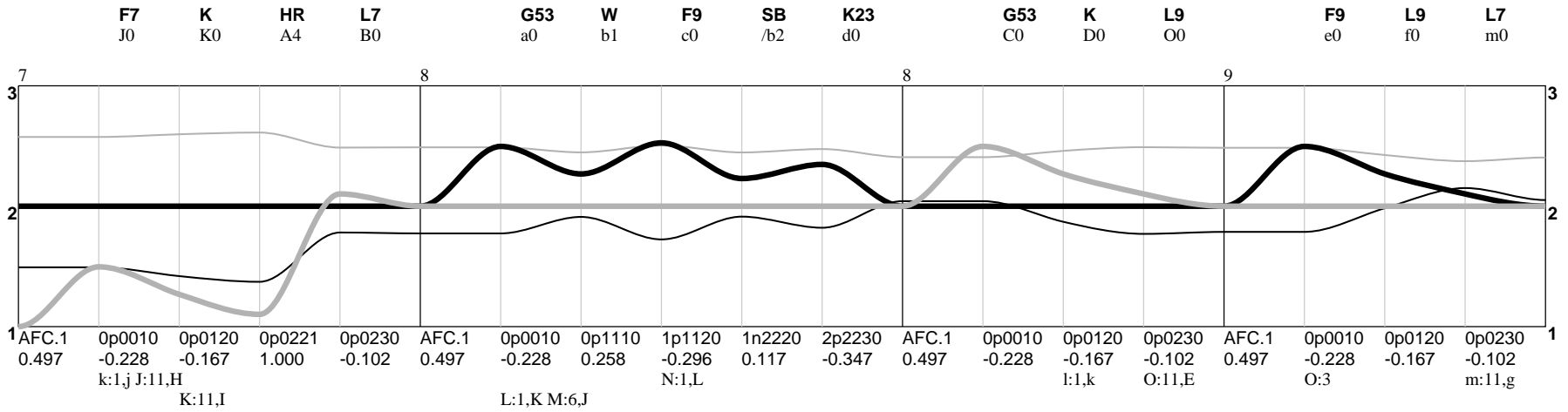
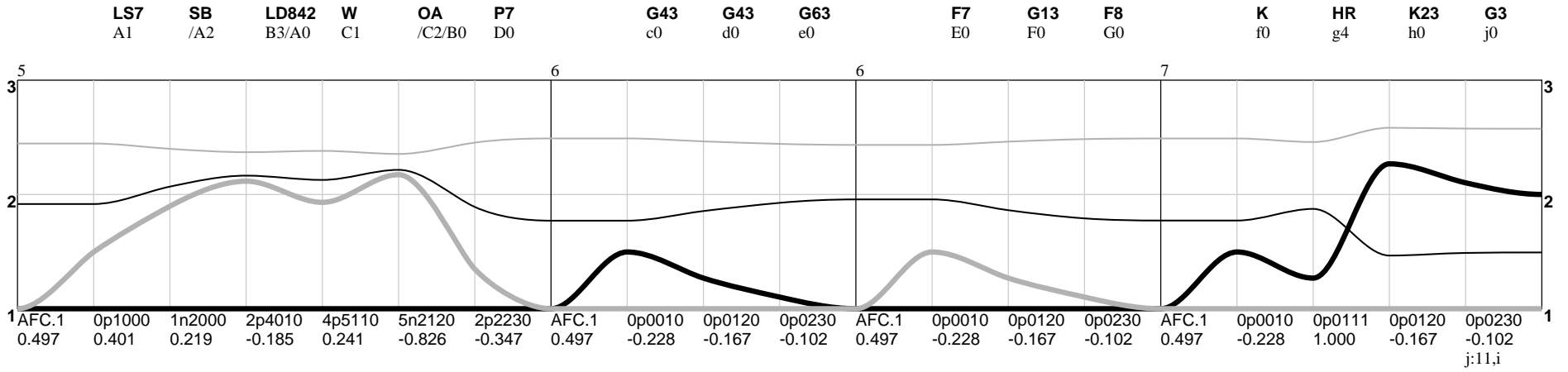
MIN vs ATL 1991 WS gm 3 10/22 (0) Tue



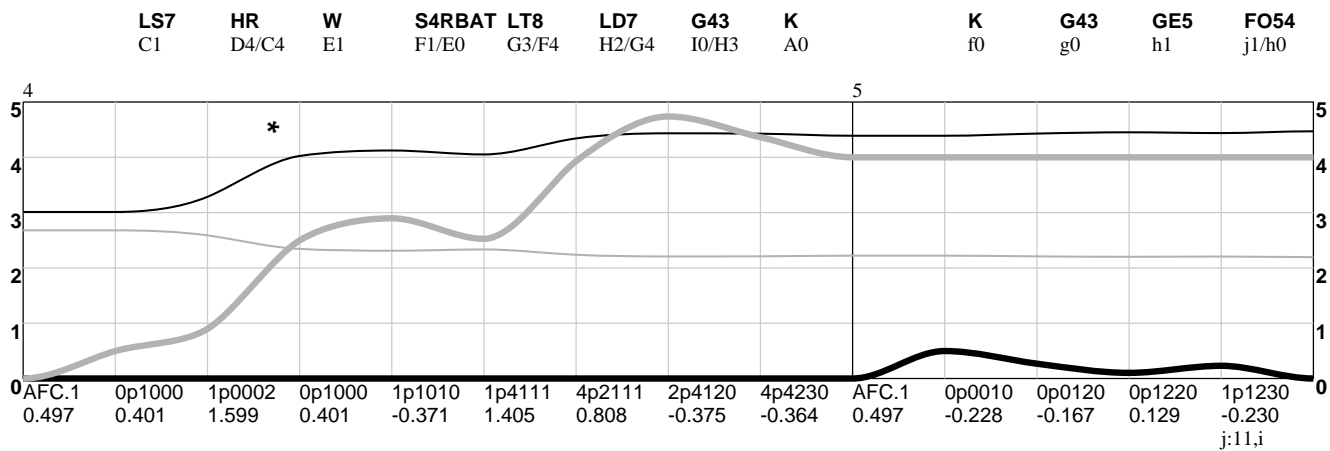
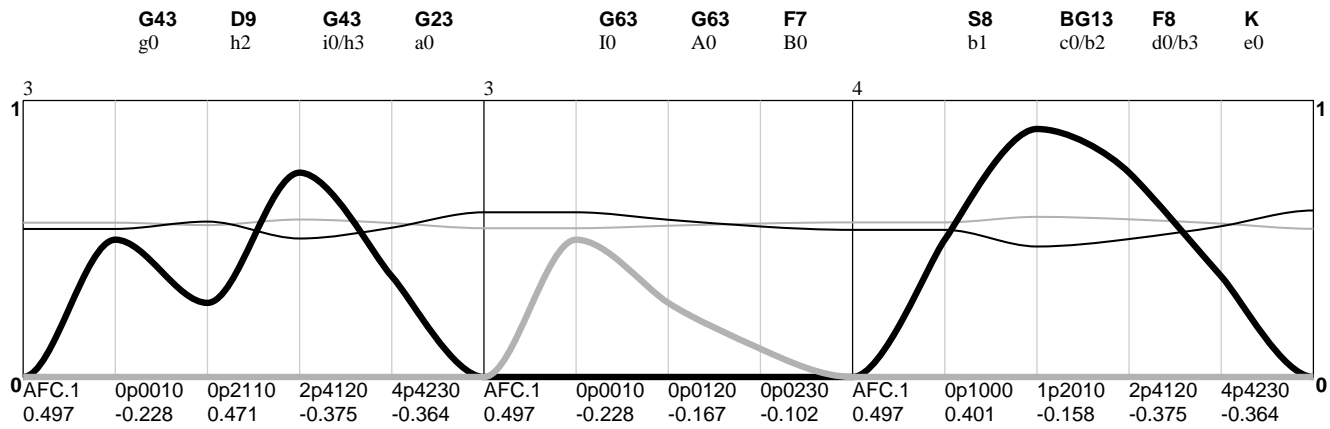
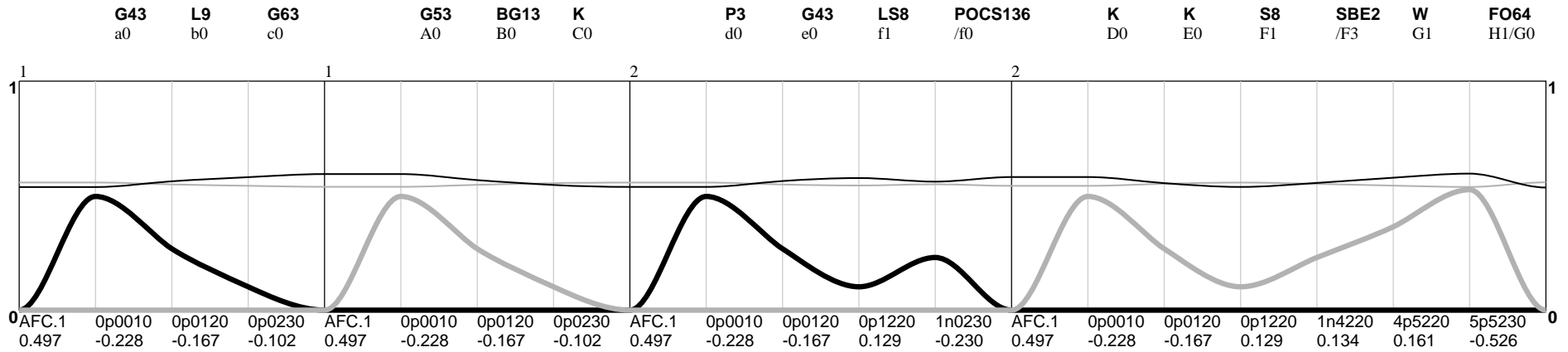
MIN vs ATL 1991 WS gm 4 10/23 (0) Wed



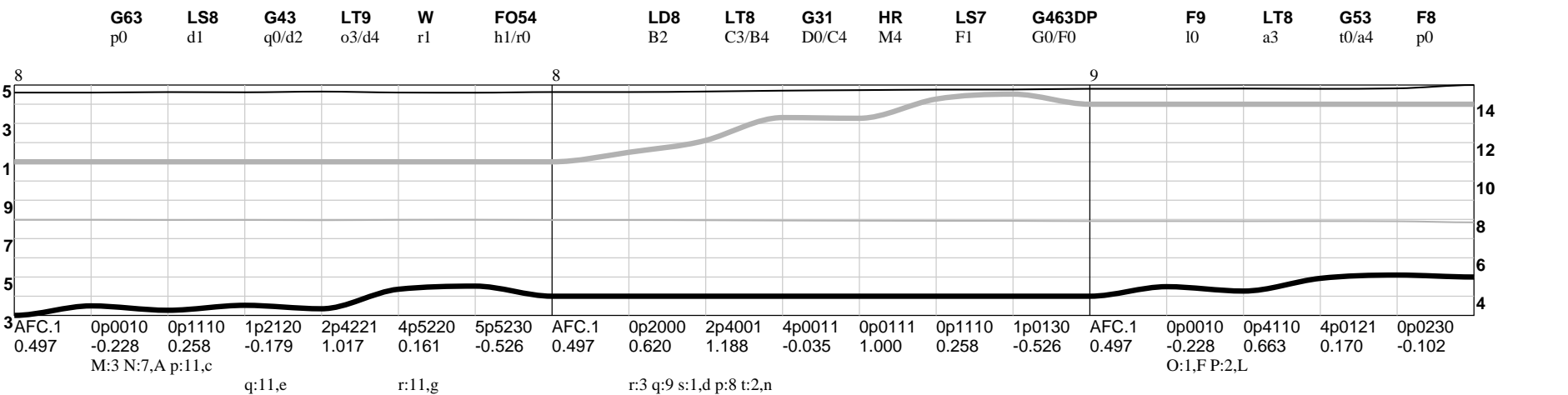
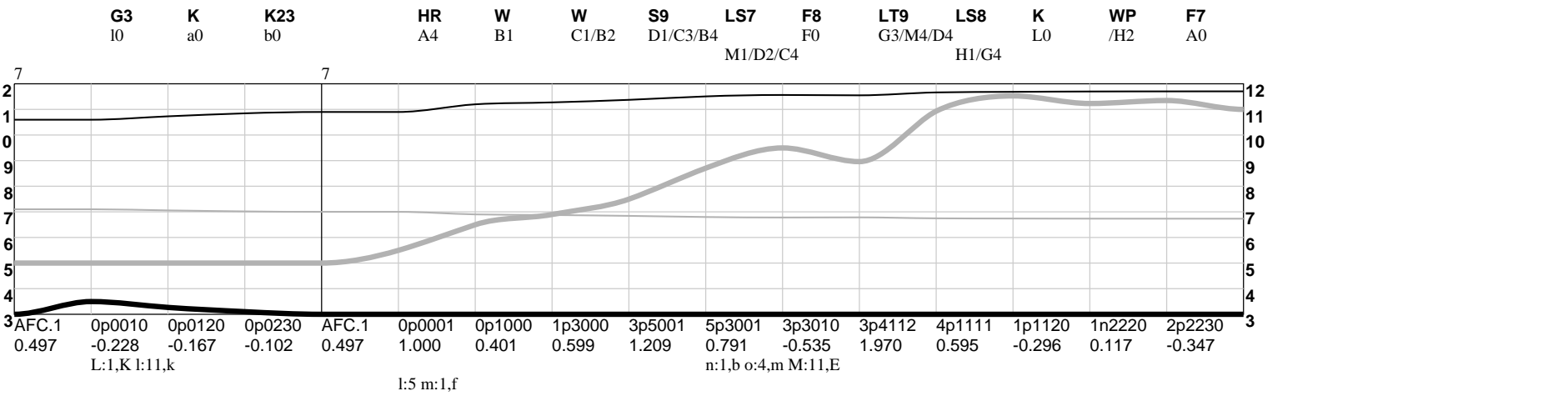
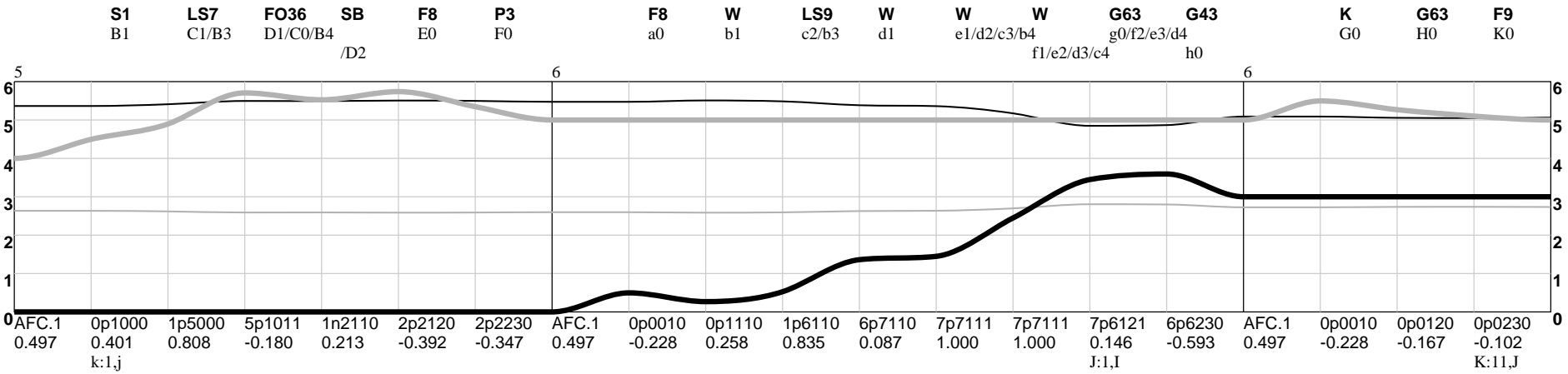
MIN vs ATL 1991 WS gm 4 10/23 (0) Wed



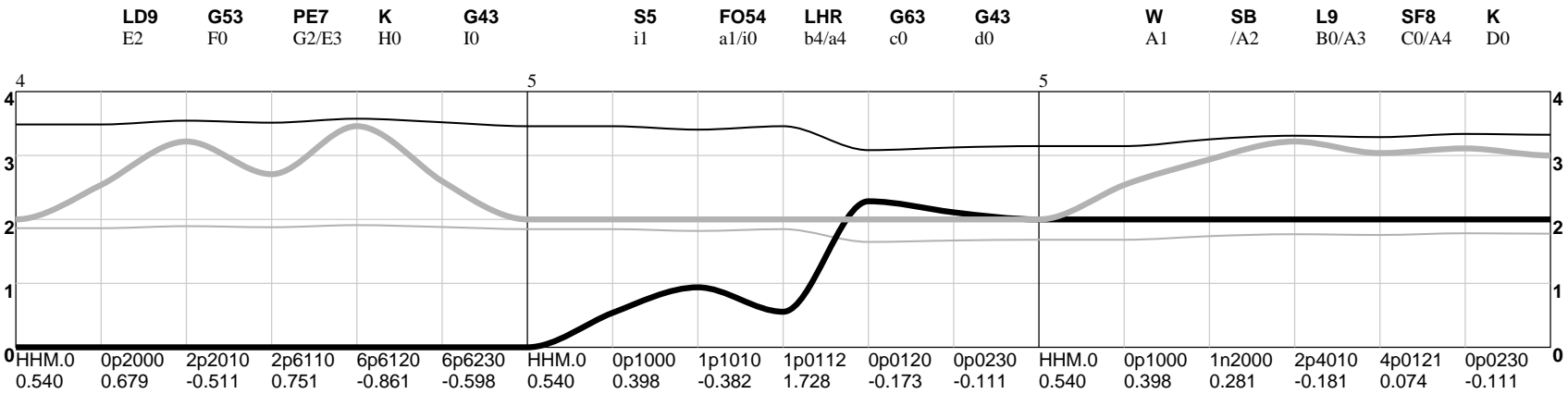
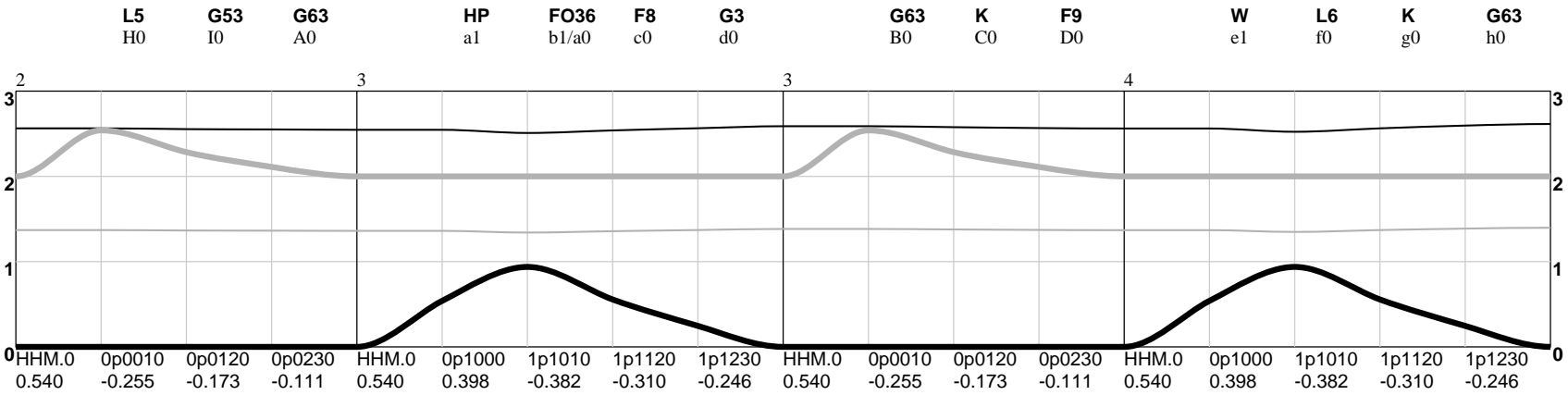
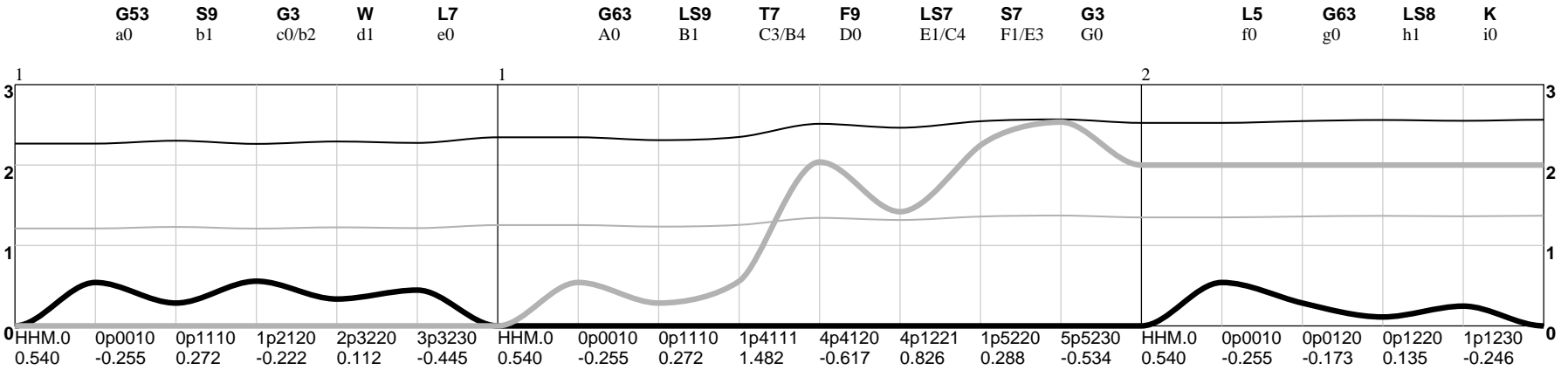
MIN vs ATL 1991 WS gm 5 10/24 (0) Thu



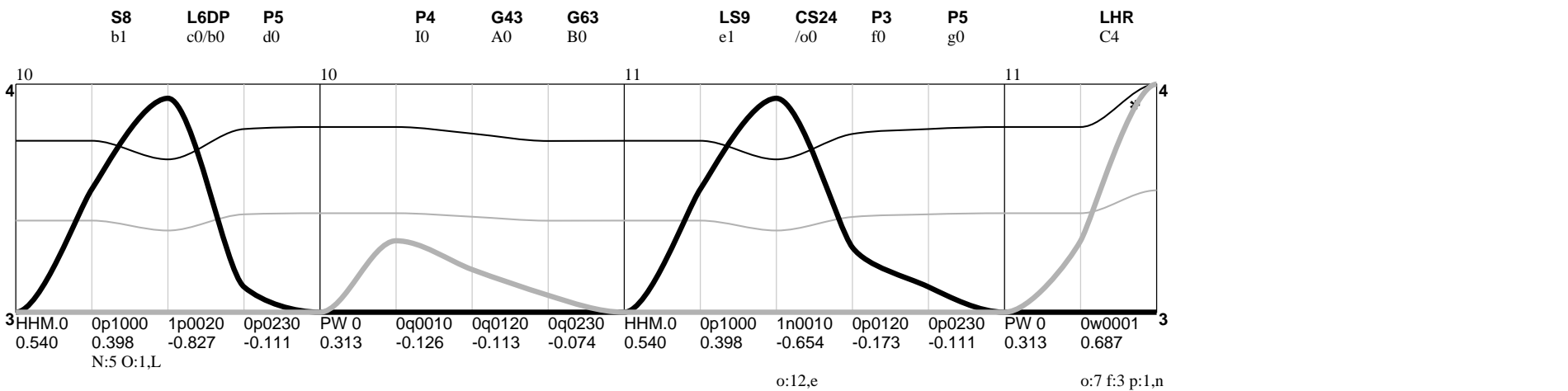
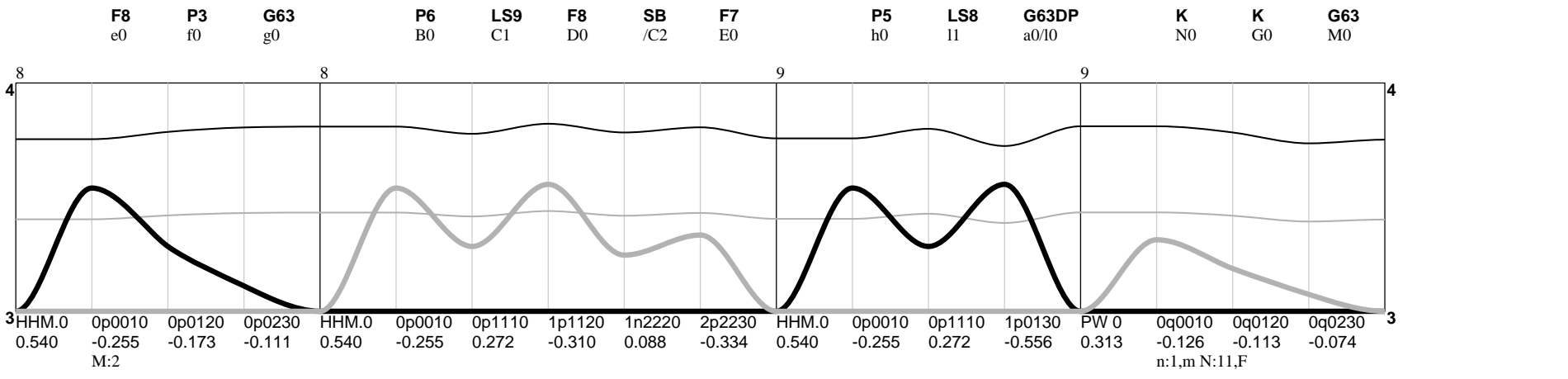
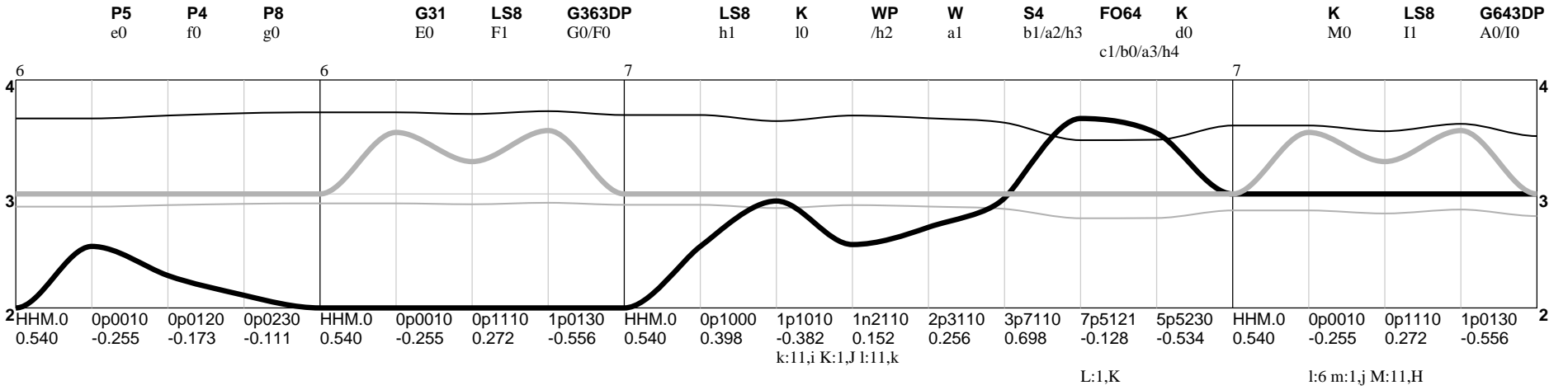
MIN VS ATL 1991 WS gm 5 10/24 (0) Thu



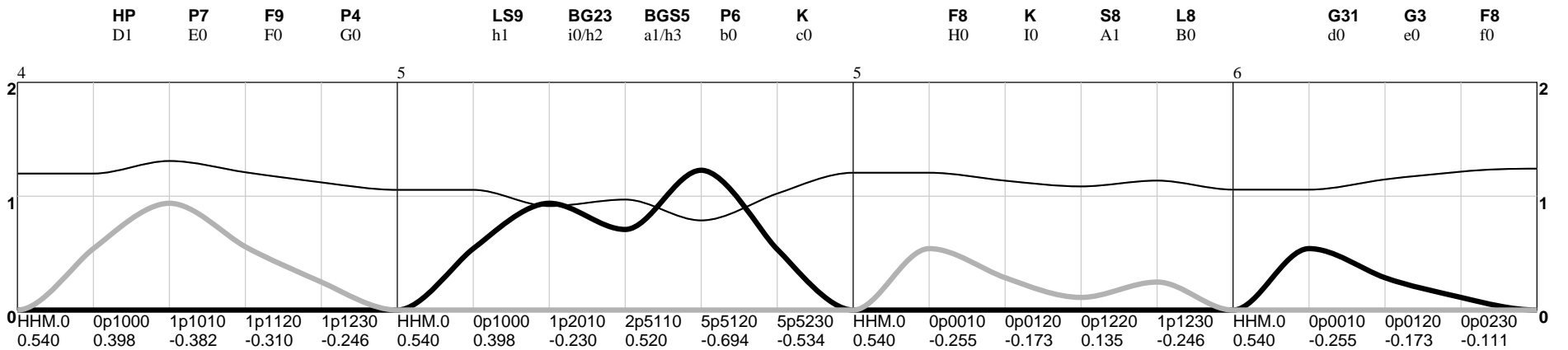
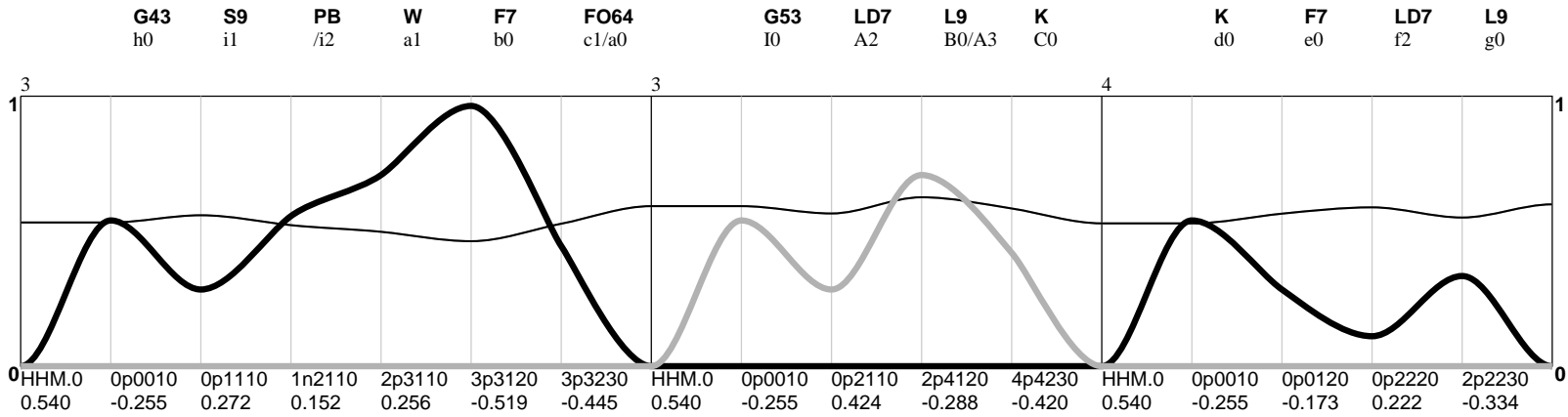
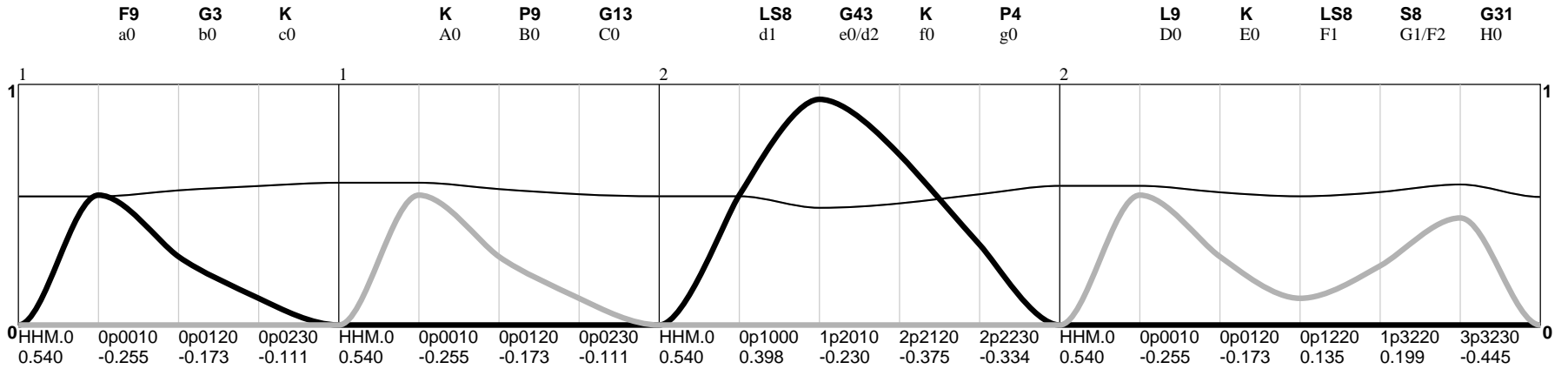
ATL vs MIN 1991 WS gm 6 10/26 (0) Sat



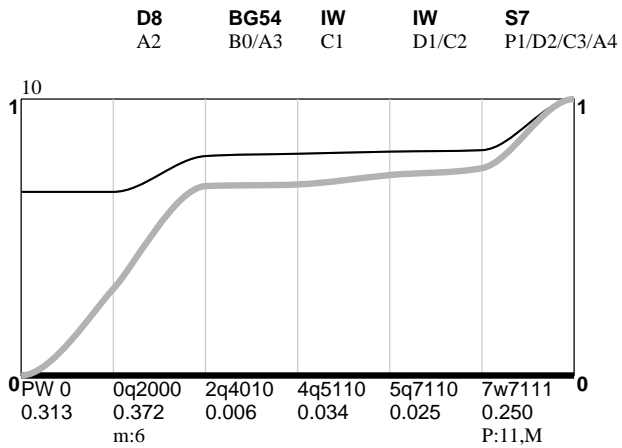
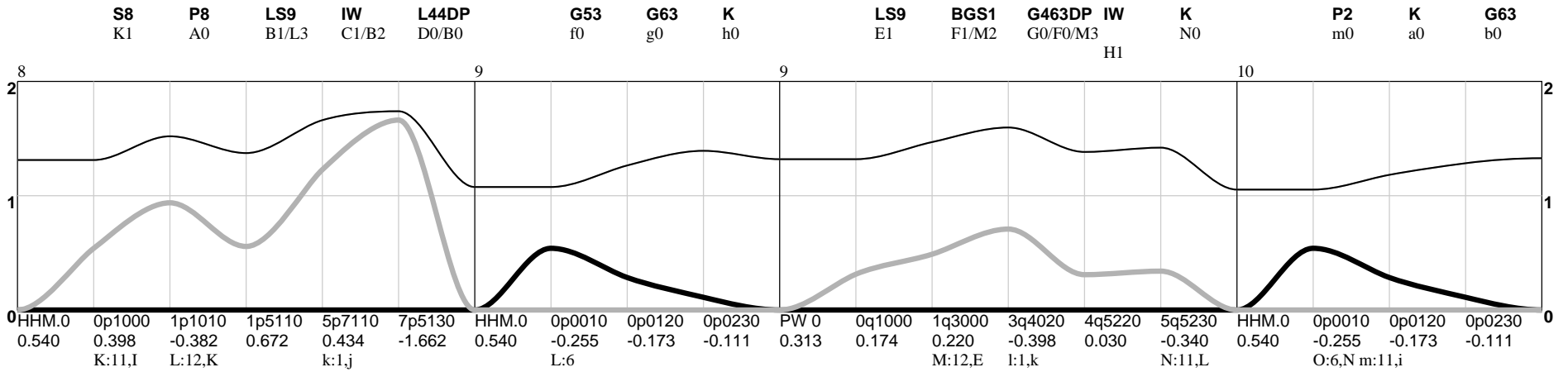
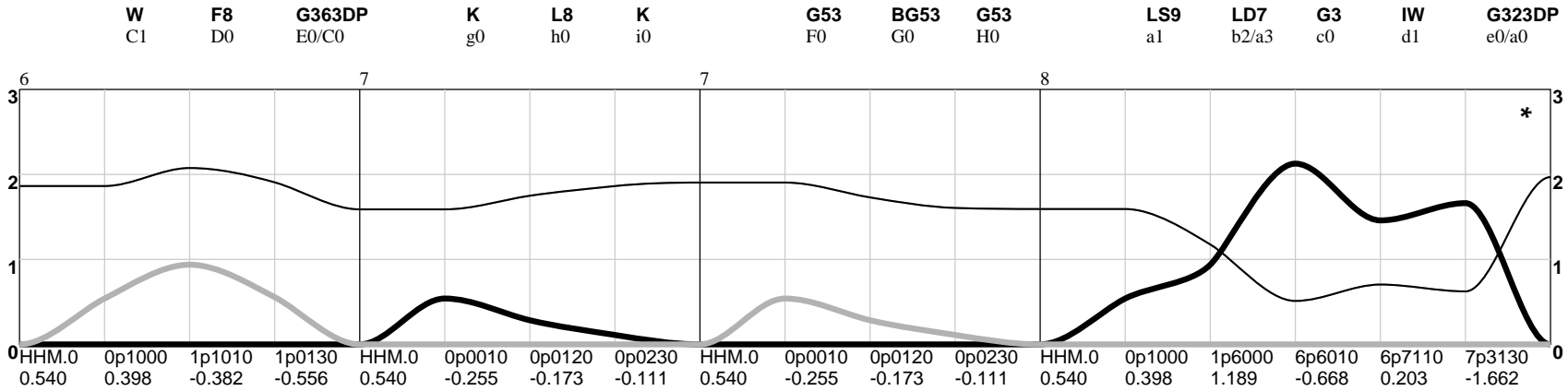
ATL vs MIN 1991 WS gm 6 10/26 (0) Sat



ATL vs MIN 1991 WS gm 7 10/27 (0) Sun



ATL vs MIN 1991 WS gm 7 10/27 (0) Sun



ATL vs MIN 1991 WS

ATL							Game 1							MIN									
pa	o	br	R	ro	xo	nr	lb	pa	o	br	r	ro	xo	nr	lb	pa	o	br	R	ro	xo	nr	lb
36	27	11	2	25	2	9	7	70	51	24	7	46	5	19	12	34	24	13	5	21	3	10	5
br/pa	pa/3o	r/3o	nr/br	lb/nr	br/r	-5	+5	+1	T	X	!	-5	+5	+1	br/pa	pa/3o	r/3o	nr/br	lb/nr	br/r			
0.31	4.00	0.22	0.82	0.78	5.50	3	3	1	180	8	4	3	7	2	0.38	4.25	0.62	0.77	0.50	2.60			

ATL Hitting — gm 1

#	st	ACR	ACW	R	PA	O	BR	player
a	10	-0.426	-1.297	0.369	4.	3	1	Lonnie Smith R
b	4	+0.385	-1.141	0.818	4	3	2	Jeff Treadway L
c	5	-1.998	-1.127	-1.167	4.	4		Terry Pendleton S
d	9	+0.350	+0.032	0.745	4	1	3	David Justice L
e	8	+2.155	+0.699	2.273	4	1	3	Ron Gant R
f	3	-1.701	-1.262	-1.328	4-	4		Sid Bream L
g	7	-1.077	-0.919	-0.135	4.	4		Brian Hunter R
h	2	+0.344	+1.458	0.884	4	3	2	Greg Olson R
i	6	-1.672	-2.561	-0.460	2.	2		Rafael Belliard R
l	i	-0.473	-0.955	0	2.	2		Jeff Blausner R

MIN Hitting — gm 1

#	st	ACR	ACW	R	PA	O	BR	player
A	7	+0.117	+0.027	0.719	4'	3	3	Dan Gladden R
B	4	+2.260	+2.274	2.396	4+	2	3	Chuck Knoblauch R
C	8	-1.257	-0.699	-0.710	4	3		Kirby Puckett R
D	10	-0.585	-0.837	-0.068	4	3	1	Chili Davis S
E	2	-1.174	+1.218	-0.467	4	3	2	Brian Harper R
F	9	-1.896	-2.330	-0.997	4	4		Shane Mack R
G	3	+1.550	+1.019	1.808	4'	2	2	Kent Hrbek L
H	5	+0.645	-0.018	0.601	2'	1	1	Scott Leius R
I	6	+2.096	+0.338	1.805	3'	2	1	Greg Gagne R
K	H	-0.737	+0.107	-0.087	1	1		Mike Pagliarulo L

ATL Pitching — gm 1

#	st	ACOR	ACW	R	PA	O	BR	player
j	1	+3.916	-0.161	4.128	18,-	12	7	Charlie Leibrandt L
k		-0.339	-0.137	0.872	9.	6	4	Jim Clancy R
m		-5.168	-0.063	0	4	3	2	Mark Wohlers R
n		-6.890	-0.191	0	3	3		Mike Stanton L

MIN Pitching — gm 1

#	st	ACOR	ACW	R	PA	O	BR	player
J	1	-2.240	+0.624	2.252	29,+	21	9	Jack Morris R
L		-20.834	+0.603	-0.793	2,	2	1	Mark Guthrie L
M		-0.564	+0.394	0.540	5'	4	1	Rick Aguilera R

ATL							Game 2							MIN									
pa	o	br	R	ro	xo	nr	lb	pa	o	br	r	ro	xo	nr	lb	pa	o	br	R	ro	xo	nr	lb
35	27	8	2	27	0	8	6	65	51	16	5	49	2	14	9	30	24	8	3	22	2	6	3
br/pa	pa/3o	r/3o	nr/br	lb/nr	br/r	-5	+5	+1	T	X	!	-5	+5	+1	br/pa	pa/3o	r/3o	nr/br	lb/nr	br/r			
0.23	3.89	0.22	1.00	0.75	4.00	2	3	1	157	20	12	2	3	2	0.27	3.75	0.38	0.75	0.50	2.67			

ATL Hitting — gm 2

#	st	ACR	ACW	R	PA	O	BR	player
a	10	-0.345	-1.373	0.256	4.	3	1	Lonnie Smith R
b	5	+0.463	+5.640	0.909	4	3	2	Terry Pendleton S
c	8	-1.525	-7.823	-0.997	4-	4		Ron Gant R
d	9	-0.746	-4.561	-0.076	4.	2	1	David Justice L
e	3	+0.547	+0.524	1.139	4	3	1	Sid Bream L
f	7	-0.546	-1.336	0.025	4.	3	1	Brian Hunter R
g	2	-0.190	-0.173	0.382	4	3	1	Greg Olson R
h	4	-0.888	-1.432	-0.276	3.	3		Mark Lemke S
i	6	+0.307	+4.585	0.773	3	2	1	Rafael Belliard R
k	h	-1.047	-4.929	-0.135	1.	1		Tommy Gregg L

MIN Hitting — gm 2

#	st	ACR	ACW	R	PA	O	BR	player
A	7	-0.227	-0.102	0.467	4'	4	1	Dan Gladden R
B	4	-0.247	-0.474	0.373	4'	3	1	Chuck Knoblauch R
C	8	-2.054	-2.428	-1.339	4	4		Kirby Puckett R
D	10	+1.797	+1.877	1.815	3+	2	1	Chili Davis S
E	2	+0.331	+1.672	0.530	3'	2	2	Brian Harper R
F	9	-0.946	-2.097	-0.432	3	2		Shane Mack R
G	3	-0.146	-1.384	0.391	3'	3	1	Kent Hrbek L
H	5	+0.000	+1.815	0.559	3'	2	1	Scott Leius R
I	6	+0.466	+0.023	0.636	3'	2	1	Greg Gagne R

ATL Pitching — gm 2

#	st	ACOR	ACW	R	PA	O	BR	player
j	1	-1.683	+0.189	3	30-	24	8	Tom Glavine L

MIN Pitching — gm 2

#	st	ACOR	ACW	R	PA	O	BR	player
J	1	-2.864	+0.816	2	31+	24	7	Kevin Tapani R
K		-5.168	+1.643	0	4'	3	1	Rick Aguilera R

ATL vs MIN 1991 WS

ATL pa	o	br	R	ro	xo	nr	lb	Game 3 pa	o	br	r	ro	xo	nr	lb	MIN pa	o	br	R	ro	xo	nr	lb
52	35	17	5	35	0	17	12	102	71	31	9	71	0	31	22	50	36	14	4	36	0	14	10
br/pa	pa/3o	r/3o	nr/br	lb/nr	br/r	-5	+5	+1	T	X	!	-5	+5	+1	br/pa	pa/3o	r/3o	nr/br	lb/nr	br/r			
0.33	4.46	0.43	1.00	0.71	3.40	2	6	4	244	33	13	6	6	2	0.28	4.17	0.33	1.00	0.71	3.50			

ATL Hitting — gm 3

#	st	ACR	ACW	R	PA	O	BR	player
A	7	+0.470	-0.057	1.056	4'	3	1	Lonnie Smith R
B	5	-0.163	-0.405	0.499	6'	4	2	Terry Pendleton S
C	8	-0.762	-2.788	-0.485	6	6		Ron Gant R
D	9	+0.684	+1.069	1.579	6+	3	3	David Justice L
E	3	+0.495	-0.927	0.962	4'	2	2	Sid Bream L
F	2	+0.562	+1.288	1.148	6'	2	4	Greg Olson R
G	4	-0.186	+3.304	0.119	6	3	3	Mark Lemke S
H	6	+0.759	+3.915	1.132	4'	2	2	Rafael Belliard R
I	1	-1.401	-2.096	-0.568	3	3		Steve Avery L
J	A	-0.709	-5.482	-0.108	2	2		Keith Mitchell R
L	I	-0.072	+0.621	0.046	1	1		Jeff Treadway L
N	E	-0.621	-5.714	-0.123	2	2		Brian Hunter R
O	H	-1.200	-9.775	-0.257	1	1		Jeff Blauser R
P	I	-0.537	-4.578	0	1	1		Francisco Cabrera R

MIN Hitting — gm 3

#	st	ACR	ACW	R	PA	O	BR	player
a	7	+0.576	+3.200	1.349	6	3	3	Dan Gladden R
b	4	-0.117	+3.083	0.570	6.	4	2	Chuck Knoblauch R
c	3	-0.840	-0.511	-0.471	6.	5	1	Kent Hrbek L
d	8	+0.310	-1.866	0.912	6	3	3	Kirby Puckett R
e	9	-1.287	-4.447	-0.538	4-	4		Shane Mack R
f	5	-0.710	-0.813	0	3.	3		Scott Leius R
g	6	-0.543	-1.738	0	5.	5		Greg Gagne R
h	2	+0.367	-0.626	0.477	2	1	1	Junior Ortiz R
i	1	-0.710	-1.315	0	1.	1		Scott Erickson R
l	i	+2.549	+1.857	0.675	1	1		Gene Larkin S
n	h	+0.772	+1.359	0.773	3	1	2	Brian Harper R
o	i	+6.805	+19.862	1.675	1	1		Chili Davis S
p	i	+0.000						Jarvis Brown R
r	f	-0.971	-6.748	0	1.	1		Mike Pagliarulo L
s	i	-1.223	-6.164	-0.296	2.	2		Randy Bush L
t	e	-1.963	-11.804	-0.411	1.	1		Paul Sorrento L
v	f	-0.971	-4.844	0	1.	1		Al Newman S
w	e	-3.261	-25.021	-0.716	1.	1		Rick Aguilera R

ATL Pitching — gm 3

#	st	ACOR	ACW	R	PA	O	BR	player
I	1	-1.584	+0.425	2.477	26,+	21	5	Steve Avery L
K	I	+2.321	-0.251	1.523	10	6	4	Alejandro Pena R
M	I	-4.754	+2.421	0	8'	6	2	Mike Stanton L
Q	I	+8.629	-7.764	1.015	3,	1	2	Mark Wohlers R
R	I	-22.190	+14.917	-0.524	1,	1		Kent Mercker L
S	I	-11.356	+9.029	-0.491	2'	1	1	Jim Clancy R

MIN Pitching — gm 3

#	st	ACOR	ACW	R	PA	O	BR	player
i	1	+1.815	-0.326	3.449	22,-	14	8	Scott Erickson R
j	i	+23.760	-1.156	1.292	2,.		2	David West L
k	i	-29.351	+1.113	-0.741	1	1		Terry Leach R
m	i	-6.339	-0.027	0	6	6		Steve Bedrosian R
q	e	-3.877	+2.211	0	8	6	2	Carl Willis R
u	e	-2.999	+2.421	0	8	6	2	Mark Guthrie L
w	e	+5.260	-3.428	1	5.	2	3	Rick Aguilera R

ATL vs MIN 1991 WS

ATL pa o br R ro xo nr lb							Game 4 pa o br r ro xo nr lb							MIN pa o br R ro xo nr lb							
36 26 11 3 25 1 10 7							70 53 19 5 51 2 17 12							34 27 8 2 26 1 7 5							
br/pa	pa/3o	r/3o	nr/br	lb/nr	br/r		-.5	+.5	+1	T	X	!	-.5	+.5	+1	br/pa	pa/3o	r/3o	nr/br	lb/nr	br/r
0.31	4.15	0.35	0.91	0.70	3.67	2	3	2		177	28	15	1	4	2	0.24	3.78	0.22	0.88	0.71	4.00

ATL Hitting — gm 4

#	st	ACR	ACW	R	PA	O	BR	player
A	7	+1.303	+8.258	1.785	4+	3	2	Lonnie Smith R
B	5	-0.297	+2.819	0.120	4	3	1	Terry Pendleton S
C	8	+0.185	-0.616	0.654	4	2	2	Ron Gant R
D	9	-0.617	-2.632	-0.058	4	3	1	David Justice L
E	3	-1.306	-3.566	-0.500	3	3		Sid Bream L
F	2	-0.418	-2.013	0.162	4	3	1	Greg Olson R
G	4	+1.175	+5.021	1.361	4	1	3	Mark Lemke S
H	6	-1.816	-4.192	-0.737	2	2		Rafael Belliard R
I	1	-1.223	-3.533	-0.245	2	2		John Smoltz R
J	H.	-0.971	-7.979	0	1	1		Jeff Treadway L
K	I.	-0.710	-6.132	0	1	1		Tommy Gregg L
M	H.	+0.143	+0.386	0.071	1	1	1	Jeff Blausner R
O	E:	-0.432	+0.734	0	1	1		Brian Hunter R
P	I.	+0.000						Francisco Cabrera R
Q	I.	+1.172	+8.385	0.387	1	1		Jerry Willard L

MIN Hitting — gm 4

#	st	ACR	ACW	R	PA	O	BR	player
a	7	-0.906	-2.868	0	4.	4		Dan Gladden R
b	4	+0.613	+2.168	1.012	4	2	2	Chuck Knoblauch R
c	8	-0.838	-3.105	-0.342	4.	3	1	Kirby Puckett R
d	3	-1.160	-3.748	-0.670	4.	4		Kent Hrbek L
e	2	+0.735	+1.037	1.249	4	3	2	Brian Harper R
f	9	-2.095	-4.256	-1.304	4-	4		Shane Mack R
g	5	+3.754	+15.803	2.939	3		3	Mike Pagliarulo L
h	6	-1.285	-3.062	-0.638	3.	3		Greg Gagne R
i	1	-1.223	-3.195	-0.245	2.	2		Jack Morris R
j	i.	-0.432	-0.419	0	1.	1		Gene Larkin S
m	g:	-0.432	+2.255	0	1.	1		Scott Leius R
o	i:	+0.000						Al Newman S

ATL Pitching — gm 4

#	st	ACOR	ACW	R	PA	O	BR	player
I	1	-2.093	+0.018	2	27+	21	7	John Smoltz R
L	I	+0.562	-1.183	0.341	2,	1	1	Mark Wohlers R
N	I	-7.831	+3.944	-0.341	5	5		Mike Stanton L

MIN Pitching — gm 4

#	st	ACOR	ACW	R	PA	O	BR	player
i	1	-3.032	+0.793	1	25	18	8	Jack Morris R
k	i	+2.108	-2.804	1	5,-	4	1	Carl Willis R
l	i	+1.095	-1.155	0.613	5,	3	2	Mark Guthrie L
n	g	+10.545	-8.385	0.387	1.	1		Steve Bedrosian R

ATL pa o br R ro xo nr lb							Game 5 pa o br r ro xo nr lb							MIN pa o br R ro xo nr lb							
43 24 20 14 23 1 19 5							82 51 33 19 49 2 31 12							39 27 13 5 26 1 12 7							
br/pa	pa/3o	r/3o	nr/br	lb/nr	br/r		-.5	+.5	+1	T	X	!	-.5	+.5	+1	br/pa	pa/3o	r/3o	nr/br	lb/nr	br/r
0.47	5.38	1.75	0.95	0.26	1.43	3	13	7		179	8	4	2	5	3	0.33	4.33	0.56	0.92	0.58	2.60

ATL Hitting — gm 5

#	st	ACR	ACW	R	PA	O	BR	player
A	7	-0.090	-0.506	0.530	5	4	1	Lonnie Smith R
B	5	+0.981	-0.344	1.611	5	2	3	Terry Pendleton S
C	8	+2.463	+0.870	3.243	5	2	4	Ron Gant R
D	9	+2.194	+1.461	3.054	5	2	2	David Justice L
E	3	-0.225	-0.110	0.232	3	3	1	Sid Bream L
F	2	-0.624	+0.078	-0.447	5	3	2	Greg Olson R
G	4	+2.368	+0.926	3.313	5+	3	3	Mark Lemke S
H	6	+0.880	-0.899	1.139	4	1	2	Rafael Belliard R
I	1	-1.283	-1.015	-0.319	2	2		Tom Glavine L
K	I.	-0.432	+0.114	0	1	1		Tommy Gregg L
L	I	-1.258	+0.067	-0.240	1	1		Jim Clancy R
M	E:	+3.810	+0.186	1.884	2	2		Brian Hunter R
N	A:	+0.000						Keith Mitchell R
P	I.	+0.000						Francisco Cabrera R

MIN Hitting — gm 5

#	st	ACR	ACW	R	PA	O	BR	player
a	7	-0.276	-1.389	0.484	5.	4	1	Dan Gladden R
b	4	+0.415	+0.912	0.800	4.	2	2	Chuck Knoblauch R
c	8	+0.816	-0.846	0.819	3.	2	1	Kirby Puckett R
d	9	-0.275	-1.375	0.247	4.	2	2	Chili Davis S
e	2	+0.665	-1.219	0.765	3.	2	1	Brian Harper R
f	5	+0.951	+1.175	1.028	3.	2	2	Scott Leius R
g	3	-0.354	-0.810	0.173	3.	3		Kent Hrbek L
h	6	-0.552	+0.748	-0.250	4-	2	2	Greg Gagne R
i	1	-1.596	-3.169	-0.292	1.	1		Kevin Tapani R
j	i.	-0.979	-0.307	-0.179	1.			Gene Larkin S
l	i:	-0.971	-0.387	0	2.	2		Mike Pagliarulo L
o	f:	+4.328	+0.184	1.051	1	1		Al Newman S
p	c:	-0.702	-0.359	0	2.	2		Jarvis Brown R
q	e:	-0.762	-0.138	-0.096	1.	1		Randy Bush L
r	g:	+0.687	+0.027	0.195	1.	1	1	Paul Sorrento L
t	b:	+0.725	-0.085	0.254	1.	1		Junior Ortiz R

ATL Pitching — gm 5

#	st	ACOR	ACW	R	PA	O	BR	player
I	1	+0.747	+0.536	3.318	24,+	16	9	Tom Glavine L
J	I	-8.570	+1.025	-0.318	2	2		Kent Mercker L
L	I	+0.029	+0.194	1	9	6	3	Jim Clancy R
O	F	+4.820	+0.175	1	4	3	1	Randy St. Claire R

MIN Pitching — gm 5

#	st	ACOR	ACW	R	PA	O	BR	player
i	1	+4.059	-0.182	4	19-	12	7	Kevin Tapani R
k	i	+0.033	-0.080	1	8.	6	2	Terry Leach R
m	f	+30.724	-0.785	3.361	4,		4	David West L
n	b	+14.643	-0.162	2.639	6.	3	3	Steve Bedrosian R
s	d	+15.978	-0.103	3	6.	3	4	Carl Willis R

ATL vs MIN 1991 WS

ATL pa o br R ro xo nr lb							Game 6 pa o br r ro xo nr lb							MIN pa o br R ro xo nr lb									
43	33	13	3	30	3	10	7	82	63	24	7	58	5	19	12	39	30	11	4	28	2	9	5
br/pa pa/3o r/3o nr/br lb/nr br/r							-5 +5 +1 T X !							-5 +5 +1 br/pa pa/3o r/3o nr/br lb/nr br/r									
0.30	3.91	0.27	0.77	0.70	4.33	4	2	1	216	24	11	7	5	1	0.28	3.90	0.40	0.82	0.56	2.75			

ATL Hitting — gm 6

#	st	ACR	ACW	R	PA	O	BR	player
a	10	-0.459	-2.549	0.227	5	3	2	Lonnie Smith R
b	5	+2.310	+7.733	3.201	5	2	4	Terry Pendleton S
c	8	-1.413	-4.977	-0.956	5	4		Ron Gant R
d	9	-0.758	-2.457	-0.391	5	4	1	David Justice L
e	3	-0.136	+0.574	0.662	5	3	2	Sid Bream L
f	7	-0.985	-2.117	-0.254	5	5		Brian Hunter R
g	2	-0.695	-0.868	-0.137	5	5		Greg Olson R
h	4	+0.196	-0.821	0.734	4	2	2	Mark Lemke S
i	6	+0.324	+0.541	0.335	2	2	1	Rafael Belliard R
k	i	+0.000						Tommy Gregg L
l	i	-0.235	+4.265	0.104	2	2	1	Jeff Blauser R
o	e	+0.000		-0.526	1			Keith Mitchell R

MIN Hitting — gm 6

#	st	ACR	ACW	R	PA	O	BR	player
A	7	-0.303	-2.362	0.449	5	4	1	Dan Gladden R
B	4	-0.421	-0.800	0.276	5	4	1	Chuck Knoblauch R
C	8	+2.066	+6.748	3.232	5	2	3	Kirby Puckett R
D	10	-1.223	-2.241	-0.783	4	4		Chili Davis S
E	9	+0.975	-0.844	1.447	4	2	2	Shane Mack R
F	5	+0.069	+0.559	0.300	3	2	2	Scott Leius R
G	3	-0.480	-2.517	-0.017	4	3	1	Kent Hrbek L
H	2	-2.375	-0.895	-0.774	2	2		Junior Ortiz R
I	6	-0.666	-0.319	-0.129	4	4	1	Greg Gagne R
M	H	-0.702	-0.731	0	2	2		Brian Harper R
N	F	-0.537	-4.317	0	1	1		Mike Pagliarulo L

ATL Pitching — gm 6

#	st	ACOR	ACW	R	PA	O	BR	player
j	1	-0.366	-0.472	3	25	18	8	Steve Avery L
m		-5.906	+2.250	0	7	6	2	Mike Stanton L
n		-3.999	+3.181	0	6	6		Alejandro Pena R
p		+26.298	-17.139	1	1	1		Charlie Leibrandt L

MIN Pitching — gm 6

#	st	ACOR	ACW	R	PA	O	BR	player
J	1	-1.238	-0.061	2.526	26	18	8	Scott Erickson R
K		+9.244	-4.442	0.967	3	1	2	Mark Guthrie L
L		-8.338	+3.459	-0.493	8	8	1	Carl Willis R
O		-6.890	+3.227	0	6	6	2	Rick Aguilera R

ATL pa o br R ro xo nr lb							Game 7 pa o br r ro xo nr lb							MIN pa o br R ro xo nr lb									
38	30	9	0	29	1	8	8	79	58	25	1	54	4	21	20	41	28	16	1	25	3	13	12
br/pa pa/3o r/3o nr/br lb/nr br/r							-5 +5 +1 T X !							-5 +5 +1 br/pa pa/3o r/3o nr/br lb/nr br/r									
0.24	3.80	0.00	0.89	1.00	#	5	2	1	203	35	17	2	1	0	0.39	4.39	0.11	0.81	0.92	16.00			

ATL Hitting — gm 7

#	st	ACR	ACW	R	PA	O	BR	player
a	10	+0.634	+3.869	1.403	5	4	3	Lonnie Smith R
b	5	-0.263	+3.260	0.205	5	4	1	Terry Pendleton S
c	8	-1.870	-6.613	-1.339	4	3		Ron Gant R
d	9	+0.096	+0.749	0.816	4	2	2	David Justice L
e	3	-2.381	-13.606	-1.567	4	4		Sid Bream L
f	7	-0.552	-1.979	0.077	4	3	1	Brian Hunter R
g	2	-1.166	-3.549	-0.500	4	4		Greg Olson R
h	4	-0.151	+0.918	0.526	4	3	1	Mark Lemke S
i	6	+0.118	-0.213	0.379	3	2	1	Rafael Belliard R
m	i	-1.087	-4.844	0	1	1		Jeff Blauser R

MIN Hitting — gm 7

#	st	ACR	ACW	R	PA	O	BR	player
A	7	+0.250	+1.481	0.882	5	2	3	Dan Gladden R
B	4	-0.025	+0.173	0.407	5	5	1	Chuck Knoblauch R
C	8	+0.285	+0.398	0.780	5	3	3	Kirby Puckett R
D	3	-1.597	-4.316	-1.159	5	3	2	Kent Hrbek L
E	10	-0.997	-1.928	-0.310	4	3	1	Chili Davis S
F	2	-0.224	-0.594	0.297	4	3	2	Brian Harper R
G	9	-0.658	-2.328	-0.142	4	3	1	Shane Mack R
H	5	-0.831	-1.398	-0.340	4	3	1	Mike Pagliarulo L
I	6	-0.912	-1.929	0	2	2		Greg Gagne R
K	I	+1.694	+6.114	0.526	1	1		Randy Bush L
L	I	+0.000						Al Newman S
M	E	+0.000						Jarvis Brown R
N	I	-1.445	-12.478	-0.303	1	1		Paul Sorrento L
O	I	+0.000						Scott Leius R
P	E	+1.064	+8.615	0.362	1	1		Gene Larkin S

ATL Pitching — gm 7

#	st	ACOR	ACW	R	PA	O	BR	player
j	1	-4.081	+0.950	1.001	29	22	8	John Smoltz R
k		-7.981	+2.539	-0.523	4	2	3	Mike Stanton L
l		-0.100	+0.026	0.521	8	4	5	Alejandro Pena R

MIN Pitching — gm 7

#	st	ACOR	ACW	R	PA	O	BR	player
J	1	-5.440	+1.688	0	38	30	9	Jack Morris R

ATL vs MIN 1991 WS

ATL Hitting — RS

ACR	ACW	PA	BR	/pa	w	l	player
+0.306	+0.720	469>	181	0.39	13	10	David Justice L
+0.222	+0.539	644	235	0.36	14	4	Terry Pendleton S
+0.173	-0.955	16	5	0.31			Jerry Willard L
+0.169	+0.029	415	149	0.36	10	4	Jeff Blauser R
+0.166	+0.486	416	165	0.40	7	4	Lonnie Smith R
+0.136	+0.223	642	222	0.35	12	5	Ron Gant R
+0.121	+0.326	74	31	0.42	1		Keith Mitchell R
+0.085	+0.365	336	126	0.38	2	5	Jeff Treadway L
+0.070	-0.199	291	89	0.31	5	3	Brian Hunter R
+0.009	+0.298	102	28	0.27	3	3	Francisco Cabrera R
+0.009	+0.239	464	154	0.33	6	4	Greg Olson R
-0.022	-0.278	298	92	0.31	7	7	Sid Bream L
-0.050	-0.114	95	27	0.28	1		Tom Glavine L
-0.146	-0.516	385	119	0.31	3	4	Rafael Belliard R
-0.182	+0.279	308	95	0.31	1	1	Mark Lemke S
-0.310	-0.692	120	34	0.28	1	4	Tommy Gregg L
-0.423	-0.209	88	23	0.26	2	1	Steve Avery L
-0.588	-0.923	78	12	0.15		1	John Smoltz R
-1.343	-0.217	3	0	0.00			Jim Clancy R

MIN Hitting — RS

ACR	ACW	PA	BR	/pa	w	l	player
+0.213	+0.553	534	199	0.37	14	1	Kent Hrbek L
+0.188	+0.424	634>	249	0.39	12	9	Chili Davis S
+0.169	-0.009	489	178	0.36	14	3	Shane Mack R
+0.087	+0.335	469	162	0.35	11	8	Brian Harper R
+0.081	+0.623	193	76	0.39	3	4	Randy Bush L
+0.063	+0.034	51	15	0.29			Paul Sorrento L
+0.057	+0.055	636	230	0.36	8	5	Chuck Knoblauch R
+0.037	+0.342	661	240	0.36	7	10	Kirby Puckett R
+0.002	+0.384	235	90	0.38	3	1	Scott Leius R
-0.060	+0.031	291	107	0.37	1	3	Gene Larkin S
-0.110	+0.110	393	129	0.33	2	8	Mike Pagliarulo L
-0.144	-0.009	511	159	0.31	7	6	Dan Gladden R
-0.163	-0.249	447	144	0.32	9	5	Greg Gagne R
-0.191	-0.102	40	12	0.30			Jarvis Brown R
-0.334	-0.283	278	76	0.27		2	Al Newman S
-0.356	-0.113	151	46	0.30			Junior Ortiz R

ATL RS hitting vs L R

player	LACR	Lpa	RACR	Rpa
Jim Clancy R	+0.000		-1.343	3
Tom Glavine L	+0.346	23	-0.178	72
Jeff Blauser R	+0.419	155	+0.014	260
Greg Olson R	+0.293	112	-0.088	352
Ron Gant R	+0.386	193	+0.008	449
Mark Lemke S	-0.107	131	-0.263	177
Lonnie Smith R	+0.210	138	+0.112	278
John Smoltz R	-0.569	14	-0.632	64
Keith Mitchell R	+0.052	33	+0.058	41
David Justice L	+0.264	171	+0.326	298
Rafael Belliard R	-0.199	105	-0.118	280
Terry Pendleton S	+0.149	196	+0.233	448
Jerry Willard L	+0.000		+0.173	16
Steve Avery L	-0.587	23	-0.398	65
Brian Hunter R	-0.032	128	+0.159	163
Jeff Treadway L	-0.276	20	+0.094	316
Sid Bream L	-0.501	43	+0.075	255
Francisco Cabrera R	-0.309	57	+0.443	45
Tommy Gregg L	-1.073	5	-0.264	115

MIN RS hitting vs L R

player	LACR	Lpa	RACR	Rpa
Paul Sorrento L	+0.976	5	-0.037	46
Shane Mack R	+0.423	153	+0.027	336
Scott Leius R	+0.112	161	-0.257	74
Kirby Puckett R	+0.279	165	-0.056	496
Dan Gladden R	+0.070	139	-0.218	372
Greg Gagne R	-0.048	133	-0.196	314
Al Newman S	-0.242	70	-0.342	208
Brian Harper R	+0.141	122	+0.061	347
Kent Hrbek L	+0.155	146	+0.206	388
Chuck Knoblauch R	-0.049	163	+0.046	473
Chili Davis S	+0.132	201	+0.247	433
Junior Ortiz R	-0.461	47	-0.307	104
Gene Larkin S	-0.202	104	+0.011	187
Mike Pagliarulo L	-0.443	19	-0.108	374
Jarvis Brown R	-1.156	9	+0.030	31
Randy Bush L	-1.504	2	+0.079	191

ATL 1991 ERD probabilities

player	%	-.5	-.2	0	+0	+2	+5	+1	si
Jeff Treadway L	5	35	61	39	33	12	5	21	
Terry Pendleton S	7	36	60	39	31	16	7	31	
Lonnie Smith R	5	40	56	43	33	11	5	22	
Jeff Blauser R	5	37	60	39	29	12	7	25	
Greg Olson R	6	38	65	35	28	12	6	24	
Mark Lemke S	7	38	65	35	27	12	4	21	
David Justice L	5	42	57	41	30	15	8	32	
Sid Bream L	9	41	67	32	26	11	7	26	
Ron Gant R	5	43	59	39	28	13	7	28	
Brian Hunter R	8	43	68	32	26	15	9	33	
Rafael Belliard R	5	43	67	33	24	7	3	13	

MIN 1991 ERD probabilities

player	%	-.5	-.2	0	+0	+2	+5	+1	si
Chuck Knoblauch R	4	34	58	41	31	12	3	19	
Randy Bush L	8	40	58	41	32	15	6	27	
Chili Davis S	7	40	58	41	30	14	8	30	
Kirby Puckett R	9	39	60	39	28	14	7	28	
Shane Mack R	10	42	59	39	31	14	6	26	
Scott Leius R	9	42	58	41	30	11	4	19	
Brian Harper R	10	42	63	37	30	16	7	30	
Gene Larkin S	8	42	61	39	30	10	3	16	
Mike Pagliarulo L	10	43	64	35	28	12	6	25	
Kent Hrbek L	7	46	61	39	30	13	8	28	
Greg Gagne R	12	46	64	33	27	11	5	21	
Al Newman S	7	45	67	31	23	9	2	14	
Dan Gladden R	9	49	63	35	27	9	4	18	
Junior Ortiz R	11	49	68	31	25	8	1	10	

ATL vs MIN 1991 WS

ATL 1991 Baserunning

player	BCR	PA
John Smoltz R	+0.704	28
Jeff Treadway L	+0.200	241
Lonnie Smith R	+0.152	322
Ron Gant R	+0.122	380
Tommy Gregg L	+0.080	65
David Justice L	+0.056	342
Terry Pendleton S	+0.044	473
Brian Hunter R	+0.027	154
Greg Olson R	+0.006	336
Jeff Blauser R	-0.044	261
Mark Lemke S	-0.045	238
Sid Bream L	-0.069	193
Rafael Belliard R	-0.134	281
Keith Mitchell R	-0.335	78
Francisco Cabrera R	-0.564	43
Steve Avery L	-0.721	45
Charlie Leibrandt L	-0.821	12
Tom Glavine L	-0.829	53
Jerry Willard L	-1.017	1
Kent Mercker L	-1.313	1
Mike Stanton L	-1.372	7
Randy St. Claire R	-1.714	1

ATL 1991 Catching

player	FCOR	PA
Greg Olson R	-0.064	4684
Francisco Cabrera R	+0.080	487
Jerry Willard L	+5.518	21

ATL 1991 Infielding

player	FCOR	PA
Mark Lemke S	-0.370	3143
Brian Hunter R	-0.325	2654
Rafael Belliard R	-0.008	4530
Terry Pendleton S	+0.045	5850
Francisco Cabrera R	+0.233	261
Sid Bream L	+0.251	2972
Jeff Blauser R	+0.319	3334
Jeff Treadway L	+0.617	2729
Tommy Gregg L	+0.732	385

ATL 1991 Outfielding

player	FCOR	PA
Keith Mitchell R	-0.390	712
Lonnie Smith R	-0.116	3282
Ron Gant R	-0.045	5883
David Justice L	+0.071	4490
Tommy Gregg L	+0.339	323
Brian Hunter R	+0.862	225

MIN 1991 Baserunning

player	BCR	PA
Scott Leius R	+0.218	187
Kirby Puckett R	+0.122	482
Jarvis Brown R	+0.087	67
Kent Hrbek L	+0.083	342
Dan Gladden R	+0.082	339
Shane Mack R	+0.067	362
Gene Larkin S	+0.030	187
Brian Harper R	+0.006	325
Chuck Knoblauch R	-0.039	495
Chili Davis S	-0.102	389
Greg Gagne R	-0.131	268
Al Newman S	-0.153	167
Mike Pagliarulo L	-0.157	245
Randy Bush L	-0.298	123
Paul Sorrento L	-0.313	21
Junior Ortiz R	-0.314	99
Mark Guthrie L	-5.384	1

MIN 1991 Catching

player	FCOR	PA
Brian Harper R	+0.148	4533
Junior Ortiz R	+0.390	1669

MIN 1991 Infielding

player	FCOR	PA
Randy Bush L	-1.002	190
Mike Pagliarulo L	-0.003	4058
Chuck Knoblauch R	+0.032	5698
Greg Gagne R	+0.181	4948
Gene Larkin S	+0.188	1010
Kent Hrbek L	+0.202	5026
Scott Leius R	+0.493	2434
Al Newman S	+0.706	2609
Paul Sorrento L	+1.324	325
Brian Harper R	+17.622	6

MIN 1991 Outfielding

player	FCOR	PA
Brian Harper R	-6.386	3
Scott Leius R	-4.002	7
Al Newman S	-3.245	20
Gene Larkin S	-0.258	1302
Shane Mack R	+0.087	4873
Kirby Puckett R	+0.167	5964
Dan Gladden R	+0.334	4664
Jarvis Brown R	+0.380	460
Randy Bush L	+1.130	990
Chili Davis S	+5.730	49

ATL vs MIN 1991 WS

ATL Pitching — RS

ACOR	ACW	PA	O	pa/3	w	l	cg	player
-4.427	+1.084	70	58	3.62				Alejandro Pena R
-1.408	+0.292	314	234	4.03	3	4		Mike Stanton L
-1.369	+0.241	989>	740	4.01	21	12	9	Tom Glavine L
-0.726	-0.289	306	220	4.17	6	4		Kent Mercker L
-0.543	+0.140	868	631	4.13	21	9	3	Steve Avery L
-0.516	-0.051	947	689	4.12	16	15	5	John Smoltz R
-0.316	+0.030	949	689	4.13	17	15	1	Charlie Leibrandt L
-0.113	+0.216	123	86	4.29				Randy St. Claire R
+0.021	+0.024	89	59	4.53				Mark Wohlers R
+1.615	-0.958	153	104	4.41	1	1		Jim Clancy R

ATL 1991 ERD probabilities

player	%	-.5	-.2	0	+0	+2	+5	+1	si
Mike Stanton L	8	41	67	33	23	9	4	18	
Kent Mercker L	5	41	65	35	25	8	3	14	
Steve Avery L	6	40	67	33	25	10	4	18	
Tom Glavine L	6	41	69	31	24	9	4	17	
John Smoltz R	5	43	67	33	26	10	5	19	
Charlie Leibrandt L	4	41	66	34	25	9	4	18	
Jim Clancy R	5	37	62	38	29	15	7	29	

ATL Hitting — PS

ACR	ACW	PA	BR	/pa	w	l	player
+0.250	+0.964	50>	19	0.38	2	1	Mark Lemke S
+0.084	-0.791	60	22	0.37	1	0	David Justice L
+0.052	+0.341	60	22	0.37	1	0	Greg Olson R
-0.012	-0.841	40	10	0.25	1	0	Brian Hunter R
-0.016	+0.567	60	21	0.35	2	0	Lonnie Smith R
-0.076	-1.923	10	3	0.30			Jeff Treadway L
-0.085	-1.589	63	19	0.30	0	3	Ron Gant R
-0.132	+0.402	64	20	0.31			Terry Pendleton S
-0.272	-0.457	44	13	0.30			Rafael Belliard R
-0.364	-1.637	3	0	0.00			Jerry Willard L
-0.370	-2.419	37	9	0.24	0	2	Sid Bream L
-0.537	-4.578	1	0	0.00			Francisco Cabrera R
-0.633	-1.652	9	2	0.22			Jeff Blauser R
-0.727	-2.783	7	1	0.14			Tommy Gregg L
-0.833	-0.738	9	2	0.22			John Smoltz R
-1.210	-2.631	6	0	0.00			Keith Mitchell R
-1.229	-2.991	10	1	0.10			Steve Avery L
-1.258	+0.067	1	0	0.00			Jim Clancy R
-1.597	-4.003	6	1	0.17	0	1	Tom Glavine L

ATL Pitching — PS

ACOR	ACW	PA	O	pa/3	w	l	cg	player
-5.811	+2.096	7	5	4.20				Kent Mercker L
-4.193	+2.050	44	33	4.00				Mike Stanton L
-3.338	+1.066	39	29	4.03				Alejandro Pena R
-3.151	+1.019	109	88	3.72	3	1	0	Steve Avery L
-2.928	+0.338	120>	89	4.04	3	1	1	John Smoltz R
-2.056	+1.437	21	14	4.50				Jim Clancy R
-0.933	+0.280	113	82	4.13	1	3	1	Tom Glavine L
+1.182	-0.181	49	32	4.59	0	2	0	Charlie Leibrandt L
+1.833	-2.932	16	10	4.80				Mark Wohlers R
+4.820	+0.175	4	3	4.00				Randy St. Claire R

MIN Pitching — RS

ACOR	ACW	PA	O	pa/3	w	l	cg	player
-2.083	+0.182	355	267	3.99	5			Carl Willis R
-1.989	-0.669	275	207	3.99	2	3		Rick Aguilera R
-1.718	-0.005	974>	732	3.99	18	11	4	Kevin Tapani R
-1.272	+0.160	851	612	4.17	20	9	5	Scott Erickson R
-0.882	+0.082	1032	740	4.18	19	13	10	Jack Morris R
-0.295	+0.096	332	232	4.29	3	1		Steve Bedrosian R
-0.134	-0.136	292	202	4.34	1	2		Terry Leach R
-0.036	-0.154	432	294	4.41	4	3		Mark Guthrie L
+0.021	-0.339	305	214	4.28	6	5		David West L

MIN 1991 ERD probabilities

player	%	-.5	-.2	0	+0	+2	+5	+1	si
Mark Guthrie L	10	44	61	39	30	11	6	22	
Carl Willis R	8	45	71	29	23	9	5	18	
Rick Aguilera R	7	40	68	32	19	9	4	17	
Scott Erickson R	7	45	67	33	26	10	4	18	
Jack Morris R	7	42	65	35	25	9	4	17	
Terry Leach R	10	40	63	37	31	13	5	23	
Steve Bedrosian R	9	43	64	36	27	13	7	26	
Kevin Tapani R	6	43	70	30	23	10	5	19	
David West L	6	41	65	35	28	13	7	26	

MIN Hitting — PS

ACR	ACW	PA	BR	/pa	w	l	player
+1.679	-2.330	2	1	0.50			Al Newman S
+0.452	+2.552	28	10	0.36	1	0	Mike Pagliarulo L
+0.351	+1.469	55>	22	0.40	1	0	Chuck Knoblauch R
+0.275	+1.066	54	23	0.43	2	0	Kirby Puckett R
+0.184	+0.253	41	18	0.44			Brian Harper R
+0.177	-0.015	42	16	0.38	2	0	Chili Davis S
+0.062	-0.040	57	21	0.37	2	0	Dan Gladden R
-0.079	+0.361	7	2	0.29			Gene Larkin S
-0.202	-0.286	20	7	0.35			Scott Leius R
-0.379	-1.588	4	1	0.25			Randy Bush L
-0.427	-0.546	43	11	0.26	0	1	Greg Gagne R
-0.504	-1.230	51	12	0.24	0	1	Kent Hrbek L
-0.574	-1.852	44	11	0.25	0	2	Shane Mack R
-0.702	-0.359	2	0	0.00			Jarvis Brown R
-0.710	-1.315	1	0	0.00			Scott Erickson R
-0.931	-7.024	4	1	0.25			Paul Sorrento L
-1.203	-3.296	8	1	0.12			Junior Ortiz R
-1.223	-3.195	2	0	0.00			Jack Morris R
-1.596	-3.169	1	0	0.00			Kevin Tapani R
-3.261	-25.021	1	0	0.00			Rick Aguilera R

MIN Pitching — PS

ACOR	ACW	PA	O	pa/3	w	l	cg	player
-3.431	+0.225	26	20	3.90				Mark Guthrie L
-3.232	+0.052	9	7	3.86				Terry Leach R
-3.059	+0.970	31	25	3.72				Rick Aguilera R
-2.957	+1.835	44	37	3.57	2	1	0	Carl Willis R
-2.483	+0.683	149>	109	4.10	3	0	1	Jack Morris R
+0.252	-0.355	68	44	4.64	0	1	0	Scott Erickson R
+0.905	-0.350	98	67	4.39	1	2	0	Kevin Tapani R
+1.735	+1.260	28	17	4.94	2	0	0	David West L
+6.567	-0.764	22	14	4.71				Steve Bedrosian R

ATL vs MIN 1991 WS

ATL Hitting — LCS

ACR	ACW	PA	BR	/pa	w	l	player
+0.430	+1.207	28^	12	0.43	1		Greg Olson R
+0.399	+0.234	18	6	0.33	1		Brian Hunter R
+0.373	-2.027	10	3	0.30			Sid Bream L
-0.018	+0.315	24	7	0.29	1	1	Mark Lemke S
-0.058	-0.175	31	10	0.32		1	Ron Gant R
-0.093	-0.830	28	9	0.32			David Justice L
-0.186	+0.269	29	10	0.34	1		Lonnie Smith R
-0.314	-1.827	4	1	0.25			Jeff Treadway L
-0.494	-1.755	31	7	0.23			Terry Pendleton S
-0.561	-1.369	24	6	0.25			Rafael Belliard R
-0.721	+0.060	7	2	0.29			John Smoltz R
-0.724	-2.133	4	1	0.25			Tommy Gregg L
-0.765	-1.206	4	0	0.00			Keith Mitchell R
-1.070	-3.628	2	0	0.00			Jeff Blauser R
-1.132	-6.647	2	0	0.00			Jerry Willard L
-1.155	-3.375	7	1	0.14			Steve Avery L
-1.753	-5.497	4	1	0.25		1	Tom Glavine L

MIN Hitting — LCS

ACR	ACW	PA	BR	/pa	w	l	player
+0.668	+2.630	23^	12	0.52	1		Kirby Puckett R
+0.556	+2.585	16	6	0.38	1		Mike Pagliarulo L
+0.439	+1.997	23	10	0.43			Chuck Knoblauch R
+0.351	-0.014	18	7	0.39			Brian Harper R
+0.344	-0.028	22	10	0.45	1		Chili Davis S
+0.242	+0.067	24	9	0.38	1		Dan Gladden R
-0.122	-0.876	21	8	0.38			Shane Mack R
-0.491	-0.479	22	5	0.23		1	Kent Hrbek L
-0.671	-0.240	19	6	0.32			Greg Gagne R
-0.918	-2.407	3	0	0.00			Gene Larkin S
-1.002	-3.838	1	0	0.00			Paul Sorrento L
-1.167	-3.229	5	1	0.20			Scott Leius R
-2.111	-7.747	3	0	0.00			Junior Ortiz R

ATL Pitching — LCS

ACOR	ACW	PA	O	pa/3	w	l	cg	player
-17.669	+11.608	1	1	3.00				Jim Clancy R
-8.572	+1.652	15	13	3.46				Alejandro Pena R
-5.055	+1.927	58^	49	3.55	2			Steve Avery L
-2.758	+0.195	64	46	4.17	2		1	John Smoltz R
-1.295	+0.373	30	20	4.50		1		Charlie Leibrandt L
-1.236	+0.222	59	42	4.21		2		Tom Glavine L
-0.787	+1.515	17	11	4.64				Mike Stanton L
-0.337	-0.574	4	2	6.00				Kent Mercker L
+3.284	-3.000	7	5	4.20				Mark Wohlers R

MIN Pitching — LCS

ACOR	ACW	PA	O	pa/3	w	l	cg	player
-8.165	+2.943	17^	16	3.19	1			Carl Willis R
-7.095	+0.548	8	8	3.00				Mark Guthrie L
-5.537	+1.851	22	17	3.88	2			David West L
-5.117	+1.755	11	10	3.30				Rick Aguilera R
-0.396	-0.004	57	40	4.28	1			Jack Morris R
+0.470	-0.770	20	12	5.00				Scott Erickson R
+2.091	-1.170	48	31	4.65		1		Kevin Tapani R
+9.345	-0.810	9	4	6.75				Steve Bedrosian R

ATL Hitting — WS

ACR	ACW	PA	BR	/pa	w	l	player
+1.172	+8.385	1	0	0.00			Jerry Willard L
+0.498	+1.563	26>	12	0.46	1		Mark Lemke S
+0.238	-0.757	32	13	0.41	1		David Justice L
+0.207	+2.429	33	13	0.39			Terry Pendleton S
+0.143	+0.845	31	11	0.35	1		Lonnie Smith R
+0.083	-1.987	6	2	0.33			Jeff Treadway L
+0.075	+0.638	20	7	0.35			Rafael Belliard R
-0.111	-2.959	32	9	0.28		2	Ron Gant R
-0.279	-0.417	32	10	0.31			Greg Olson R
-0.349	-1.720	22	4	0.18			Brian Hunter R
-0.508	-1.088	7	2	0.29			Jeff Blauser R
-0.537	-4.578	1	0	0.00			Francisco Cabrera R
-0.646	-2.565	27	6	0.22		2	Sid Bream L
-0.730	-3.649	3	0	0.00			Tommy Gregg L
-1.223	-3.533	2	0	0.00			John Smoltz R
-1.258	+0.067	1	0	0.00			Jim Clancy R
-1.283	-1.015	2	0	0.00			Tom Glavine L
-1.401	-2.096	3	0	0.00			Steve Avery L
-2.100	-5.482	2	0	0.00			Keith Mitchell R

MIN Hitting — WS

ACR	ACW	PA	BR	/pa	w	l	player
+1.679	-2.330	2	1	0.50			Al Newman S
+0.550	+2.436	4	2	0.50			Gene Larkin S
+0.313	+2.507	12	4	0.33			Mike Pagliarulo L
+0.289	+1.090	32*	12	0.38	1		Chuck Knoblauch R
+0.119	+0.695	15	6	0.40			Scott Leius R
+0.054	+0.462	23	11	0.48			Brian Harper R
-0.006	-0.002	20	6	0.30	1		Chili Davis S
-0.017	-0.094	31	11	0.35	1		Kirby Puckett R
-0.068	-0.119	33	12	0.36	1		Dan Gladden R
-0.233	-0.789	24	5	0.21		1	Greg Gagne R
-0.379	-1.588	4	1	0.25			Randy Bush L
-0.513	-1.800	29	7	0.24			Kent Hrbek L
-0.658	-0.625	5	1	0.20			Junior Ortiz R
-0.702	-0.359	2	0	0.00			Jarvis Brown R
-0.710	-1.315	1	0	0.00			Scott Erickson R
-0.907	-8.085	3	1	0.33			Paul Sorrento L
-0.986	-2.744	23	3	0.13		2	Shane Mack R
-1.223	-3.195	2	0	0.00			Jack Morris R
-1.596	-3.169	1	0	0.00			Kevin Tapani R
-3.261	-25.021	1	0	0.00			Rick Aguilera R

ATL vs MIN 1991 WS

ATL Pitching — WS

ACOR	ACW	PA	O	pa/3	w	l	cg	player
-13.110	+5.655	3	3	3.00				Kent Mercker L
-6.338	+2.386	27	22	3.68				Mike Stanton L
-3.122	+0.501	56>	43	3.91	1	1		John Smoltz R
-1.275	+0.929	20	13	4.62				Jim Clancy R
-0.987	-0.014	51	39	3.92	1	1		Steve Avery L
-0.603	+0.343	54	40	4.05	1	1	1	Tom Glavine L
-0.066	+0.700	24	16	4.50				Alejandro Pena R
+0.704	-2.879	9	5	5.40				Mark Wohlers R
+4.820	+0.175	4	3	4.00				Randy St. Claire R
+5.094	-1.054	19	12	4.75		1		Charlie Leibrandt L

ATL Hitting — Career

ACR	rank / 2348	player
+0.202	141	David Justice L
+0.133	392	Lonnie Smith R
+0.096	592	Ron Gant R
+0.075	735	Jeff Blausner R
+0.058	869	Sid Bream L
+0.024	1179	Terry Pendleton S
-0.032	1646	Jeff Treadway L
-0.099	2055	Mark Lemke S
-0.269	2346	Rafael Belliard R

ATL Hitting for wins — Career

ACW	rank / 2342	player
+0.410	216	David Justice L
+0.290	503	Lonnie Smith R
+0.167	989	Jeff Blausner R
+0.133	1152	Ron Gant R
+0.129	1165	Sid Bream L
+0.038	1606	Jeff Treadway L
+0.033	1623	Terry Pendleton S
+0.015	1706	Mark Lemke S
-0.482	2340	Rafael Belliard R

ATL Pitching — Career

ACOR	rank / 2194	player
-0.892	149	John Smoltz R
-0.646	279	Tom Glavine L
-0.575	337	Alejandro Pena R
-0.513	396	Mike Stanton L
-0.307	667	Charlie Leibrandt L
-0.152	930	Mark Wohlers R
+0.006	1182	Steve Avery L
+0.092	1331	Jim Clancy R
+0.123	1388	Kent Mercker L

MIN Pitching — WS

ACOR	ACW	PA	O	pa/3	w	l	cg	player
-3.777	+1.109	92*	69	4.00	2		1	Jack Morris R
-3.232	+0.052	9	7	3.86				Terry Leach R
-1.927	+0.538	20	15	4.00				Rick Aguilera R
-1.803	+0.082	18	12	4.50				Mark Guthrie L
-0.233	+0.437	50	36	4.17	1	1		Kevin Tapani R
+0.161	-0.182	48	32	4.50		1		Scott Erickson R
+0.322	+1.138	27	21	3.86	1	1		Carl Willis R
+4.644	-0.732	13	10	3.90				Steve Bedrosian R
+28.402	-0.909	6	0	#				David West L

MIN Hitting — Career

ACR	rank / 2348	player
+0.160	262	Kent Hrbek L
+0.149	308	Kirby Puckett R
+0.118	472	Chili Davis S
+0.108	525	Shane Mack R
+0.081	685	Chuck Knoblauch R
+0.046	969	Paul Sorrento L
+0.018	1234	Randy Bush L
-0.009	1468	Dan Gladden R
-0.032	1647	Mike Pagliarulo L
-0.033	1664	Brian Harper R
-0.041	1709	Gene Larkin S
-0.108	2110	Greg Gagne R
-0.145	2231	Junior Ortiz R
-0.185	2293	Al Newman S

MIN Hitting for wins — Career

ACW	rank / 2342	player
+0.452	151	Kent Hrbek L
+0.407	222	Kirby Puckett R
+0.281	528	Chuck Knoblauch R
+0.256	612	Chili Davis S
+0.218	772	Randy Bush L
+0.193	875	Gene Larkin S
+0.185	903	Brian Harper R
+0.168	985	Shane Mack R
+0.082	1397	Paul Sorrento L
+0.070	1464	Mike Pagliarulo L
+0.042	1587	Dan Gladden R
-0.140	2169	Greg Gagne R
-0.184	2225	Junior Ortiz R
-0.242	2280	Al Newman S

MIN Pitching — Career

ACOR	rank / 2194	player
-0.669	270	Terry Leach R
-0.465	436	Steve Bedrosian R
-0.458	445	Jack Morris R
-0.390	540	Rick Aguilera R
-0.183	865	Mark Guthrie L
-0.156	916	Kevin Tapani R
+0.140	1417	Scott Erickson R
+0.816	2070	David West L

ATL vs MIN 1991 WS

ATL Pitching for wins — Career

ACW	rank / 2189	player
+0.088	128	Alejandro Pena R
+0.035	291	Tom Glavine L
+0.034	300	John Smoltz R
-0.026	591	Mark Wohlers R
-0.030	623	Charlie Leibrandt L
-0.032	636	Steve Avery L
-0.099	1082	Mike Stanton L
-0.112	1179	Jim Clancy R
-0.204	1746	Kent Mercker L

ATL Baserunning — Career

BCR	rank / 1572	player
+0.174	8	Lonnie Smith R
+0.121	52	Ron Gant R
+0.093	127	Jeff Blauser R
+0.050	366	Terry Pendleton S
+0.025	550	David Justice L
-0.045	1130	Sid Bream L
-0.113	1470	Mark Lemke S

ATL Catching — Career

FCOR	rank / 407	player
+0.014	239	Greg Olson R

ATL Infielding — Career

FCOR	rank / 1407	player
-0.099	409	Mark Lemke S
-0.035	613	Sid Bream L
-0.001	746	Rafael Belliard R
+0.004	772	Brian Hunter R
+0.004	773	Terry Pendleton S
+0.023	834	Jeff Blauser R
+0.226	1293	Jeff Treadway L

ATL Outfielding — Career

FCOR	rank / 1075	player
-0.167	193	David Justice L
-0.082	326	Ron Gant R
+0.109	801	Lonnie Smith R

MIN Pitching for wins — Career

ACW	rank / 2189	player
-0.009	496	Terry Leach R
-0.040	688	Jack Morris R
-0.116	1211	Kevin Tapani R
-0.180	1621	Mark Guthrie L
-0.196	1708	Steve Bedrosian R
-0.208	1760	Scott Erickson R
-0.289	2037	David West L
-0.357	2135	Rick Aguilera R

MIN Baserunning — Career

BCR	rank / 1572	player
+0.086	163	Dan Gladden R
+0.053	339	Chuck Knoblauch R
+0.042	415	Greg Gagne R
-0.019	960	Shane Mack R
-0.027	1011	Kirby Puckett R
-0.044	1123	Chili Davis S
-0.048	1155	Kent Hrbek L
-0.054	1198	Brian Harper R
-0.061	1240	Mike Pagliarulo L
-0.146	1533	Randy Bush L
-0.165	1548	Paul Sorrento L

MIN Catching — Career

FCOR	rank / 407	player
+0.141	345	Brian Harper R
+0.330	396	Junior Ortiz R

MIN Infielding — Career

FCOR	rank / 1407	player
-0.211	173	Chuck Knoblauch R
-0.177	230	Paul Sorrento L
-0.051	563	Scott Leius R
-0.031	621	Greg Gagne R
+0.066	986	Kent Hrbek L
+0.079	1022	Mike Pagliarulo L
+0.222	1289	Al Newman S

MIN Outfielding — Career

FCOR	rank / 1075	player
-0.103	287	Shane Mack R
-0.004	528	Chili Davis S
+0.032	647	Kirby Puckett R
+0.096	775	Randy Bush L
+0.175	905	Dan Gladden R

ATL vs MIN 1991 WS

ATL Hall of fame

x	rank / 17364	player
2668	148	David Justice L
2089	254	Lonnie Smith R
1632	439	Ron Gant R
1282	707	Jeff Blauser R
1173	854	John Smoltz R
1007	1192	Tom Glavine L
976	1292	Francisco Cabrera R
957	1372	Sid Bream L
942	1449	Terry Pendleton S
849	1987	Alejandro Pena R
840	2060	Mike Stanton L
797	2561	Greg Olson R
792	2629	Jerry Willard L
716	5017	Randy St. Claire R
714	5187	Mark Wohlers R
692	7173	Keith Mitchell R
689	7383	Charlie Leibrandt L
653	9837	Jeff Treadway L
599	12904	Brian Hunter R
581	13653	Steve Avery L
555	14468	Tommy Gregg L
550	14630	Jim Clancy R
514	15536	Mark Lemke S
461	16322	Kent Mercker L
80	17358	Rafael Belliard R

ATL MVP — Career

player	award	year
Steve Avery L	NLCS	1991
Sid Bream L	NLCS	1990
Francisco Cabrera R	NLCS	1992
Tom Glavine L	WS	1992
Tom Glavine L	WS	1995
Tom Glavine L	NLD1	2001
Tom Glavine L	LHP	1991
Mark Lemke S	NLCS	1996
John Smoltz R	NLD2	1996

MIN Hall of fame

x	rank / 17364	player
2281	204	Kirby Puckett R
2226	223	Chuck Knoblauch R
2090	253	Kent Hrbek L
1756	376	Chili Davis S
1079	1017	Shane Mack R
1008	1188	Jack Morris R
801	2505	Paul Sorrento L
784	2747	Randy Bush L
777	2893	Terry Leach R
768	3103	Dan Gladden R
754	3409	Gene Larkin S
744	3691	Brian Harper R
654	9786	Carl Willis R
654	9825	Scott Leius R
638	10782	Mike Pagliarulo L
629	11332	Mark Guthrie L
624	11620	Jarvis Brown R
596	13029	Steve Bedrosian R
567	14108	Kevin Tapani R
491	15907	Rick Aguilera R
461	16324	David West L
454	16407	Scott Erickson R
337	17107	Greg Gagne R
304	17212	Al Newman S
292	17233	Junior Ortiz R

MIN MVP — Career

player	award	year
Chuck Knoblauch R	WS	1999
Jack Morris R	WS	1984
Jack Morris R	WS	1991
Kevin Tapani R	NLD2	1998

1991 WS

ATL

Steve Avery:ATL 1990-1996 (RS, LDS, LCS, WS) <1, 11, 12>; BOS 1997-1998 (RS) <1, 11, 12>; CIN 1999 (RS) <1>;
DET 2003 (RS) <1, 11>

Rafael Belliard:PIT 1982-1990 (RS) <4, 5, 6, 11, 12>; ATL 1991-1998 (RS, LDS, LCS, WS) <4, 6, 11, 12>

Jeff Blauser:ATL 1987-1997 (RS, LDS, LCS, WS) <4, 5, 6, 8, 10, 11, 12>; CHN 1998-1999 (RS, LDS) <4, 5, 6, 7, 11, 12>

Sid Bream:LAN 1983-1985 (RS) <3, 11, 12>; PIT 1985-1990 (RS, LCS) <3, 7, 11, 12>; ATL 1991-1993 (RS, LCS, WS) <3, 11>;
HOU 1994 (RS) <3, 11>

Francisco Cabrera:TOR 1989 (RS) <10>; ATL 1989-1993 (RS, LCS, WS) <2, 3, 11>

Jim Clancy:TOR 1977-1988 (RS, LCS) <1>; HOU 1989-1991 (RS) <1>; ATL 1991 (RS, LCS, WS) <1>

Ron Gant:ATL 1987-1993 (RS, LCS, WS) <4, 5, 7, 8, 9, 11, 12>; CIN 1995 (RS, LDS, LCS) <7, 11>;
SLN 1996-1998 (RS, LDS, LCS) <7, 10, 11>; PHI 1999-2000 (RS) <7, 10, 11>; ANA 2000 (RS) <7, 10, 11>; COL 2001 (RS) <7, 11>;
OAK 2001, 2003 (RS, LDS) <7, 9, 10, 11, 12>; SDN 2002 (RS) <7, 8, 9, 10, 11>

Tom Glavine:ATL 1987-2002, 2008 (RS, LDS, LCS, WS) <1, 11, 12>; NYN 2003-2007 (RS, LDS, LCS) <1, 11>

Tommy Gregg:PIT 1987-1988 (RS) <7, 8, 9, 11, 12>; ATL 1988-1992, 1997 (RS, LCS, WS) <3, 7, 8, 9, 11, 12>; CIN 1993 (RS) <7, 9, 11>;
FLO 1995 (RS) <3, 7, 8, 9, 11>

Brian Hunter:ATL 1991-1993, 1999-2000 (RS, LDS, LCS, WS) <3, 7, 9, 11, 12>; PIT 1994 (RS) <3, 7, 11>;
CIN 1994-1995 (RS) <3, 7, 9, 11>; SEA 1996 (RS) <3, 7, 9, 10, 11>; SLN 1998 (RS) <3, 7, 9, 10, 11>; PHI 2000 (RS) <3, 7, 9, 11, 12>

David Justice:ATL 1989-1996 (RS, LDS, LCS, WS) <3, 7, 9, 11, 12>; CLE 1997-2000 (RS, LDS, LCS, WS) <7, 8, 9, 10, 11, 12>;
NYA 2000-2001 (RS, LDS, LCS, WS) <7, 8, 9, 10, 11>; OAK 2002 (RS, LDS) <7, 9, 10, 11>

Charlie Leibrandt:CIN 1979-1982 (RS, LCS) <1>; KCA 1984-1989 (RS, LCS, WS) <1>; ATL 1990-1992 (RS, LCS, WS) <1>;
TEX 1993 (RS) <1>

Mark Lemke:ATL 1988-1997 (RS, LDS, LCS, WS) <4, 5, 6, 11, 12>; BOS 1998 (RS) <4>

Kent Mercker:ATL 1989-1995, 2003 (RS, LDS, LCS, WS) <1>; CLE 1996 (RS) <1>; BAL 1996 (RS) <1>;
CIN 1997, 2003, 2005-2006, 2008 (RS) <1, 11, 12>; SLN 1998-1999 (RS) <1, 12>; BOS 1999 (RS, LDS, LCS) <1>; ANA 2000 (RS) <1>;
COL 2002 (RS) <1>; CHN 2004 (RS) <1>

Keith Mitchell:ATL 1991 (RS, LCS, WS) <7, 8, 9, 11, 12>; SEA 1994 (RS) <7, 8, 9, 10, 11, 12>; CIN 1996 (RS) <7, 8, 9, 11>;
BOS 1998 (RS) <7, 9, 10, 11, 12>

Greg Olson:MIN 1989 (RS) <2>; ATL 1990-1993 (RS, LCS, WS) <2, 5, 11>

Alejandro Pena:LAN 1981-1989 (RS, LCS, WS) <1>; NYN 1990-1991 (RS) <1>; ATL 1991-1992, 1995 (RS, LDS, LCS, WS) <1>;
PIT 1994 (RS) <1>; BOS 1995 (RS) <1>; FLO 1995-1996 (RS) <1>

Terry Pendleton:SLN 1984-1990 (RS, LCS, WS) <5, 9, 10, 11>; ATL 1991-1994, 1996 (RS, LDS, LCS, WS) <5, 10, 11>;
FLO 1995-1996 (RS) <5, 11, 12>; CIN 1997 (RS) <5, 11>; KCA 1998 (RS) <5, 10, 11>

Lonnie Smith:PHI 1978-1981 (RS, LDS, LCS, WS) <7, 8, 9, 10, 11, 12>; SLN 1982-1985 (RS, LCS, WS) <7, 8, 10, 11, 12>;
KCA 1985-1987 (RS, LCS, WS) <7, 10, 11, 12>; ATL 1988-1992 (RS, LCS, WS) <7, 10, 11, 12>; PIT 1993 (RS) <7, 8, 11, 12>;
BAL 1993-1994 (RS) <7, 9, 10, 11, 12>

John Smoltz:ATL 1988-1999, 2001-2008 (RS, LDS, LCS, WS) <1, 11, 12>; BOS 2009 (RS) <1>; SLN 2009 (RS, LDS) <1>

Mike Stanton:ATL 1989-1995 (RS, LCS, WS) <1>; BOS 1995-1996, 2005 (RS, LDS) <1>; TEX 1996 (RS, LDS) <1>;
NYA 1997-2002, 2005 (RS, LDS, LCS, WS) <1>; NYN 2003-2004 (RS) <1>; WAS 2005-2006 (RS) <1>; SFN 2006 (RS) <1>; CIN 2007 (RS) <1>

Randy St. Claire:MON 1984-1988 (RS) <1>; CIN 1988 (RS) <1>; MIN 1989 (RS) <1>; ATL 1991-1992 (RS, WS) <1>; TOR 1994 (RS) <1>

Jeff Treadway:CIN 1987-1988 (RS) <4, 5, 11>; ATL 1989-1992 (RS, LCS, WS) <4, 5, 11, 12>; CLE 1993 (RS) <4, 5, 10, 11, 12>;
LAN 1994-1995 (RS) <4, 5, 11, 12>; MON 1995 (RS) <4, 5, 11>

Jerry Willard:CLE 1984-1985 (RS) <2, 10, 11>; OAK 1986-1987 (RS) <2, 5, 10, 11>; CHA 1990 (RS) <2, 11>;
ATL 1991-1992 (RS, LCS, WS) <2, 11>; MON 1992 (RS) <3, 11>; SEA 1994 (RS) <2, 11>

Mark Wohlers:ATL 1991-1999 (RS, LDS, LCS, WS) <1>; CIN 2000-2001 (RS) <1>; NYA 2001 (RS, LCS) <1>; CLE 2002 (RS) <1>

MIN

Rick Aguilera:NYN 1985-1989 (RS, LCS, WS) <1, 11, 12>; MIN 1989-1999 (RS, LCS, WS) <1, 11>; BOS 1995 (RS, LDS) <1>;
CHN 1999-2000 (RS) <1>

Steve Bedrosian:ATL 1981-1985, 1993-1995 (RS, LCS) <1>; PHI 1986-1989 (RS) <1>; SFN 1989-1990 (RS, LCS, WS) <1, 12>;
MIN 1991 (RS, LCS, WS) <1>

Jarvis Brown:MIN 1991-1992 (RS, LCS, WS) <7, 8, 9, 11, 12>; SDN 1993 (RS) <7, 8, 11, 12>; ATL 1994 (RS) <7, 8, 9, 11, 12>;
BAL 1995 (RS) <8, 9, 11, 12>

Randy Bush:MIN 1982-1993 (RS, LCS, WS) <3, 7, 8, 9, 10, 11, 12>

Chili Davis:SFN 1981-1987 (RS, LCS) <7, 8, 9, 11, 12>; CAL 1988-1990, 1993-1996 (RS) <1, 7, 8, 9, 10, 11>;
MIN 1991-1992 (RS, LCS, WS) <3, 7, 9, 10, 11>; KCA 1997 (RS) <10, 11>; NYA 1998-1999 (RS, LDS, LCS, WS) <10, 11>

Scott Erickson:MIN 1990-1995 (RS, LCS, WS) <1>; BAL 1995-2000, 2002 (RS, LDS, LCS) <1, 12>; TEX 2004 (RS) <1>;
NYN 2004 (RS) <1>; LAN 2005 (RS) <1>; NYA 2006 (RS) <1>

Greg Gagne:MIN 1983-1992 (RS, LCS, WS) <4, 6, 8, 9, 10, 11, 12>; KCA 1993-1995 (RS) <6, 11, 12>; LAN 1996-1997 (RS, LDS) <6, 11>

Dan Gladden:SFN 1983-1986 (RS) <7, 8, 9, 11, 12>; MIN 1987-1991 (RS, LCS, WS) <1, 4, 5, 7, 8, 9, 10, 11, 12>;
DET 1992-1993 (RS) <7, 8, 10, 11>

Mark Guthrie:MIN 1989-1995 (RS, LCS, WS) <1, 12>; LAN 1995-1998 (RS, LDS) <1>; BOS 1999 (RS) <1>;
CHN 1999-2000, 2003 (RS, LDS, LCS) <1>; TBA 2000 (RS) <1>; TOR 2000 (RS) <1>; OAK 2001 (RS, LDS) <1>; NYN 2002 (RS) <1>

Brian Harper:CAL 1979, 1981 (RS) <7, 9, 10, 11>; PIT 1982-1984 (RS) <2, 3, 7, 9, 11, 12>; SLN 1985 (RS, LCS, WS) <2, 3, 5, 7, 9, 11>;
DET 1986 (RS) <2, 3, 9, 10, 11, 12>; OAK 1987, 1995 (RS) <2, 7, 10, 11, 12>; MIN 1988-1993 (RS, LCS, WS) <2, 3, 5, 7, 9, 10, 11, 12>;
MIL 1994 (RS) <2, 7, 9, 10, 11>

Kent Hrbek:MIN 1981-1994 (RS, LCS, WS) <3, 5, 10, 11, 12>

Chuck Knoblauch:MIN 1991-1997 (RS, LCS, WS) <4, 6, 8, 10, 11, 12>; NYA 1998-2001 (RS, LDS, LCS, WS) <4, 7, 10, 11, 12>;
KCA 2002 (RS) <7, 10, 11, 12>

Gene Larkin:MIN 1987-1993 (RS, LCS, WS) <3, 4, 5, 7, 9, 10, 11, 12>

Terry Leach:NYN 1981-1982, 1985-1989 (RS, LCS) <1>; KCA 1989 (RS) <1>; MIN 1990-1991 (RS, WS) <1>; CHA 1992-1993 (RS) <1>

Scott Leius:MIN 1990-1995 (RS, LCS, WS) <5, 6, 8, 10, 11, 12>; CLE 1996 (RS) <3, 4, 5, 11>;
KCA 1998-1999 (RS) <3, 4, 5, 6, 10, 11, 12>

Shane Mack:SDN 1987-1988 (RS) <7, 8, 9, 11, 12>; MIN 1990-1994 (RS, LCS, WS) <7, 8, 9, 10, 11, 12>; BOS 1997 (RS) <7, 8, 11, 12>;
KCA 1998 (RS) <7, 9, 10, 11, 12>; OAK 1998 (RS) <11, 12>

Jack Morris:DET 1977-1990 (RS, LCS, WS) <1, 12>; MIN 1991 (RS, LCS, WS) <1>; TOR 1992-1993 (RS, LCS, WS) <1>; CLE 1994 (RS) <1>

Al Newman:MON 1985-1986 (RS) <4, 6, 11, 12>; MIN 1987-1991 (RS, LCS, WS) <3, 4, 5, 6, 7, 8, 10, 11, 12>;
TEX 1992 (RS) <4, 5, 6, 7, 11, 12>

Junior Ortiz:PIT 1982-1983, 1985-1989 (RS) <2, 11, 12>; NYN 1983-1984 (RS) <2, 11>; MIN 1990-1991 (RS, LCS, WS) <2, 10, 11>;
CLE 1992-1993 (RS) <2, 11>; TEX 1994 (RS) <2, 11>

Mike Pagliarulo:NYA 1984-1989 (RS) <3, 5, 6, 11, 12>; SDN 1989-1990 (RS) <5, 11>; MIN 1991-1993 (RS, LCS, WS) <4, 5, 11, 12>;
BAL 1993 (RS) <3, 5, 11>; TEX 1995 (RS) <3, 5, 11>

Kirby Puckett:MIN 1984-1995 (RS, LCS, WS) <4, 5, 6, 7, 8, 9, 10, 11>

Paul Sorrento:MIN 1989-1991 (RS, LCS, WS) <3, 10, 11, 12>; CLE 1992-1995 (RS, LDS, LCS, WS) <3, 9, 10, 11>;
SEA 1996-1997 (RS, LDS) <3, 11>; TBA 1998-1999 (RS) <3, 7, 9, 10, 11, 12>

Kevin Tapani:NYN 1989 (RS) <1>; MIN 1989-1995 (RS, LCS, WS) <1>; LAN 1995 (RS, LDS) <1>; CHA 1996 (RS) <1>;
CHN 1997-2001 (RS, LDS) <1>

David West:NYN 1988-1989 (RS) <1>; MIN 1989-1992 (RS, LCS, WS) <1>; PHI 1993-1996 (RS, LCS, WS) <1>; BOS 1998 (RS) <1>

Carl Willis:DET 1984 (RS) <1>; CIN 1984-1986 (RS) <1>; CHA 1988 (RS) <1>; MIN 1991-1995 (RS, LCS, WS) <1>

Broadcasters

Tim McCarver:SLN 1959-1961, 1963-1969, 1973-1974 (RS, WS) <2, 3, 11, 12>; PHI 1970-1972, 1975-1980 (RS, LCS) <2, 3, 7, 11, 12>;
MON 1972 (RS) <2, 5, 7, 11>; BOS 1974-1975 (RS) <2, 3, 10, 11>

Jim Kaat:WS1 1959-1960 (RS) <1>; MIN 1961-1973 (RS, LCS, WS) <1, 11, 12>; CHA 1973-1975 (RS) <1>;
PHI 1976-1979 (RS, LCS) <1, 11, 12>; NYA 1979-1980 (RS) <1>; SLN 1980-1983 (RS, WS) <1>

Jack Buck

1991

ALE		t	%	ACR	ACOR	TAR	X
1	TOR	20	162	56	-0.494	-0.918	+0.424 285
2	DET	6	162	51	+0.316	+0.184	+0.132 288
3	BOS	6	162	51	-0.256	-0.440	+0.184 271
4	MIL	4	162	51	+0.262	-0.082	+0.344 297
5	NYA	-20	162	43	-0.602	+0.078	-0.680 280
6	BAL	-28	162	41	-0.314	+0.431	-0.745 295
7	CLE	-48	162	35	-1.175	+0.039	-1.214 289

NLE		t	%	ACR	ACOR	TAR	X
1	PIT	34	162	60	+0.449	-0.445	+0.894 286
2	SLN	6	162	51	-0.163	-0.187	+0.024 279
3	CHN	-6	160	48	-0.150	+0.055	-0.205 310
4	PHI	-6	162	48	-0.557	-0.244	-0.313 302
5	NYN	-7	161	47	-0.167	-0.091	-0.076 273
6	MON	-19	161	44	-0.827	-0.309	-0.518 300

ALW		t	%	ACR	ACOR	TAR	X
1	MIN	28	162	58	+0.126	-0.707	+0.833 274
2	CHA	12	162	53	-0.141	-0.633	+0.492 329
3	TEX	8	162	52	+0.519	+0.453	+0.066 323
4	OAK	6	162	51	+0.250	+0.365	-0.115 293
5	SEA	4	162	51	-0.398	-0.606	+0.208 295
6	KCA	2	162	50	-0.090	-0.123	+0.033 280
7	CAL	0	162	50	-0.508	-0.542	+0.034 262

NLW		t	%	ACR	ACOR	TAR	X
1	ATL	26	162	58	+0.322	-0.376	+0.698 263
2	LAN	24	162	57	+0.003	-0.624	+0.627 278
3	SDN	6	162	51	-0.237	-0.166	-0.071 265
4	SFN	-12	162	46	-0.280	+0.023	-0.303 263
5	CIN	-14	162	45	-0.123	-0.112	-0.011 256
6	HOU	-32	162	40	-0.494	+0.260	-0.754 265

AL		rank	last PS app	WS	win
*	MIN	28	ALW #1	WS 1987	1987 1987
*	TOR	20	ALE #1	LCS 1989	
1	CHA	12	ALW #2	LCS 1983	1959 1917
2	TEX	8	ALW #3		
3	OAK	6	ALW #4	WS 1990	1990 1989
4	BOS	6	ALE #3	LCS 1990	1986 1918
5	DET	6	ALE #2	LCS 1987	1984 1984
6	MIL	4	ALE #4	WS 1982	1982
7	SEA	4	ALW #5		
8	KCA	2	ALW #6	WS 1985	1985 1985
9	CAL	0	ALW #7	LCS 1986	
10	NYA	-20	ALE #5	WS 1981	1981 1978
11	BAL	-28	ALE #6	WS 1983	1983 1983
12	CLE	-48	ALE #7	WS 1954	1954 1948

NL		rank	last PS app	WS	win
*	PIT	34	NLE #1	LCS 1990	1979 1979
*	ATL	26	NLW #1	LCS 1982	1958 1957
1	LAN	24	NLW #2	WS 1988	1988 1988
2	SLN	6	NLE #2	WS 1987	1987 1982
3	SDN	6	NLW #3	WS 1984	1984
4	CHN	-6	NLE #3	LCS 1989	1945 1908
5	PHI	-6	NLE #4	WS 1983	1983 1980
6	NYN	-7	NLE #5	LCS 1988	1986 1986
7	SFN	-12	NLW #4	WS 1989	1989 1954
8	CIN	-14	NLW #5	WS 1990	1990 1990
9	MON	-19	NLE #6	LCS 1981	
10	HOU	-32	NLW #6	LCS 1986	

ser	w	l	pa	o	br	r	ACR	ACOR	X	#
ALCS	MIN	TOR	W l w w w	200 / 392	135 / 273	74 / 132	27 / 46	+0.540	-1.054	51 116
NLCS	ATL	PIT	L w W l l w w	259 / 514	189 / 378	76 / 149	19 / 31	-1.711	-2.821	52 113
WS	MIN	ATL	W W L; L, L W; W;	267 / 550	196 / 398	83 / 172	24 / 53	-1.396	-0.749	66 43

Number of games:

LCS: 12 / 14

WS: 7 / 7

19 postseason / 21 (min 12) (90%)

+ 2104 regular season / 2106 (99%)

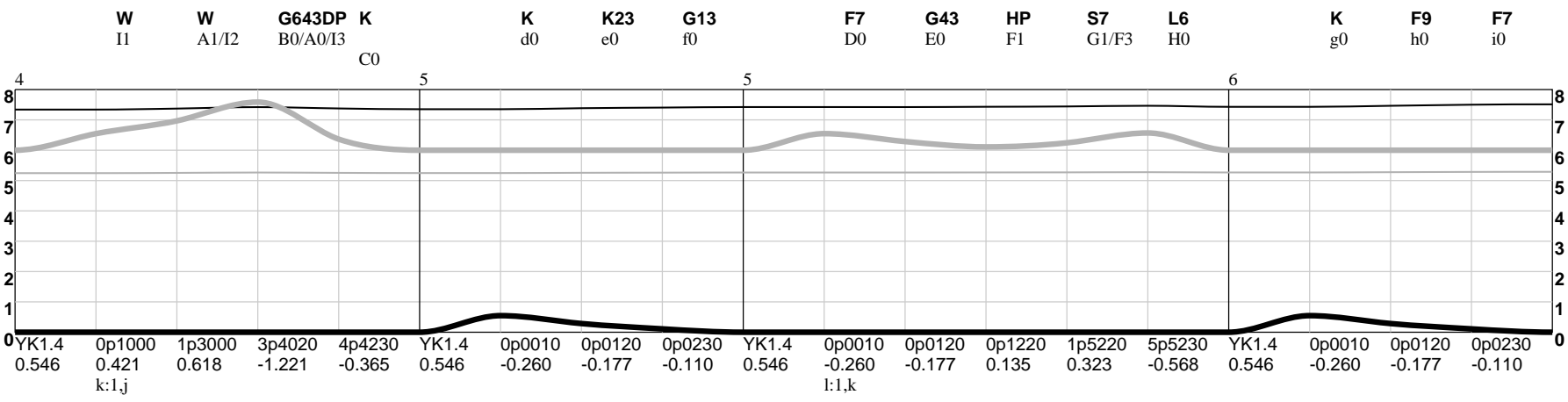
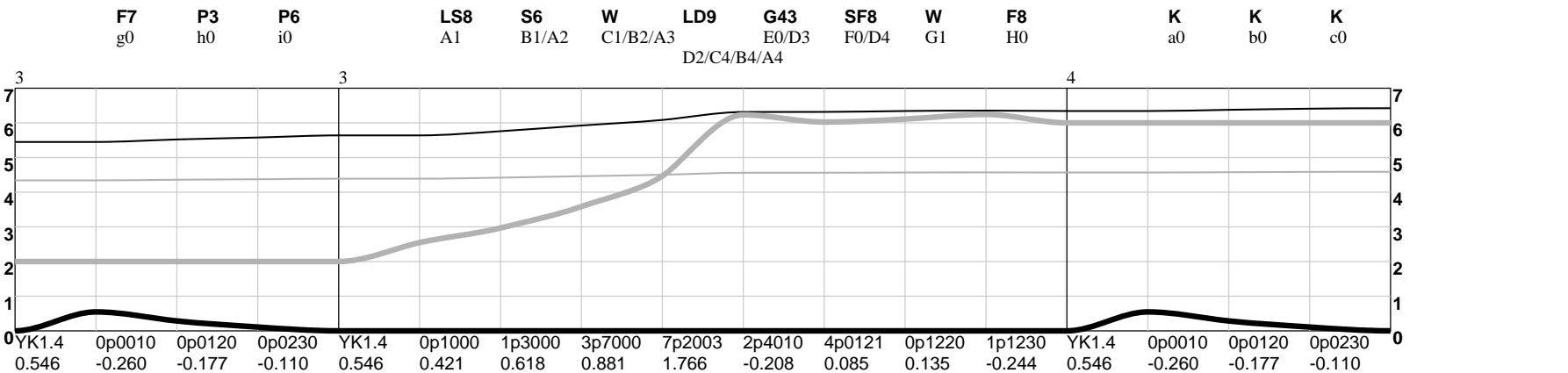
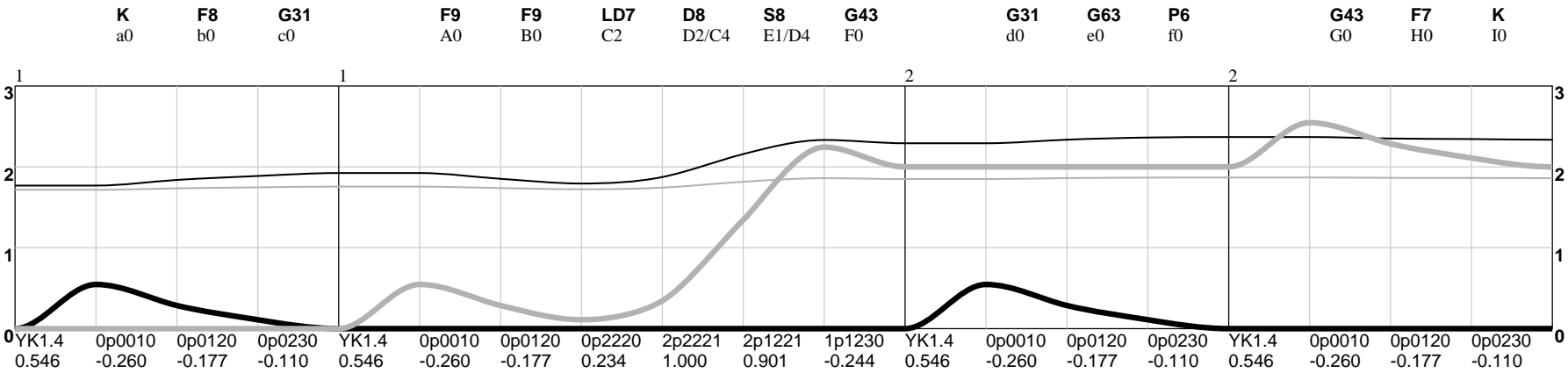
= 2123 games in 1991.

1991

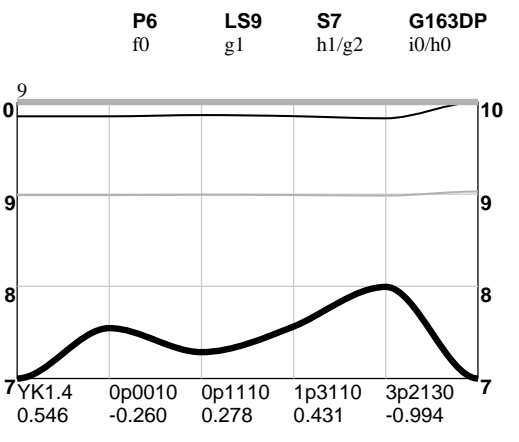
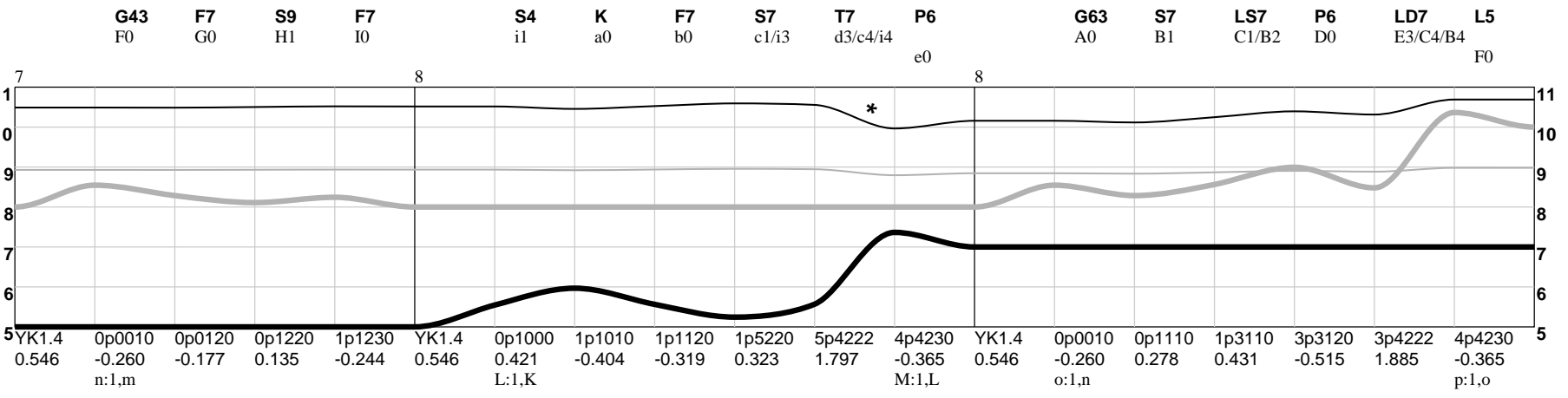
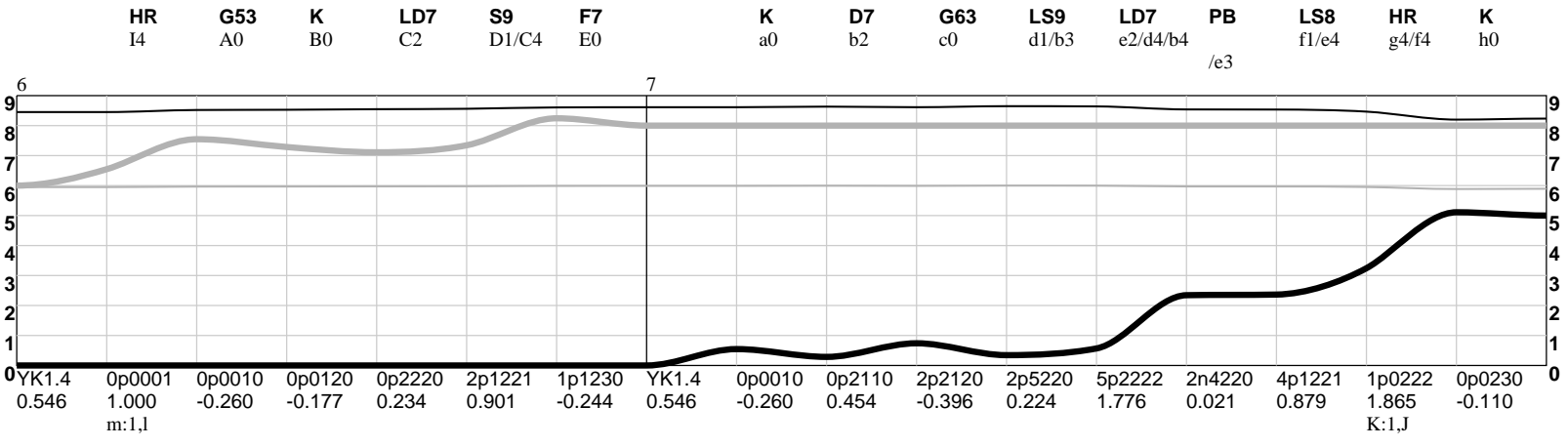
ru AL hitting MVP							ru NL hitting MVP								
	ACR	PA	ACW	w	l	+1		ACR	PA	ACW	w	l	+1		
1 2 Frank Thomas R	CHA	+0.344	701	+0.506	14	6	60	1 * Barry Bonds L	PIT	+0.439	634	+1.118	19	6	61
2 4 Cal Ripken Jr. R	BAL	+0.283	717	+0.583	13	10	67	2 2 Will Clark L	SFN	+0.358	621	+0.729	16	9	62
3 6 Danny Tartabull R	KCA	+0.360	557	+0.459	13	6	56	3 1 Ryne Sandberg R	CHN	+0.316	684	+0.786	12	2	48
4 1 Jose Canseco R	OAK	+0.277	665	+0.807	19	6	62	4 10 Fred McGriff L	SDN	+0.285	642	+0.576	13	12	53
5 10 Paul Molitor R	MIL	+0.238	752	+0.534	12	6	46	5 3 Bobby Bonilla S	PIT	+0.262	680	+0.571	18	4	53
6 Cecil Fielder R	DET	+0.246	712	-0.015	19	9	71	6 12 John Kruk L	PHI	+0.248	615	+0.534	16	10	47
7 12 Lou Whitaker L	DET	+0.288	572	+0.574	10	7	43	7 15 David Justice L	ATL	+0.306	469	+0.720	13	10	46
8 14 Ruben Sierra S	TEX	+0.226	726	+0.546	15	11	53	8 9 Terry Pendleton S	ATL	+0.222	644	+0.539	14	4	55
9 8 Wally Joyner L	CAL	+0.268	611	+0.448	15	7	50	9 7 Barry Larkin R	CIN	+0.259	527	+0.419	17	5	37
10 5 Ken Griffey Jr. L	SEA	+0.254	633	+0.681	18	9	46	10 20 Darryl Strawberry L	LAN	+0.225	588	+0.414	10	9	44
11 14 Harold Baines L	OAK	+0.282	566	+0.367	15	9	39	11 11 Todd Zeile R	SLN	+0.200	638	+0.594	16	10	46
12 15 Rickey Henderson R	OAK	+0.266	578	+0.412	6	2	29	12 28 Howard Johnson S	NYN	+0.183	658	+0.125	17	12	58
13 8 Julio Franco R	TEX	+0.229	659	+0.637	8	5	40	13 16 Jeff Bagwell r	HOU	+0.171	650	+0.394	13	10	36
14 9 Willie Randolph R	MIL	+0.272	512	+0.478	6	1	22	14 Orlando Merced S	PIT	+0.199	478	+0.555	9	3	28
15 Rafael Palmeiro L	TEX	+0.187	714	+0.137	12	5	55	15 Andy Van Slyke L	PIT	+0.161	577	+0.233	7	5	42
16 20 Chili Davis S	MIN	+0.188	634	+0.424	12	9	56	16 24 Andre Dawson R	CHN	+0.151	596	+0.348	11	10	57
17 13 Kent Hrbek L	MIN	+0.213	534	+0.553	14	1	46	17 Paul O'Neill L	CIN	+0.145	607	+0.314	9	8	49
18 Wade Boggs L	BOS	+0.173	641	+0.713	9	1	28	18 19 Ron Gant R	ATL	+0.136	642	+0.223	12	5	57
19 19 Mickey Tettleton S	DET	+0.181	608	+0.553	10	7	49	19 44 Ozzie Smith S	SLN	+0.136	641	+0.026	11	8	27
20 23 Tony Phillips S	DET	+0.159	655	+0.127	13	5	36	20 53 Kevin Mitchell R	SFN	+0.195	423	+0.005	9	6	32
21 Robin Ventura L	CHA	+0.145	705	+0.565	17	8	49	21 Dave Magadan L	NYN	+0.153	517	+0.272	6	3	23
22 25 Dave Henderson R	OAK	+0.152	637	+0.349	14	11	46	22 32 Felix Jose S	SLN	+0.125	625	+0.232	14	8	34
23 Shane Mack R	MIN	+0.169	489	-0.009	14	3	35	23 27 Tony Gwynn Sr. L	SDN	+0.137	569	+0.455	10	5	30
24 27 Edgar Martinez R	SEA	+0.115	642	+0.454	9	5	32	24 Hal Morris L	CIN	+0.145	537	+0.306	4	10	37
25 Darryl Hamilton L	MIL	+0.164	448	+0.400	8	3	26	25 Chris Sabo R	CIN	+0.120	640	-0.064	13	14	53

ru AL pitching MVP							ru NL pitching MVP								
	ACOR	PA	ACW	w	l	c		ACOR	PA	ACW	w	l	c		
1 Roger Clemens R	BOS	-1.952	1077	-0.003	21	11	13	1 1 Dennis Martinez R	MON	-1.610	905	+0.282	16	13	9
2 5 Tom Candiotti R	TOR	-1.865	981	+0.184	16	13	6	2 * Tom Glavine L	ATL	-1.369	989	+0.241	21	12	9
3 Kevin Tapani R	MIN	-1.718	974	-0.005	18	11	4	3 24 Jose Rijo R	CIN	-1.482	825	+0.033	17	10	3
4 1 Jim Abbott L	CAL	-1.520	1002	+0.175	20	10	5	4 3 Pete Harnisch R	HOU	-1.327	900	+0.341	16	13	4
5 13 Jack McDowell R	CHA	-1.387	1028	+0.115	17	12	15	5 6 Andy Benes R	SDN	-1.089	908	+0.308	17	13	4
6 2 Mark Langston L	CAL	-1.250	992	+0.188	20	12	7	6 20 Mike Morgan R	LAN	-0.977	949	+0.119	16	13	5
7 10 Bill Wegman R	MIL	-1.527	785	+0.117	18	6	7	7 Mike Maddux R	SDN	-2.058	389	-0.084	5	1	0
8 4 Mike Moore R	OAK	-1.291	887	+0.222	15	9	3	8 32 Greg Maddux R	CHN	-0.739	1070	+0.038	19	16	7
9 3 Jimmy Key L	TOR	-1.292	877	+0.220	16	10	2	9 Doug Drabek R	PIT	-0.789	977	-0.009	16	15	5
10 9 Scott Erickson R	MIN	-1.272	851	+0.160	20	9	5	10 23 Jeff Brantley R	SFN	-1.854	411	+0.270	4	3	0
11 8 Nolan Ryan R	TEX	-1.542	682	+0.249	14	9	2	11 4 John Smiley L	PIT	-0.872	836	+0.217	21	8	2
12 25 Chris Bosio R	MIL	-1.229	840	+0.034	16	10	5	12 6 Mitch Williams L	PHI	-1.873	386	+0.344	4	1	0
13 Mike Flanagan L	BAL	-2.598	391	-0.130	3	0	0	13 7 Juan Berenguer R	ATL	-2.773	255	+0.497	2	0	0
14 11 Bret Saberhagen R	KCA	-1.233	789	+0.207	14	9	7	14 Jose DeLeon R	SLN	-1.040	679	+0.037	9	11	1
15 5 Joe Hesketh L	BOS	-1.535	631	+0.194	14	6	0	15 12 Greg Harris R	SDN	-1.284	537	+0.334	10	5	3
16 22 Jack Morris R	MIN	-0.882	1032	+0.082	19	13	10	16 David Cone R	NYN	-0.652	966	+0.090	14	15	5
17 Bill Swift R	SEA	-2.533	359	+0.408	1	1	0	17 14 Bruce Hurst L	SDN	-0.676	909	+0.050	17	10	4
18 16 Jose Guzman R	TEX	-1.210	729	+0.132	15	7	5	18 13 Chuck McElroy L	CHN	-1.446	419	+0.114	4	2	0
19 Mark Eichhorn R	CAL	-2.807	311	+0.174	0	3	0	19 Terry Mulholland L	PHI	-0.621	956	+0.141	16	16	8
20 17 Juan Guzman r	TOR	-1.487	574	+0.132	12	5	1	20 17 Zane Smith L	PIT	-0.640	916	+0.027	18	12	6
21 Scott Radinsky L	CHA	-2.932	289	-0.126	2	1	0	21 19 Tim Belcher R	LAN	-0.660	880	+0.187	17	12	2
22 * Todd Frohwirth R	BAL	-2.159	372	+0.677	6	2	0	22 18 Ramon Martinez R	LAN	-0.627	916	+0.169	18	12	6
23 10 David Wells L	TOR	-0.983	811	+0.083	15	11	2	23 Tommy Greene R	PHI	-0.644	857	-0.023	14	12	3
24 48 Todd Stottlemire R	TOR	-0.865	921	+0.001	19	12	1	24 Alejandro Pena R	NYN	-1.583	331	+0.288	1	2	0
25 21 Duane Ward R	TOR	-1.840	428	+0.169	8	4	0	25 12 Trevor Wilson L	SFN	-0.609	841	+0.109	13	10	2

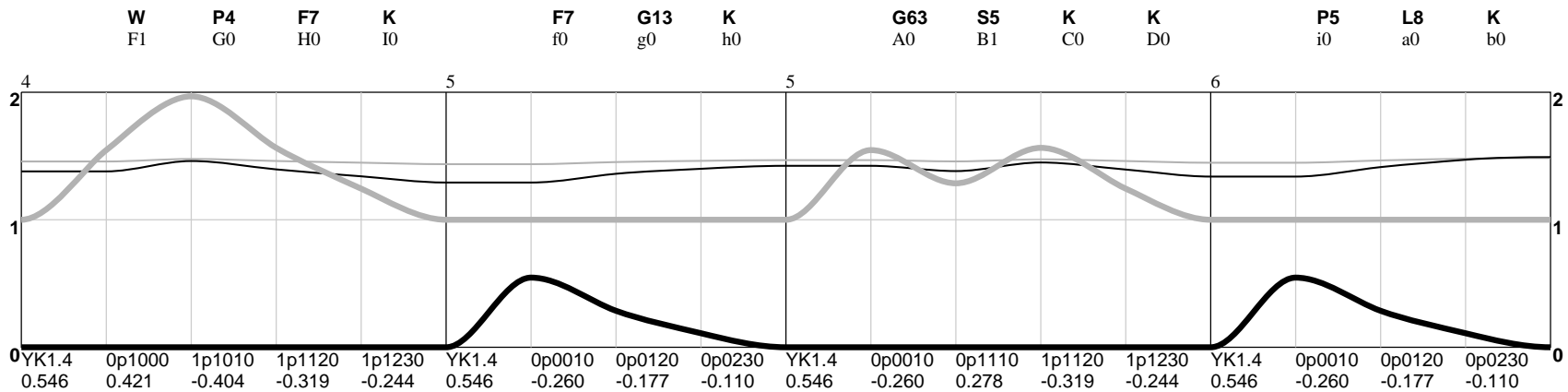
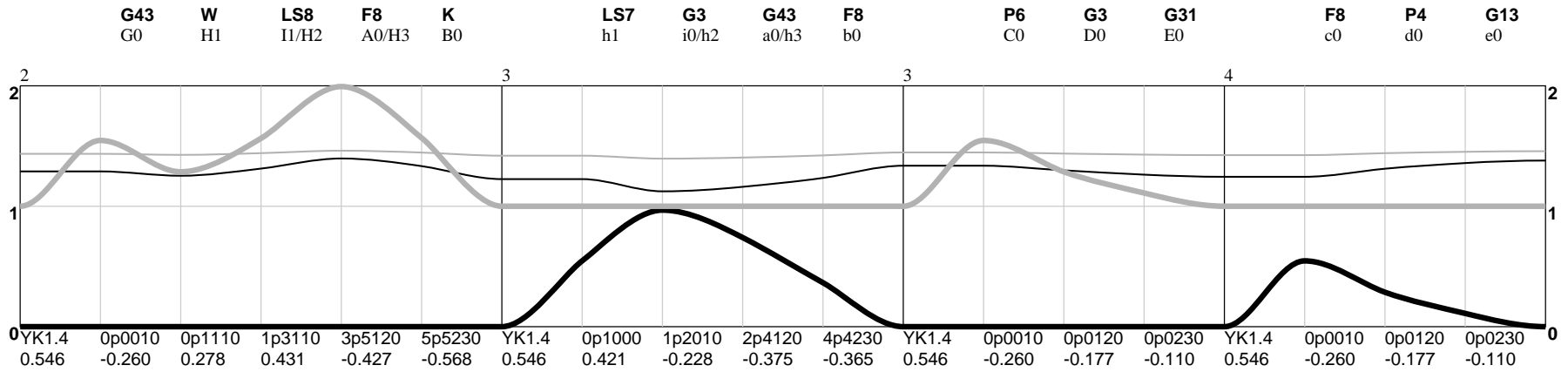
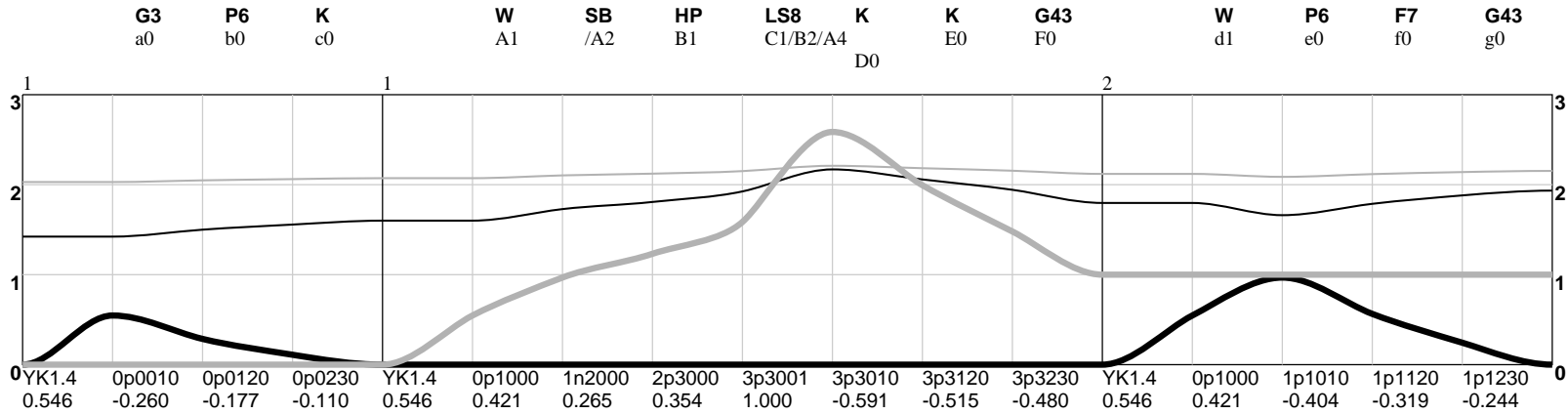
BOS vs NYA 2004 ALCS gm 1 10/12 (0) Tue



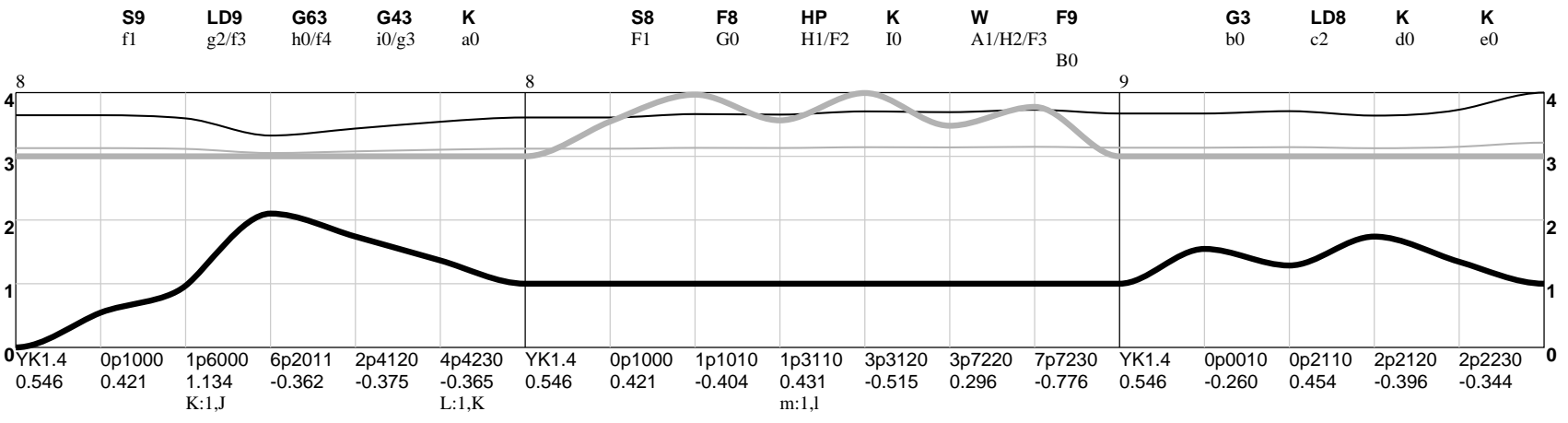
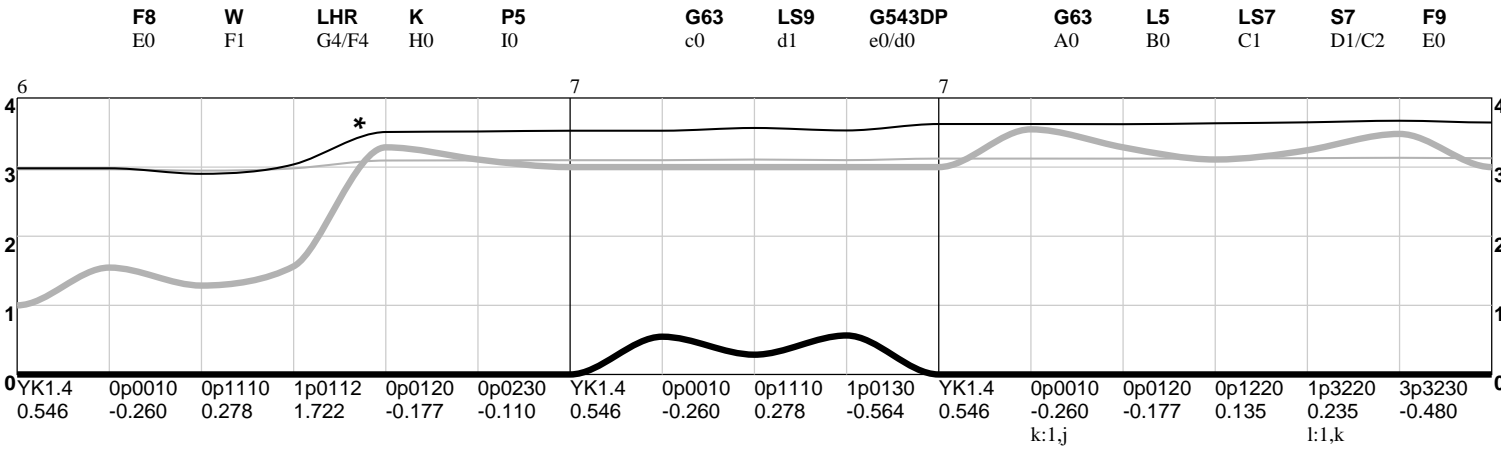
BOS vs NYA 2004 ALCS gm 1 10/12 (0) Tue



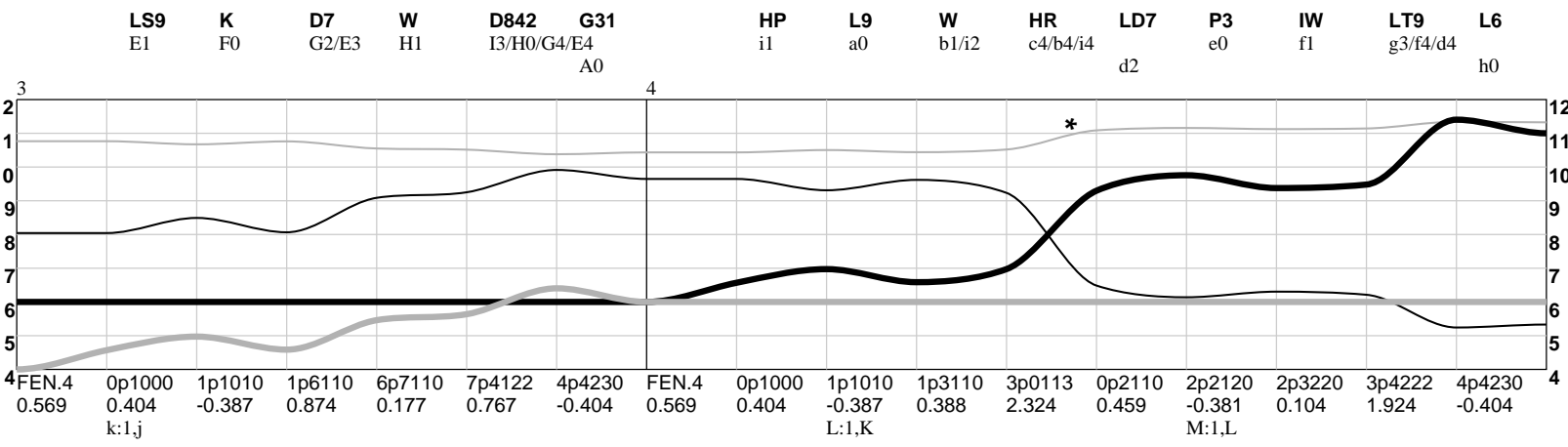
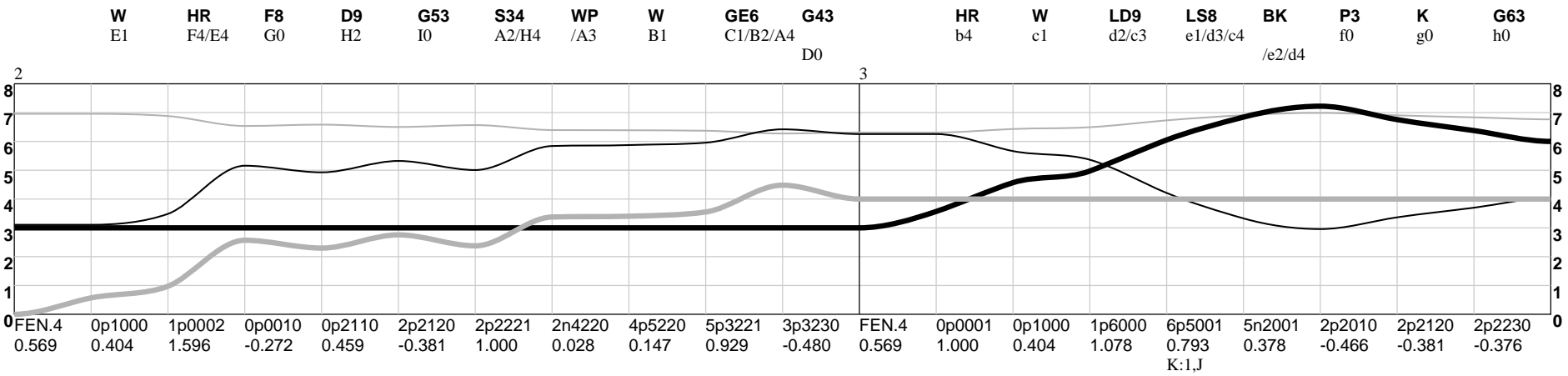
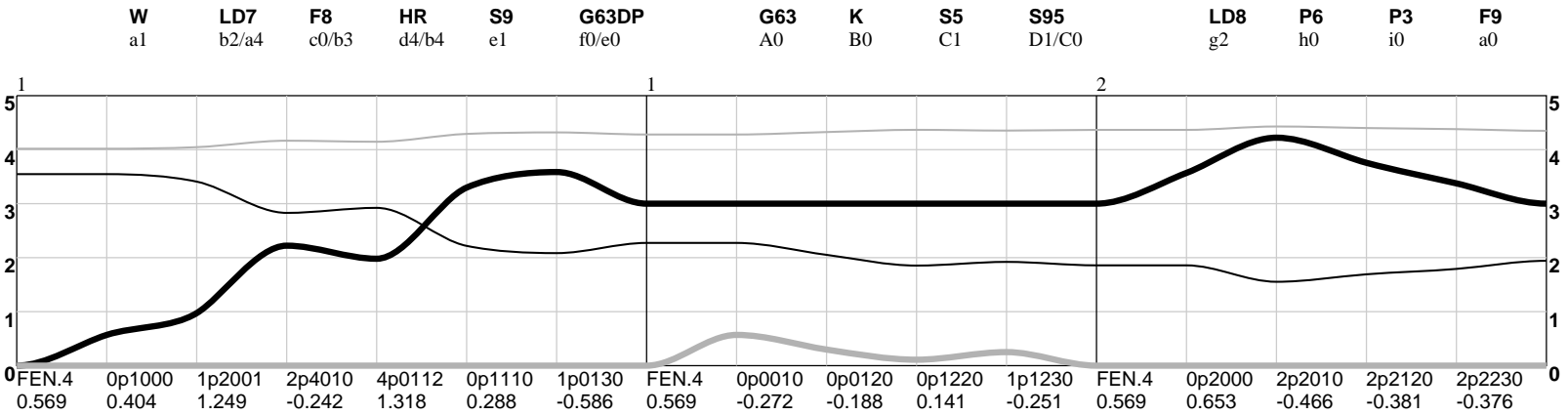
BOS vs NYA 2004 ALCS gm 2 10/13 (0) Wed



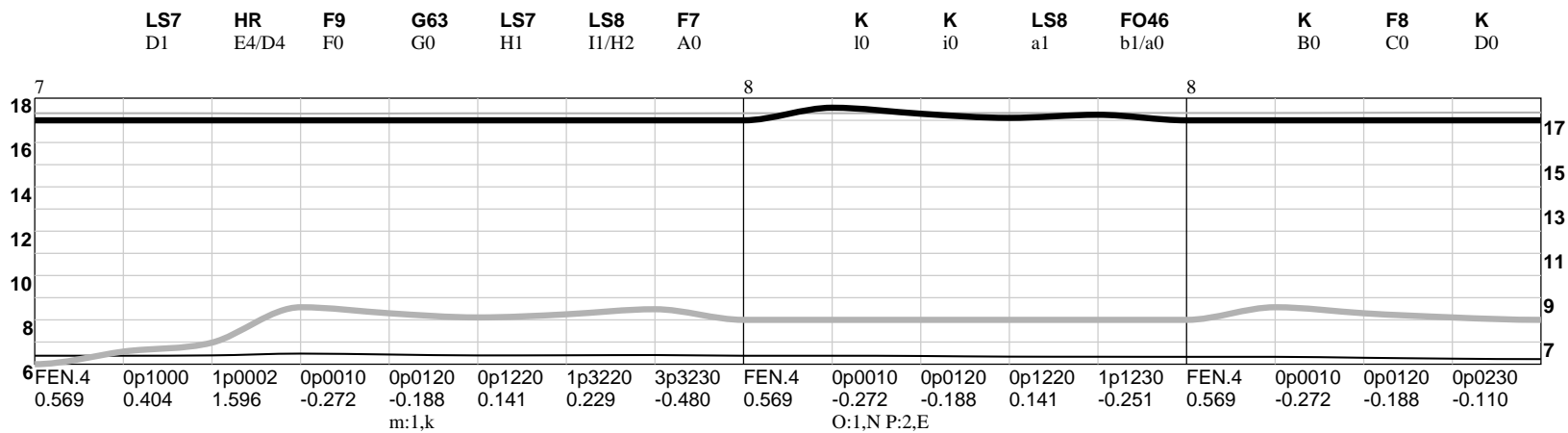
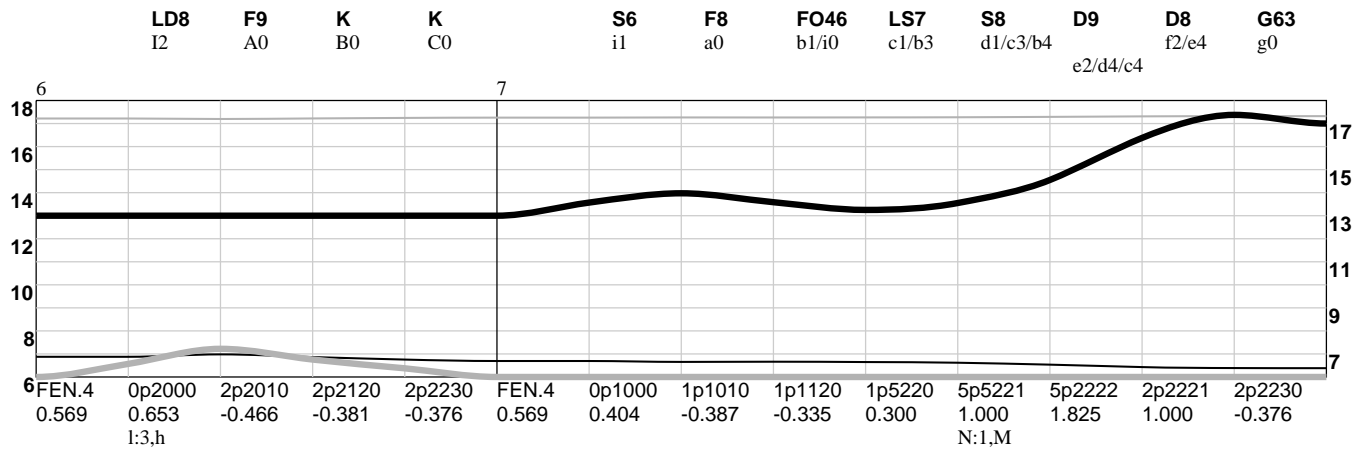
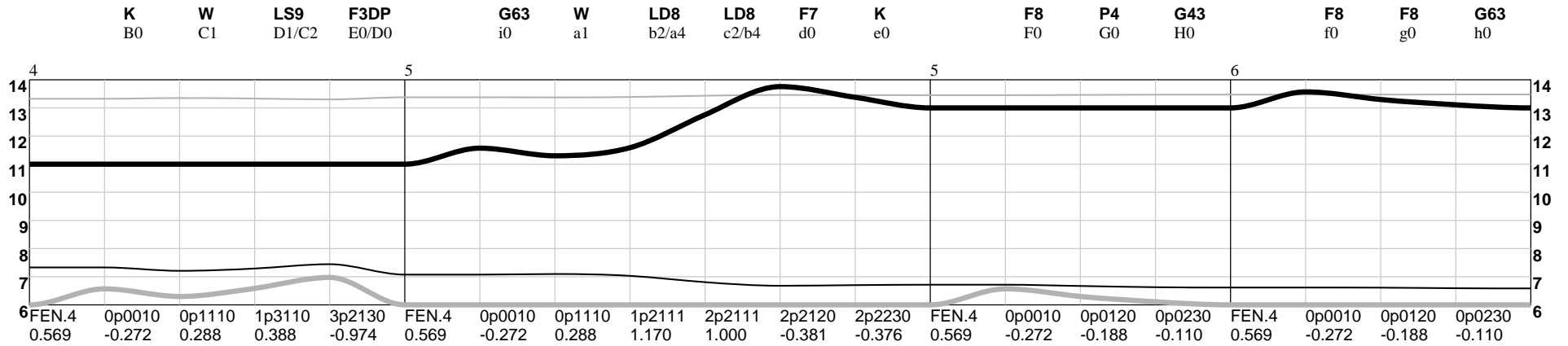
BOS vs NYA 2004 ALCS gm 2 10/13 (0) Wed



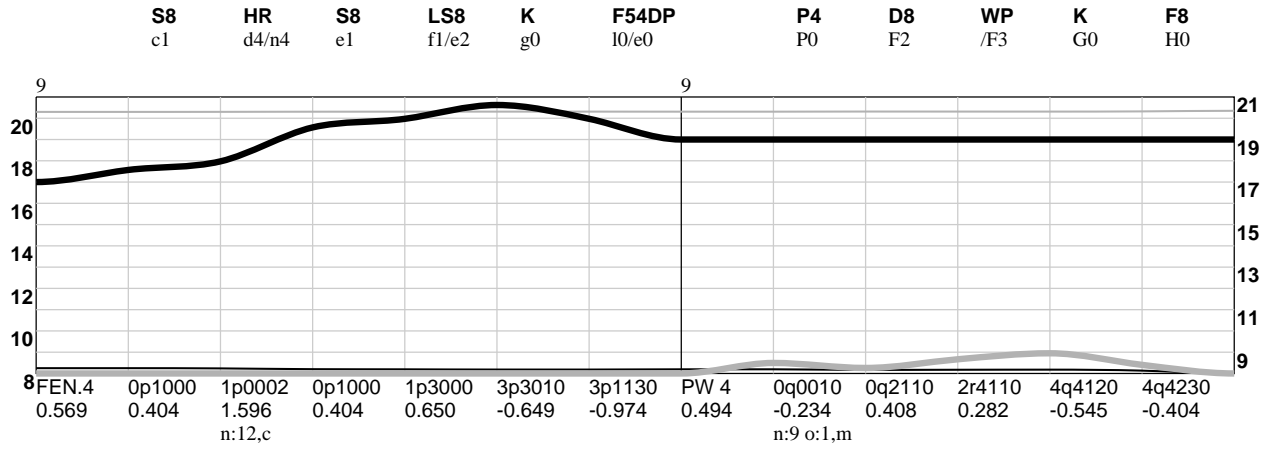
NYA vs BOS 2004 ALCS gm 3 10/16 (0) Sat



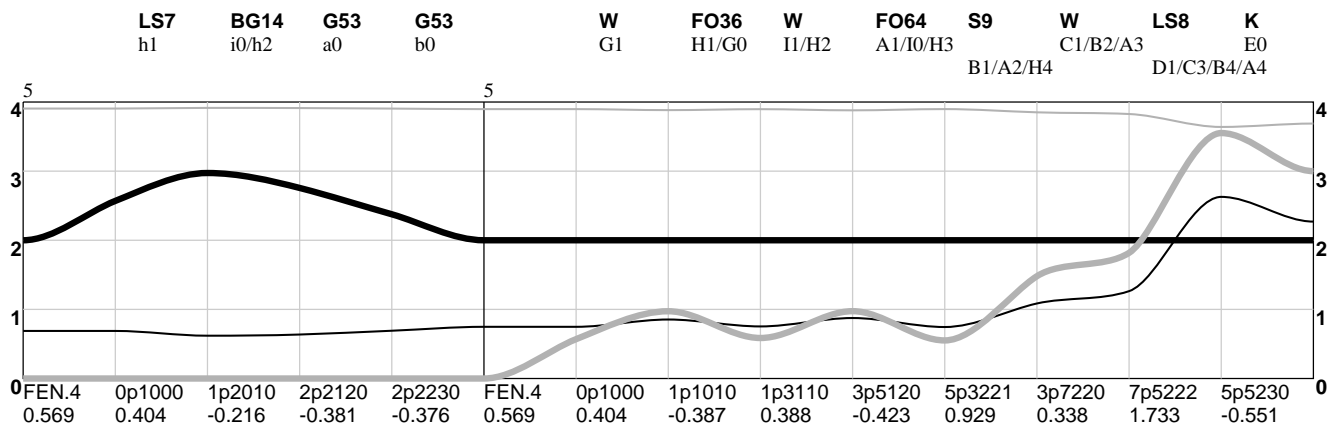
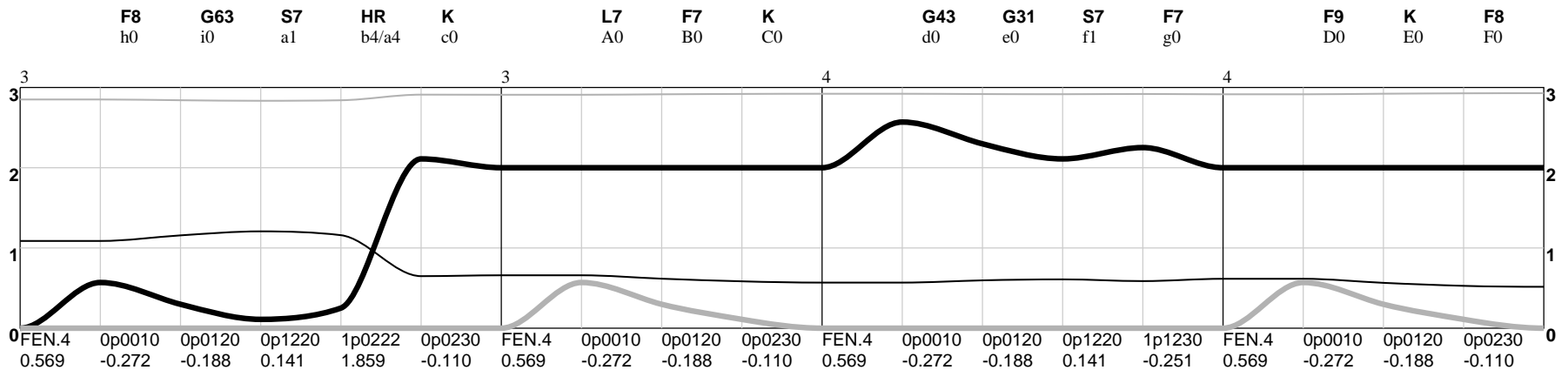
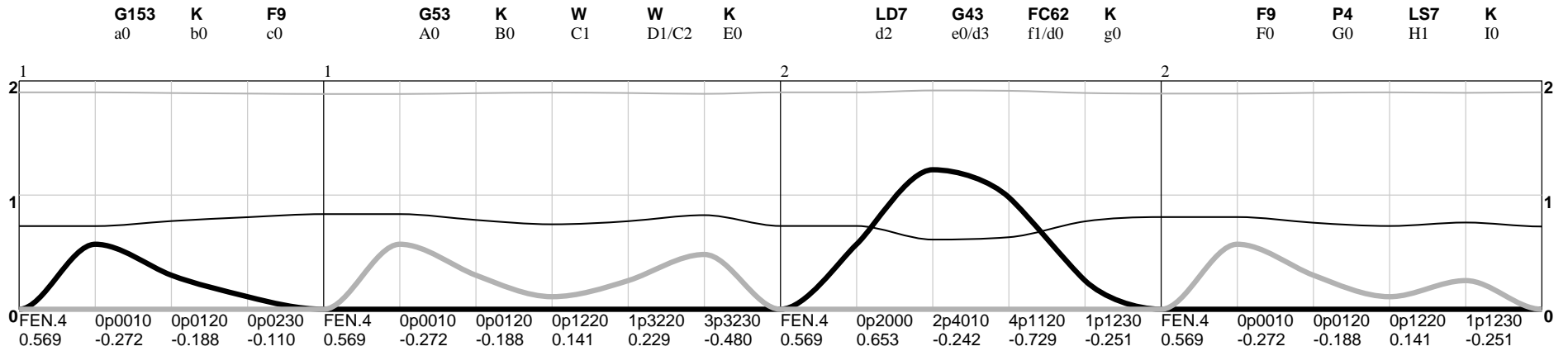
NYA vs BOS 2004 ALCS gm 3 10/16 (0) Sat



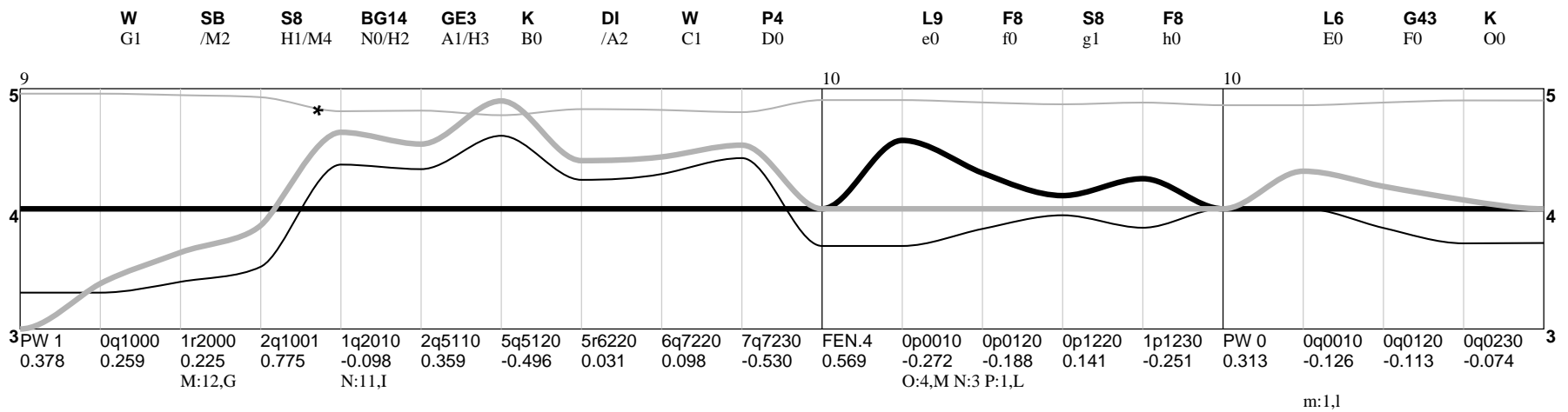
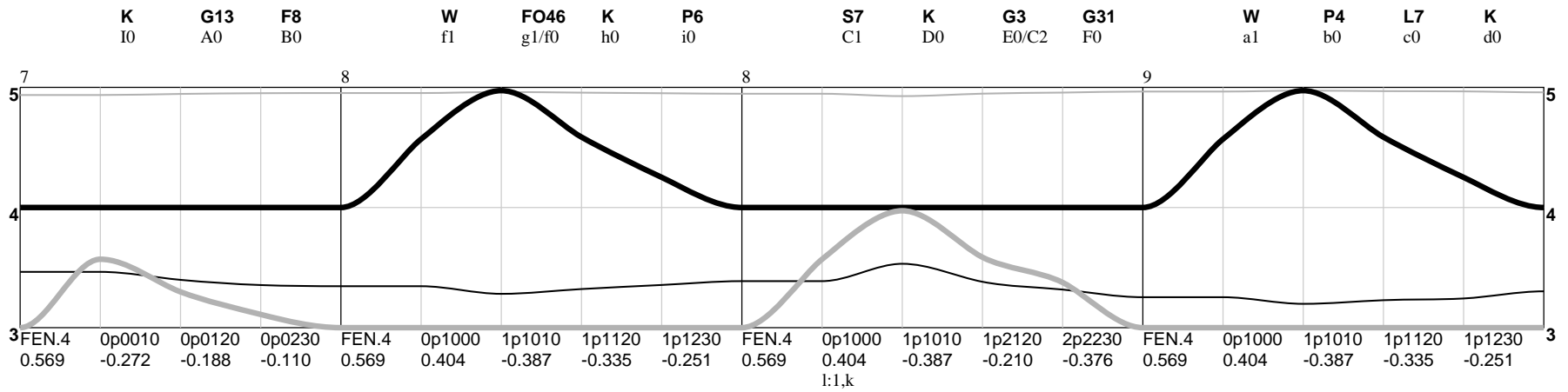
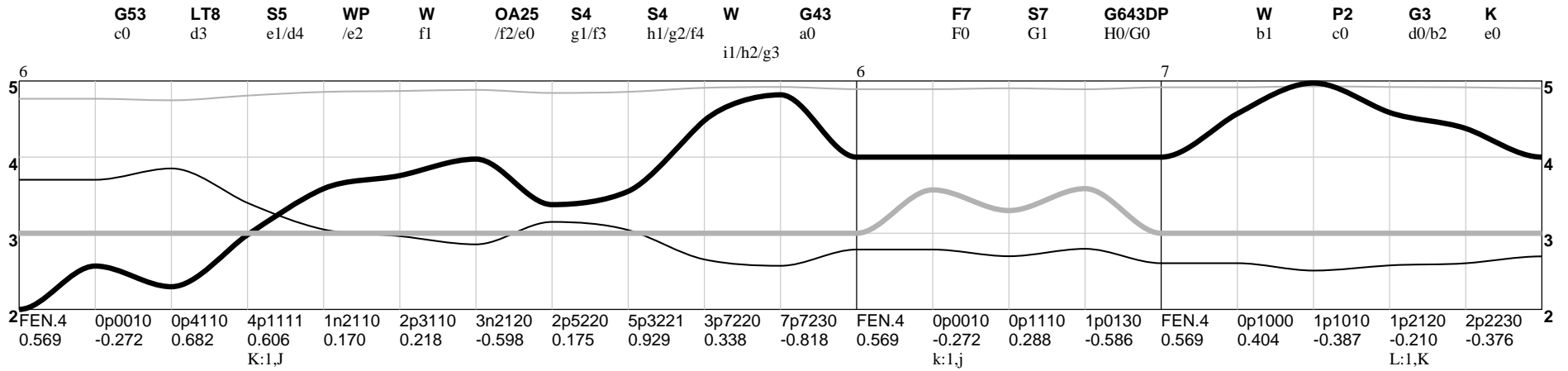
NYA vs BOS 2004 ALCS gm 3 10/16 (0) Sat

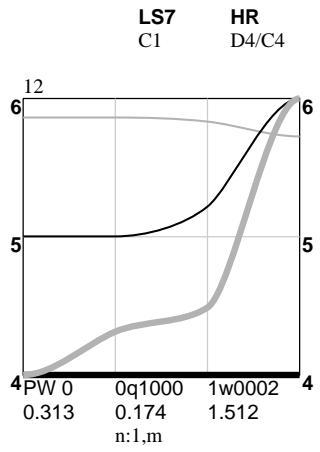
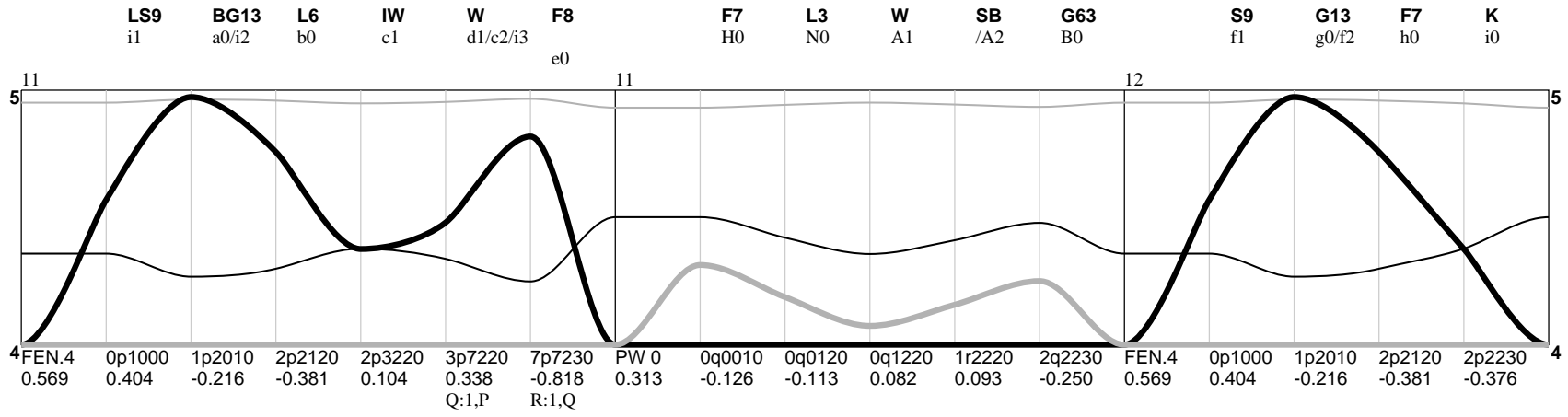


NYA vs BOS 2004 ALCS gm 4 10/17 (0) Sun



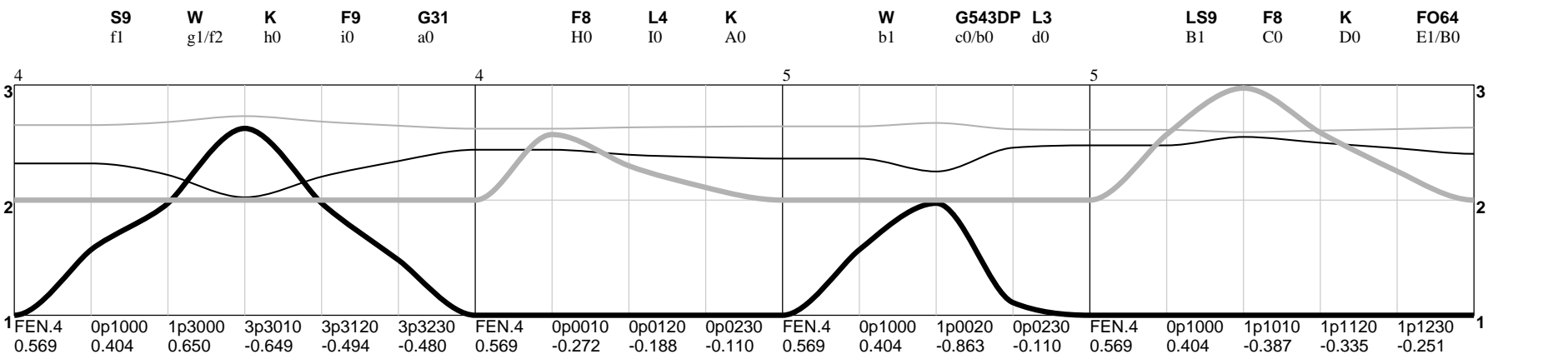
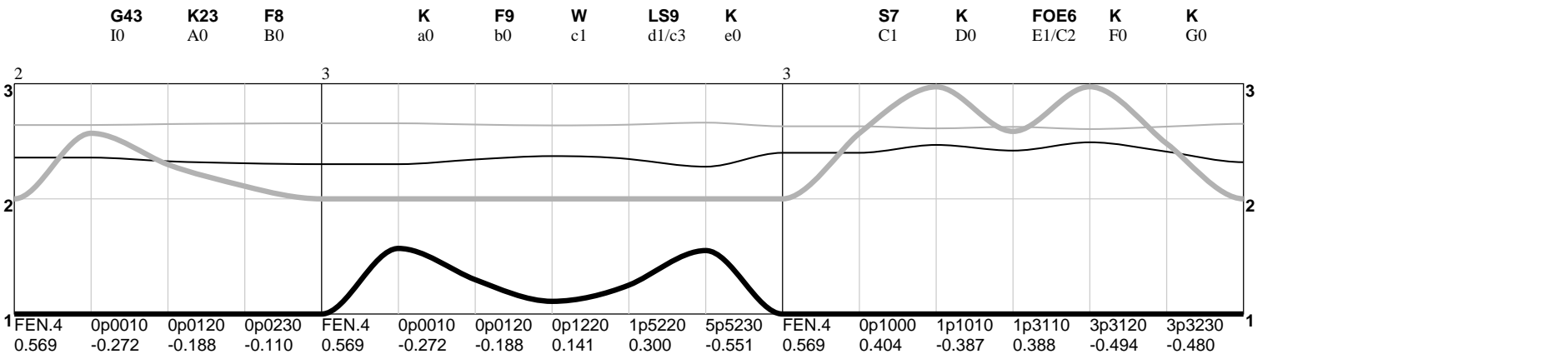
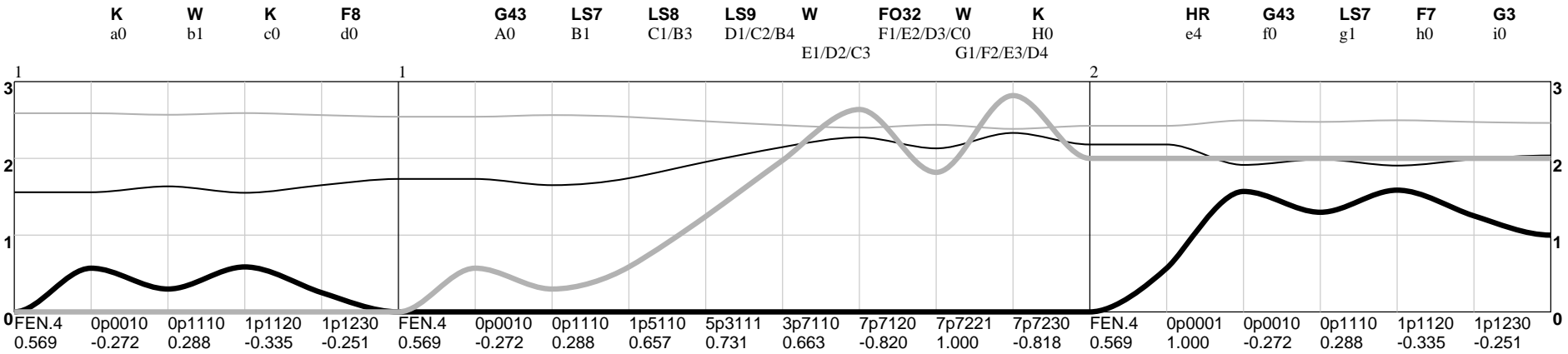
NYA vs BOS 2004 ALCS gm 4 10/17 (0) Sun



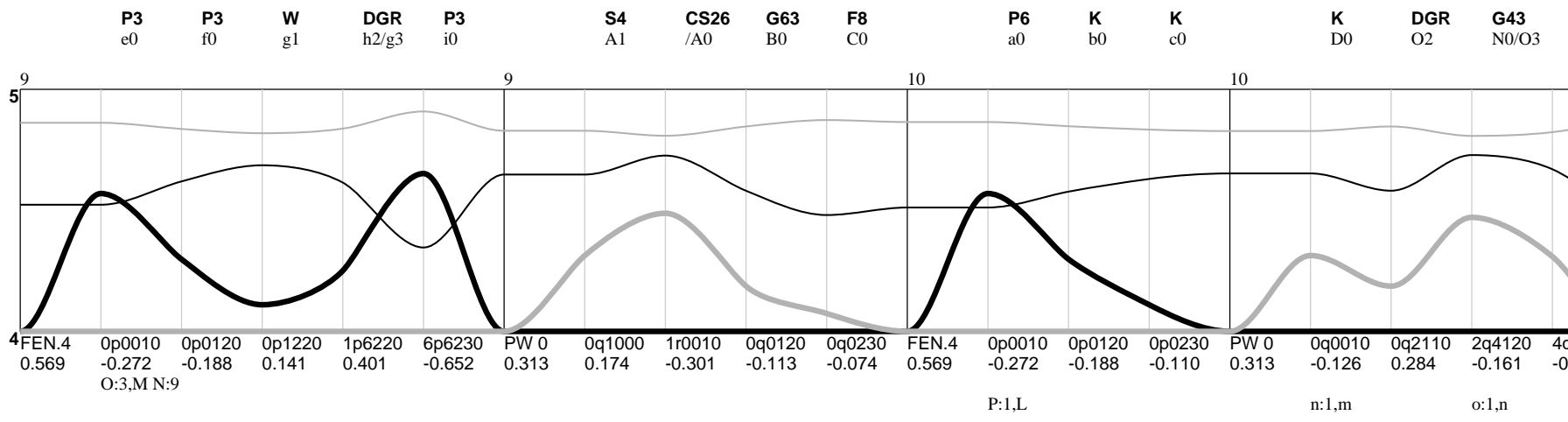
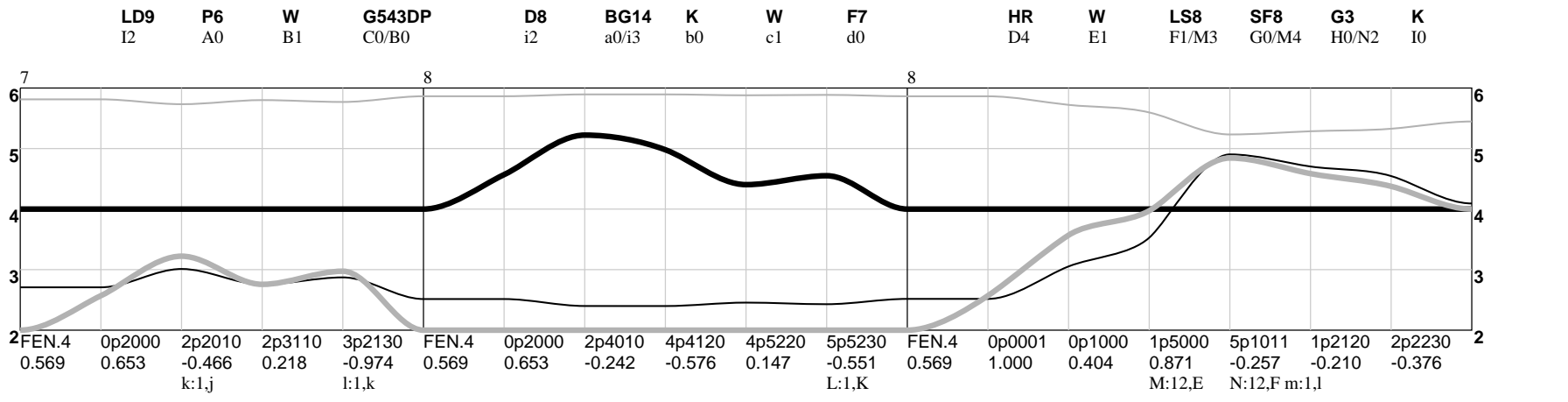
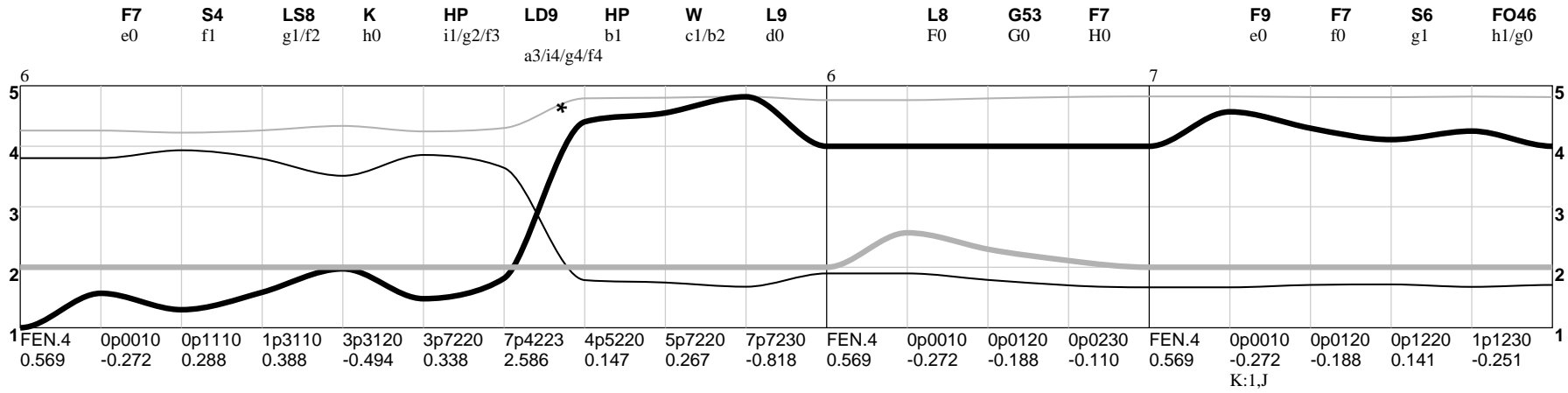


NYA vs BOS 2004 ALCS gm 4 10/17 (0) Sun

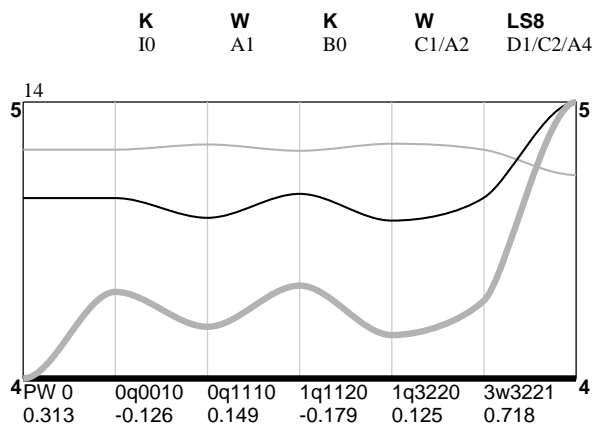
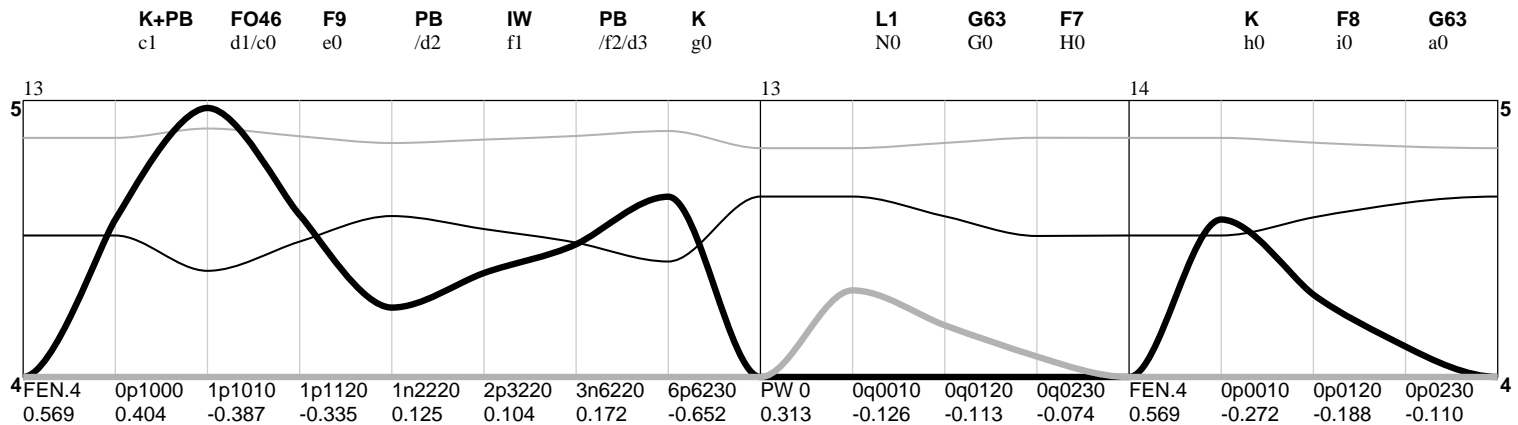
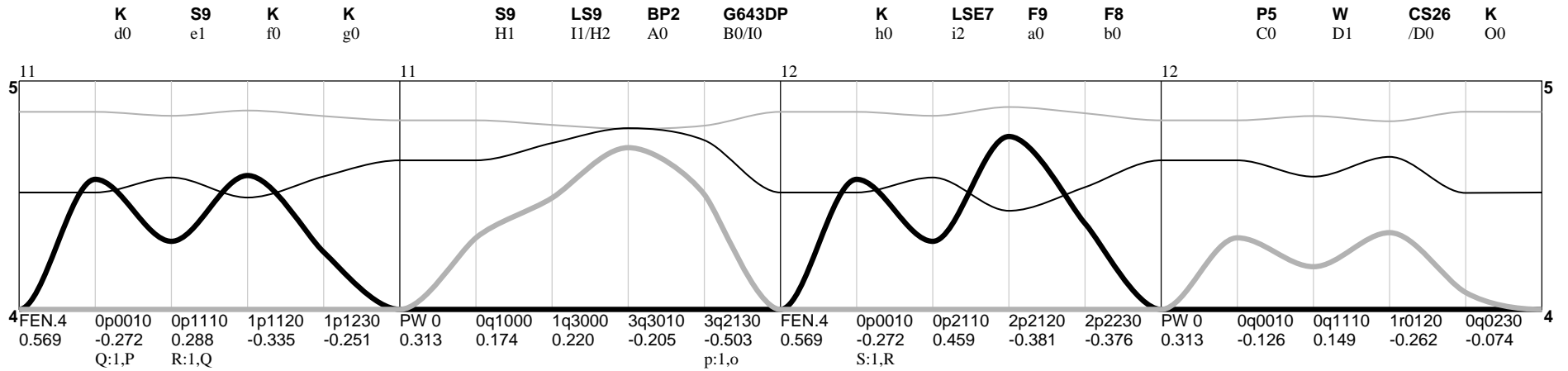
NYA vs BOS 2004 ALCS gm 5 10/18 (0) Mon



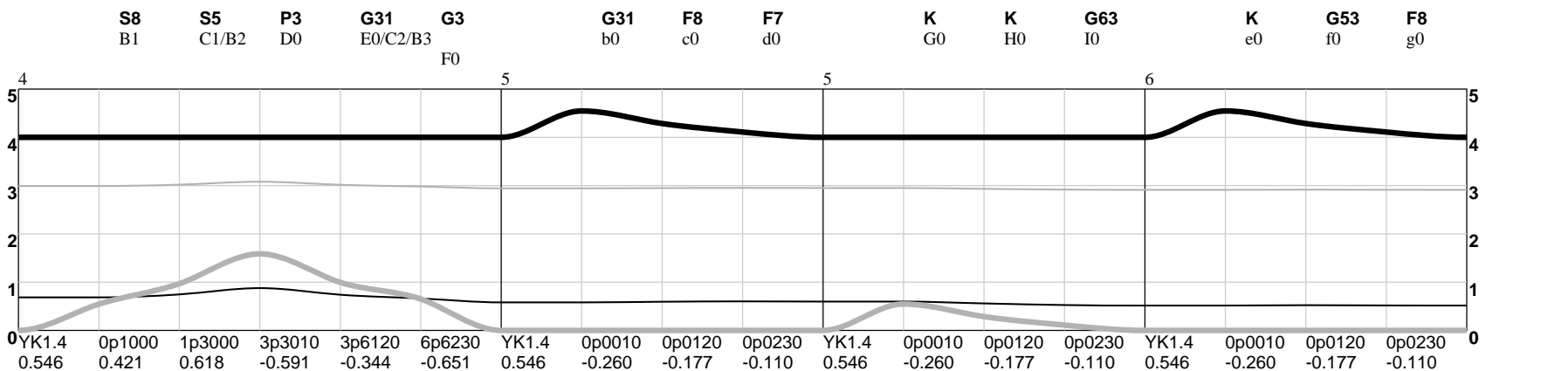
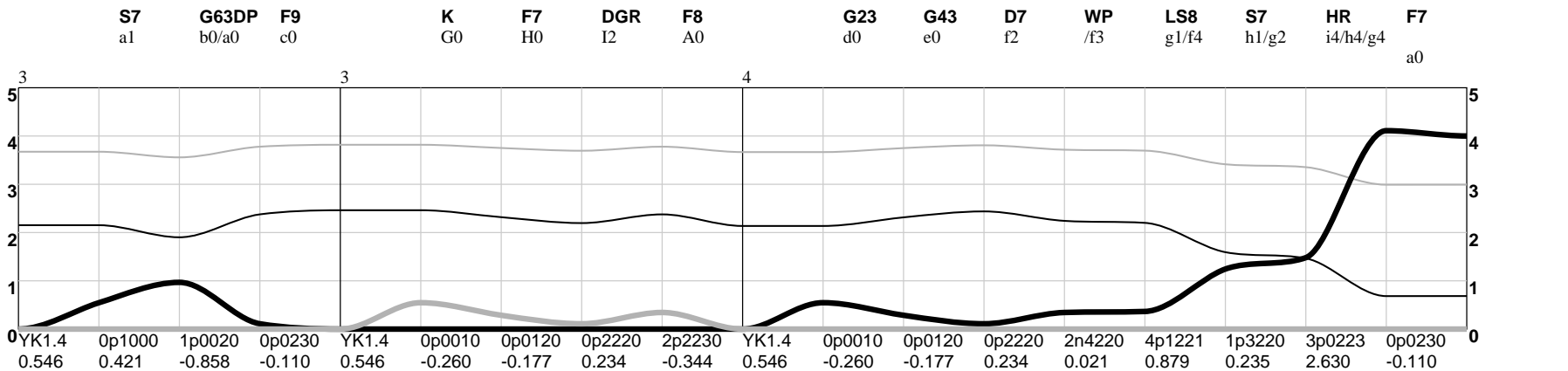
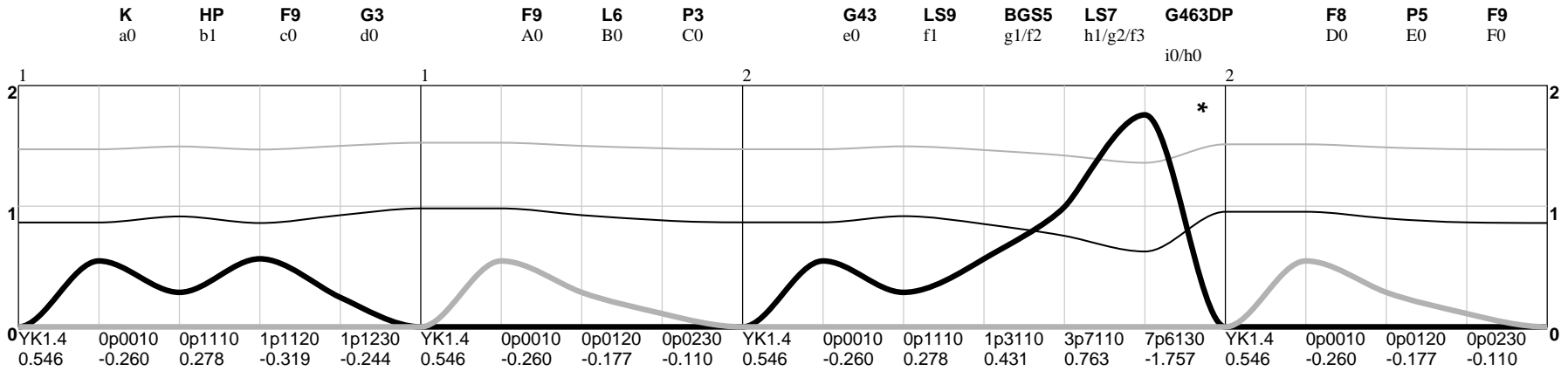
NYA vs BOS 2004 ALCS gm 5 10/18 (0) Mon



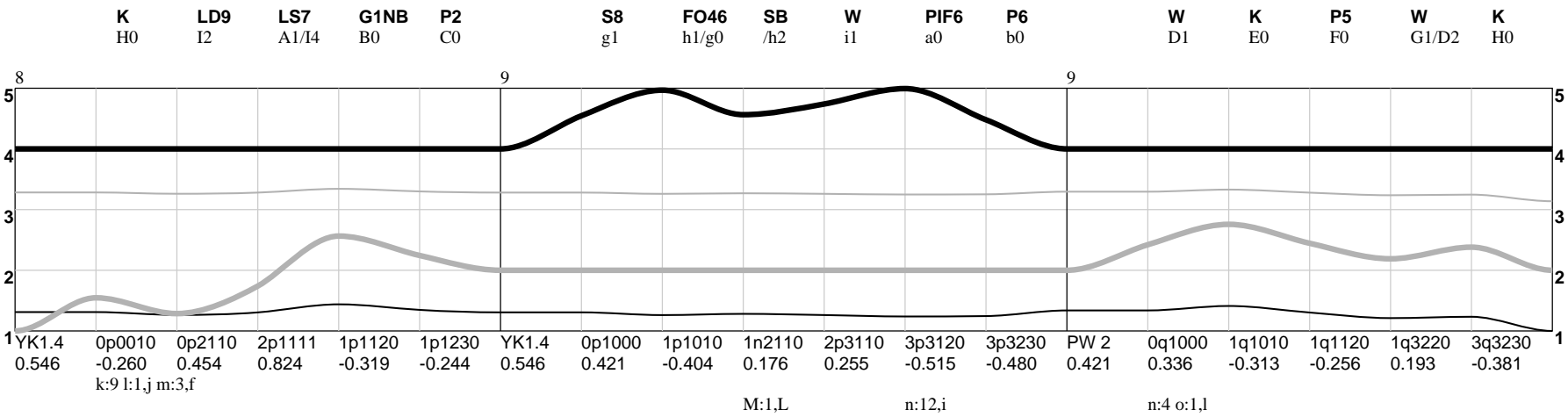
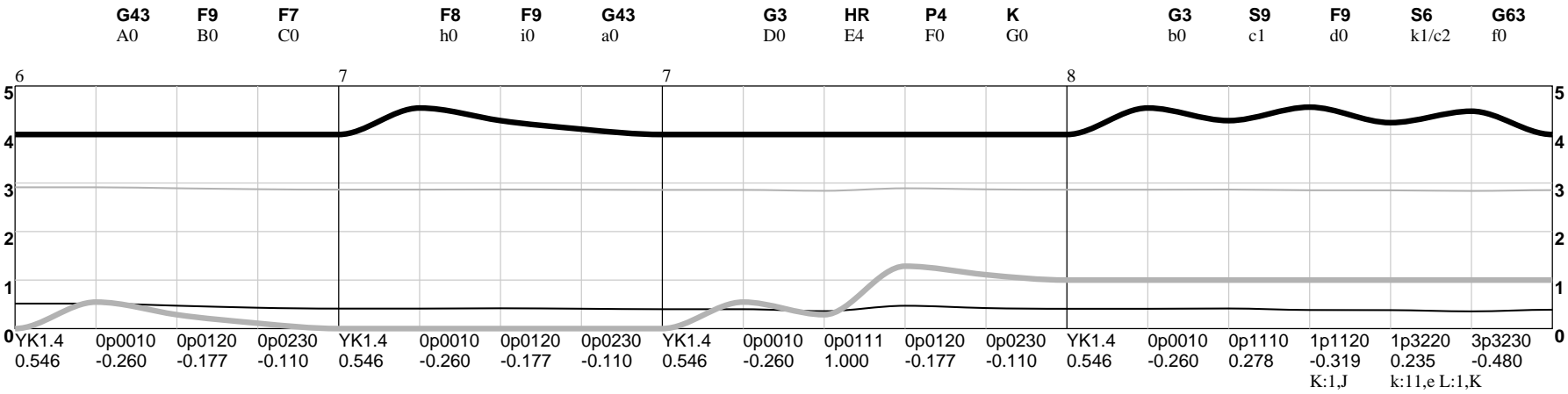
NYA vs BOS 2004 ALCS gm 5 10/18 (0) Mon



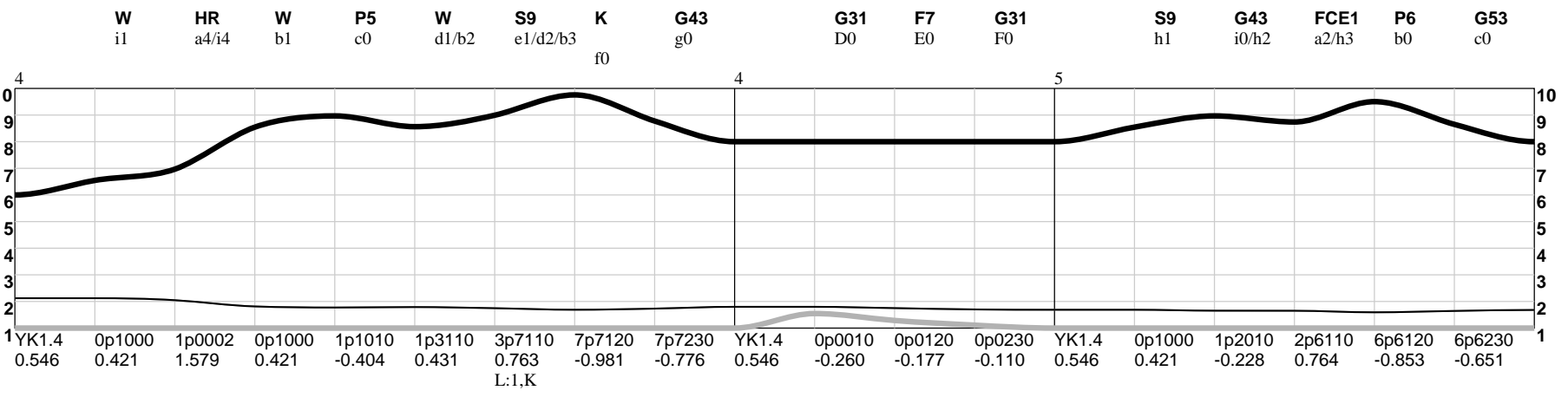
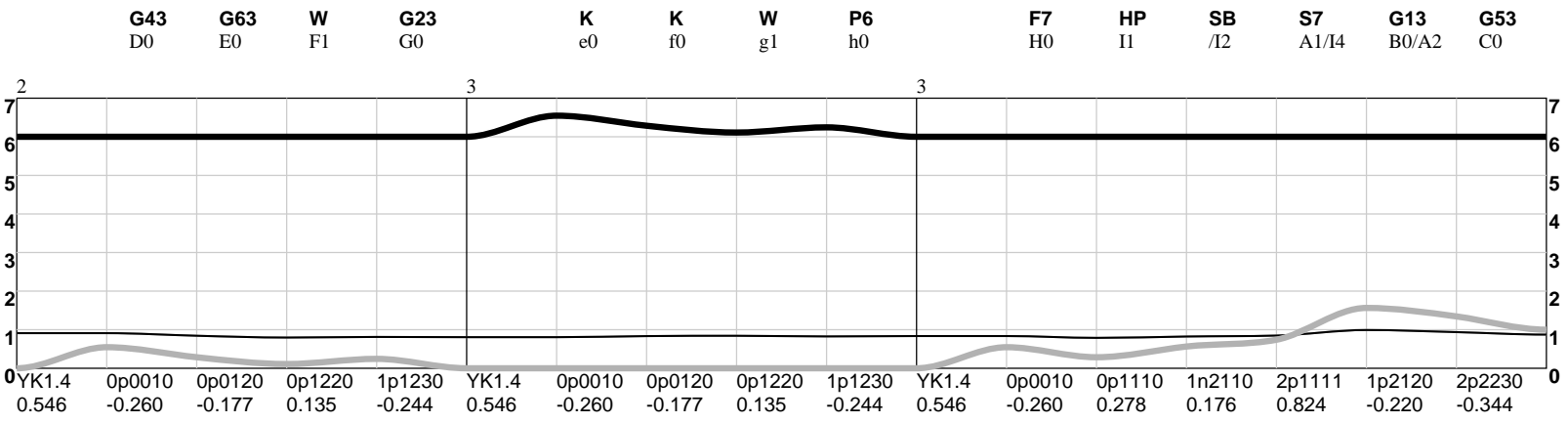
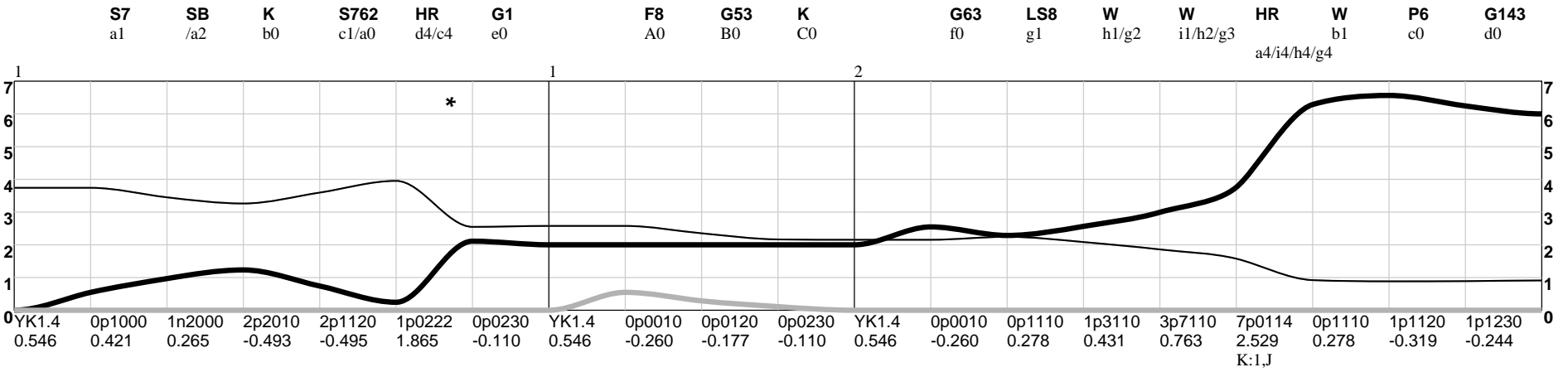
BOS vs NYA 2004 ALCS gm 6 10/19 (0) Tue



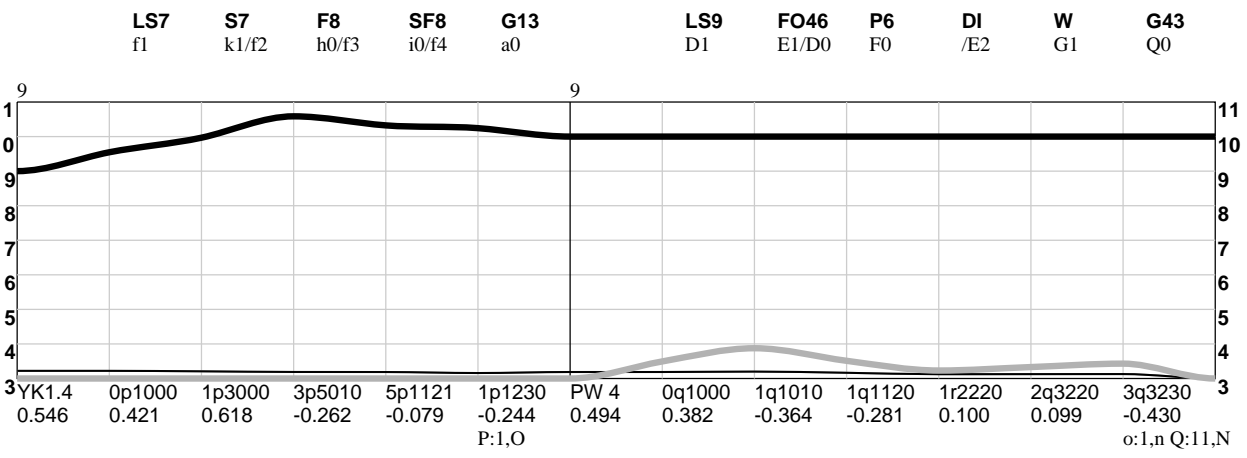
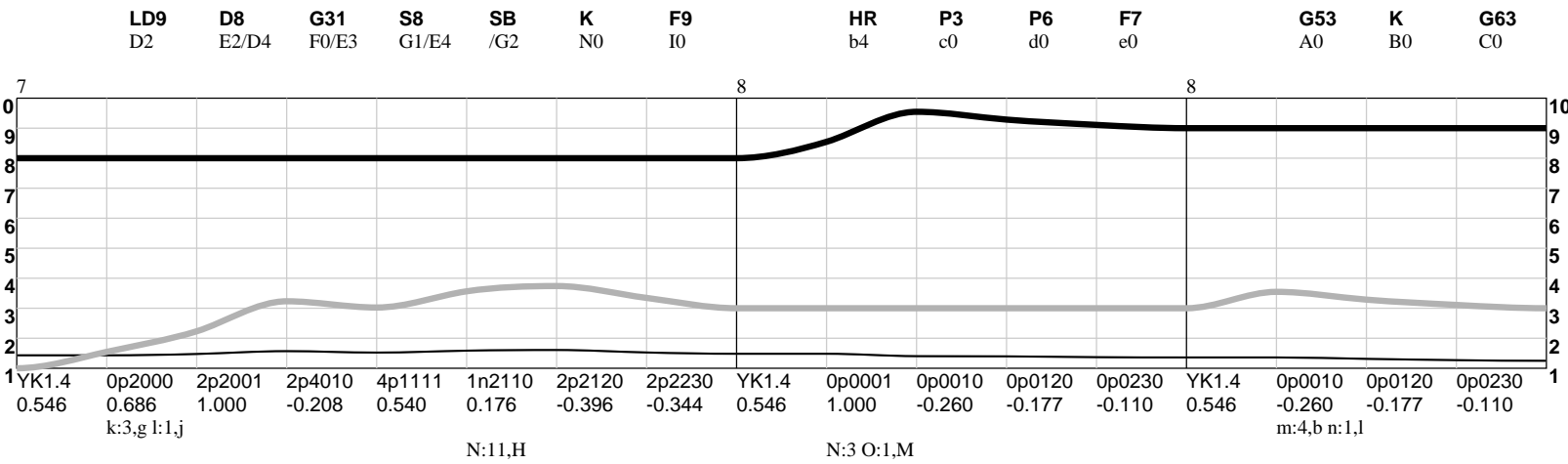
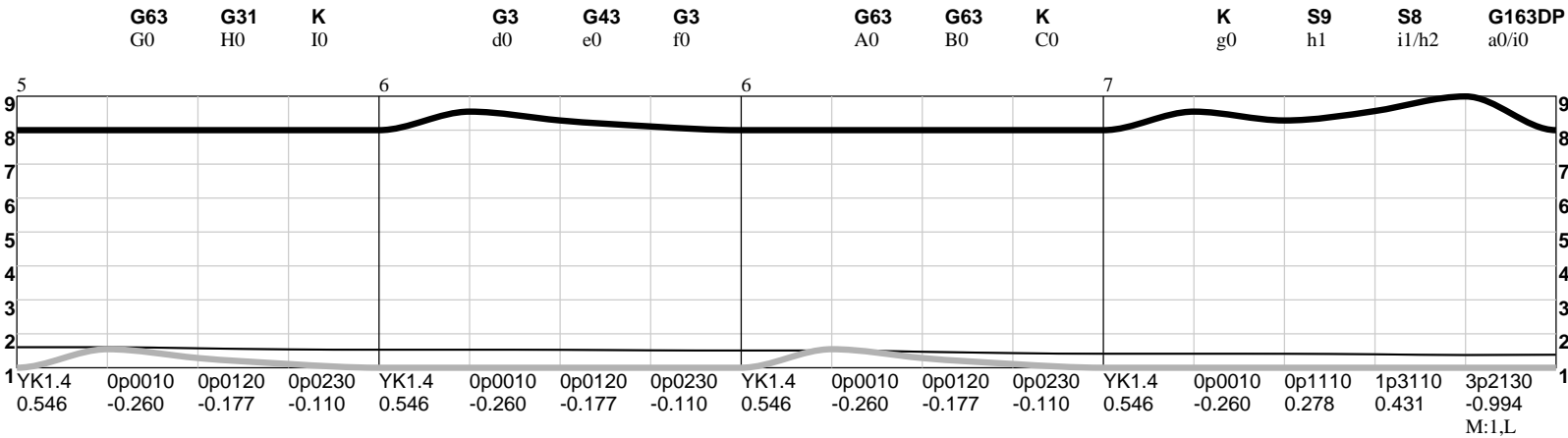
BOS vs NYA 2004 ALCS gm 6 10/19 (0) Tue



BOS vs NYA 2004 ALCS gm 7 10/20 (0) Wed



BOS vs NYA 2004 ALCS gm 7 10/20 (0) Wed



BOS vs NYA 2004 ALCS

BOS pa o br R ro xo nr lb								Game 1 pa o br r ro xo nr lb								NYA pa o br R ro xo nr lb							
36 27 10 7 26 1 9 2								78 51 29 17 49 2 27 10								42 24 19 10 23 1 18 8							
br/pa pa/3o r/3o nr/br lb/nr br/r								-5 +5 +1 T X !								-5 +5 +1 br/pa pa/3o r/3o nr/br lb/nr br/r							
0.28 4.00 0.78 0.90 0.22 1.43 1								4 3 200 5 2 3 9 4								0.45 5.25 1.25 0.95 0.44 1.90							

BOS Hitting — gm 1

#	st	ACR	ACW	R	PA	O	BR	player
a	8	-1.260	-0.721	-0.274	4.	4		Johnny Damon L
b	4	-0.233	-0.505	0.399	4.	3	1	Mark Bellhorn S
c	7	-0.311	-0.235	0.052	4.	3	1	Manny Ramirez R
d	10	+1.597	+1.065	2.080	4	2	2	David Ortiz L
e	3	+1.148	-0.519	1.491	4	3	1	Kevin Millar R
f	9	+0.425	-0.021	0.901	4.	3	1	Trot Nixon L
g	2	+1.726	+0.191	2.224	4	2	2	Jason Varitek S
h	6	-0.034	-0.139	0.402	4.	4	1	Orlando Cabrera R
i	5	-0.843	-0.695	-0.275	4-	3	1	Bill Mueller S

NYA Hitting — gm 1

#	st	ACR	ACW	R	PA	O	BR	player
A	6	+0.221	-0.181	1.048	5'	4	2	Derek Jeter R
B	5	-0.577	+0.173	0.049	5	3	2	Alex Rodriguez R
C	9	+1.203	+0.948	1.699	5'	1	4	Gary Sheffield R
D	7	+2.461	+1.710	3.327	5+	2	3	Hideki Matsui L
E	8	+1.836	+1.463	2.505	5'	3	2	Bernie Williams S
F	2	-0.553	-0.135	-0.094	5	4	1	Jorge Posada S
G	3	+0.023	-0.008	0.550	4	2	2	John Olerud L
H	4	-0.908	-0.074	-0.531	4	3	1	Miguel Cairo R
I	10	+1.135	+0.087	1.448	4'	2	2	Kenny Lofton L

BOS Pitching — gm 1

#	st	ACOR	ACW	R	PA	O	BR	player
j	1	+9.824	-0.830	6	17-	9	8	Curt Schilling R
k		-5.231	-0.018	0	4	3	2	Curt Leskanic R
l		-4.184	-0.009	0	5	3	2	Ramiro Mendoza R
m		+9.278	-0.142	2	6.	3	3	Tim Wakefield R
n		-5.231	-0.057	0	4	3	1	Alan Embree L
o		+13.929	-0.922	2.310	5,.	2	3	Mike Timlin R
p		-13.980	+0.003	-0.310	1	1		Keith Foulke R

NYA Pitching — gm 1

#	st	ACOR	ACW	R	PA	O	BR	player
J	1	-0.926	+0.352	3.201	24,+	20	4	Mike Mussina R
K		+33.615	-0.638	1.799	2	1	1	Tanyon Sturtze R
L		+13.929	-1.017	2.329	5,	2	3	Tom Gordon R
M		-6.980	+0.843	-0.329	5'	4	2	Mariano Rivera R

BOS pa o br R ro xo nr lb								Game 2 pa o br r ro xo nr lb								NYA pa o br R ro xo nr lb							
32 27 6 1 26 1 5 4								70 51 20 4 50 1 19 15								38 24 14 3 24 0 14 11							
br/pa pa/3o r/3o nr/br lb/nr br/r								-5 +5 +1 T X !								-5 +5 +1 br/pa pa/3o r/3o nr/br lb/nr br/r							
0.19 3.56 0.11 0.83 0.80 6.00 1								1 1 1 195 6 3 5 2 2								0.37 4.75 0.38 1.00 0.79 4.67							

BOS Hitting — gm 2

#	st	ACR	ACW	R	PA	O	BR	player
a	8	-1.252	-1.506	-0.454	4.	4		Johnny Damon L
b	4	-0.970	-1.195	-0.255	4.	4		Mark Bellhorn S
c	7	-0.188	-0.600	0.542	4	3	1	Manny Ramirez R
d	10	+0.134	+0.232	0.609	4	3	2	David Ortiz L
e	3	-1.511	-1.697	-0.873	4-	4		Kevin Millar R
f	9	-0.225	-0.963	0.365	3	2	1	Trot Nixon L
g	2	+1.011	+0.322	1.086	3	2	1	Jason Varitek S
h	6	-0.071	+0.407	0.276	3.	2	1	Orlando Cabrera R
i	5	-1.223	-1.336	-0.296	3.	3		Bill Mueller S

NYA Hitting — gm 2

#	st	ACR	ACW	R	PA	O	BR	player
A	6	+0.030	+0.104	0.734	5'	3	2	Derek Jeter R
B	5	-0.756	+0.079	-0.394	5	3	2	Alex Rodriguez R
C	9	+0.590	+0.458	1.005	4'	2	2	Gary Sheffield R
D	7	-0.827	-0.936	-0.389	4	3	1	Hideki Matsui L
E	8	-1.451	-0.884	-0.781	4	4		Bernie Williams S
F	2	+0.681	+0.342	1.069	4'	1	3	Jorge Posada S
G	3	+0.697	+0.611	1.234	4+	3	1	John Olerud L
H	4	+0.226	+0.208	0.595	4'	2	2	Miguel Cairo R
I	10	-0.466	+0.202	-0.072	4	3	1	Kenny Lofton L

BOS Pitching — gm 2

#	st	ACOR	ACW	R	PA	O	BR	player
j	1	-0.394	-0.058	3	27-	18	9	Pedro Martinez R
k		-3.854	-0.085	0.171	3,.	2	1	Mike Timlin R
l		-2.172	-0.111	0.106	4,.	2	2	Alan Embree L
m		-5.398	-0.045	-0.278	4	2	2	Keith Foulke R

NYA Pitching — gm 2

#	st	ACOR	ACW	R	PA	O	BR	player
J	1	-5.430	+0.841	0.508	24,+	21	4	Jon Lieber R
K		+5.074	-0.185	0.747	3,	2	1	Tom Gordon R
L		-6.980	+0.830	-0.255	5'	4	1	Mariano Rivera R

BOS vs NYA 2004 ALCS

BOS							Game 3							NYA									
pa	o	br	R	ro	xo	nr	lb	pa	o	br	r	ro	xo	nr	lb	pa	o	br	R	ro	xo	nr	lb
44	27	18	8	26	1	17	9	97	54	46	27	51	3	43	16	53	27	28	19	25	2	26	7
br/pa	pa/3o	r/3o	nr/br	lb/nr	br/r	-5	+5	+1	T	X	!	-5	+5	+1	br/pa	pa/3o	r/3o	nr/br	lb/nr	br/r			
0.41	4.89	0.89	0.94	0.53	2.25	2	7	3	260	19	7	3	15	12	0.53	5.89	2.11	0.93	0.27	1.47			

BOS Hitting — gm 3

#	st	ACR	ACW	R	PA	O	BR	player
A	8	-0.505	+1.031	-0.012	5.	4	1	Johnny Damon L
B	4	-0.821	-0.064	-0.018	5-	4	1	Mark Bellhorn S
C	7	+0.676	+2.716	1.238	5.	3	3	Manny Ramirez R
D	10	-0.042	-1.025	0.296	5.	3	2	David Ortiz L
E	2	+1.520	+0.831	1.919	4	1	3	Jason Varitek S
F	9	+1.154	+1.742	2.025	5.	3	2	Trot Nixon L
G	3	-0.271	+1.027	0.291	5.	4	1	Kevin Millar R
H	5	+0.224	+1.202	0.665	5.	3	3	Bill Mueller S
I	6	+1.349	+1.971	1.597	4.	1	2	Orlando Cabrera R
P	E	-0.997	-0.089	0	1.	1		Doug Mirabelli R

NYA Hitting — gm 3

#	st	ACR	ACW	R	PA	O	BR	player
a	6	-0.224	-0.283	0.258	6	4	3	Derek Jeter R
b	5	+2.284	+5.049	3.703	6		4	Alex Rodriguez R
c	9	+2.970	+3.470	4.504	6		1 5	Gary Sheffield R
d	7	+3.730	+3.143	5.546	6+		1 5	Hideki Matsui L
e	8	+1.945	+0.848	3.093	6		4 4	Bernie Williams S
f	2	+0.306	-0.413	1.042	6		3 3	Jorge Posada S
g	10	+0.697	+0.637	1.608	6		4 2	Ruben Sierra S
h	3	-1.442	-0.718	-0.963	4		4	John Olerud L
i	4	-0.028	+0.942	0.886	5		4 2	Miguel Cairo R
l	h	-2.650	-0.002	-0.676	2		2	Tony Clark S
n	c;	+0.000						Bubba Crosby L

BOS Pitching — gm 3

#	st	ACOR	ACW	R	PA	O	BR	player
J	1	+12.791	-3.645	5.644	13,-	6	8	Bronson Arroyo R
K		+2.703	-1.233	0.895	5,.	3	2	Ramiro Mendoza R
L		+26.648	-4.693	3.060	4,.	1	3	Curt Leskanic R
M		+4.699	-0.273	3.864	17,.	10	7	Tim Wakefield R
N		+33.018	-0.186	3.537	4.	1	3	Alan Embree L
O		+3.297	-0.032	2	10.	6	5	Mike Myers L

NYA Pitching — gm 3

#	st	ACOR	ACW	R	PA	O	BR	player
j	1	+8.428	-2.447	4	13'	6	7	Kevin Brown R
k		+2.777	-0.716	4	20,+	13	8	Javier Vazquez R
m		-4.745	+0.074	0	7'	5	2	Paul Quantrill R
o		-4.728	+0.157	0	4'	3	1	Tom Gordon R

BOS							Game 4							NYA									
pa	o	br	R	ro	xo	nr	lb	pa	o	br	r	ro	xo	nr	lb	pa	o	br	R	ro	xo	nr	lb
49	33	17	6	32	1	16	10	103	69	36	10	67	2	34	24	54	36	19	4	35	1	18	14
br/pa	pa/3o	r/3o	nr/br	lb/nr	br/r	-5	+5	+1	T	X	!	-5	+5	+1	br/pa	pa/3o	r/3o	nr/br	lb/nr	br/r			
0.35	4.45	0.55	0.94	0.62	2.83	3	4	2	302	43	14	4	5	1	0.35	4.50	0.33	0.95	0.78	4.75			

BOS Hitting — gm 4

#	st	ACR	ACW	R	PA	O	BR	player
A	8	-0.418	-1.874	0.341	6	3	2	Johnny Damon L
B	6	-0.215	-0.184	0.316	6	5	1	Orlando Cabrera R
C	7	+0.741	+4.769	1.456	6'	1	5	Manny Ramirez R
D	10	+1.622	-0.780	3.047	6+	3	3	David Ortiz L
E	2	-1.324	-5.021	-0.990	5	5		Jason Varitek S
F	9	-0.972	-5.220	-0.266	5	5		Trot Nixon L
G	3	+0.811	+6.484	1.235	4'	3	3	Kevin Millar R
H	5	-0.156	+1.285	0.392	5	2	2	Bill Mueller S
I	4	-0.191	-0.564	0.286	3'	3	1	Mark Bellhorn S
M	G,	+0.000		0.225				Dave Roberts L
N	I:	-0.448	-2.917	-0.043	2	2		Doug Mientkiewicz L
O	G-	-0.316	+0.142	0	1	1		Pokey Reese R

NYA Hitting — gm 4

#	st	ACR	ACW	R	PA	O	BR	player
a	6	-0.810	-2.236	-0.346	6.	4	2	Derek Jeter R
b	5	+0.660	+2.086	1.725	6	4	2	Alex Rodriguez R
c	9	-0.786	-1.584	-0.330	6.	5	1	Gary Sheffield R
d	7	+0.666	+1.607	1.728	6	4	3	Hideki Matsui L
e	8	-1.218	-5.334	-0.905	6-	6	1	Bernie Williams S
f	2	+0.177	+3.180	1.022	6	2	4	Jorge Posada S
g	10	-0.559	-1.589	-0.270	6.	3	2	Ruben Sierra S
h	3	+0.067	+0.938	0.960	6	4	2	Tony Clark S
i	4	-0.206	+0.631	0.416	6.	4	2	Miguel Cairo R

BOS Pitching — gm 4

#	st	ACOR	ACW	R	PA	O	BR	player
J	1	-0.760	-0.471	2.729	22,	16	6	Derek Lowe R
K		+4.963	-2.910	1.559	8,	3	6	Mike Timlin R
L		-6.607	+2.521	-0.289	10+	8	2	Keith Foulke R
P		-3.153	+1.101	0.407	8,'	5	3	Alan Embree L
Q		+12.927	-13.217	0.374	1,		1	Mike Myers L
R		-10.624	+6.941	-0.781	5'	4	1	Curt Leskanic R

NYA Pitching — gm 4

#	st	ACOR	ACW	R	PA	O	BR	player
j	1	+0.254	-0.767	3	23-	15	8	Orlando Hernandez R
k		-7.269	+4.766	0	6	6	1	Tanyon Sturtze R
l		+0.183	-1.593	1	11.	6	5	Mariano Rivera R
m		-3.428	+2.766	0	7	6	1	Tom Gordon R
n		+32.296	-8.569	2	2.		2	Paul Quantrill R

BOS vs NYA 2004 ALCS

BOS pa o br R ro xo nr lb							Game 5 pa o br r ro xo nr lb							NYA pa o br R ro xo nr lb									
58	41	21	5	37	4	17	12	122	83	44	9	78	5	39	30	64	42	23	4	41	1	22	18

br/pa pa/3o r/3o nr/br lb/nr br/r							-5 +5 +1			T X !			-5 +5 +1			br/pa pa/3o r/3o nr/br lb/nr br/r						
0.36	4.24	0.37	0.81	0.71	4.20	4	4	8	2	349	47	13	8	4	2	0.36	4.57	0.29	0.96	0.82	5.75	

BOS Hitting — gm 5

#	st	ACR	ACW	R	PA	O	BR	player
A	8	-0.740	-1.177	-0.287	7	6	2	Johnny Damon L
B	6	+0.003	-2.631	0.738	7	6	3	Orlando Cabrera R
C	7	-0.228	-2.084	0.376	7	5	3	Manny Ramirez R
D	10	+0.904	+7.153	2.193	7+	4	4	David Ortiz L
E	3	+1.280	+4.718	1.513	4		3	Kevin Millar R
F	9	-0.760	+3.923	-0.243	4	2	1	Trot Nixon L
G	2	-0.246	-3.845	0.260	6	5	1	Jason Varitek S
H	5	-0.929	-0.641	-0.569	6	5	1	Bill Mueller S
I	4	-0.063	+0.836	0.785	6	5	2	Mark Bellhorn S
M E,		+0.000						Dave Roberts L
N F;		-0.612	-3.935	-0.105	2	2		Gabe Kapler R
O E-		+0.445	+4.518	0.340	2	1	1	Doug Mientkiewicz L

NYA Hitting — gm 5

#	st	ACR	ACW	R	PA	O	BR	player
a	6	+0.297	+3.762	1.845	8	7	1	Derek Jeter R
b	5	-0.297	-1.450	0.437	7.	5	3	Alex Rodriguez R
c	9	-0.213	+1.364	0.427	7.	4	4	Gary Sheffield R
d	7	-1.141	-5.112	-1.137	7-	5	1	Hideki Matsui L
e	8	-0.251	-1.399	0.857	7	5	2	Bernie Williams S
f	2	-0.061	-0.567	0.713	7	4	3	Jorge Posada S
g	10	+0.429	-0.424	1.209	7	3	5	Ruben Sierra S
h	3	-1.138	-0.186	-0.990	7.	5	1	Tony Clark S
i	4	-0.083	-1.197	0.638	7	4	3	Miguel Cairo R

BOS Pitching — gm 5

#	st	ACOR	ACW	R	PA	O	BR	player
J	1	+0.720	-1.179	4	31	18	14	Pedro Martinez R
K		-2.814	-0.673	0.496	8,	5	3	Mike Timlin R
L		-7.152	+2.768	-0.496	6,	4	2	Keith Foulke R
P		-7.269	+3.227	0	3,	3		Bronson Arroyo R
Q		-10.400	+4.844	0	1,	1		Mike Myers L
R		-3.803	+1.613	0	3,	2	1	Alan Embree L
S		-5.452	+2.421	0	12+	9	3	Tim Wakefield R

NYA Pitching — gm 5

#	st	ACOR	ACW	R	PA	O	BR	player
j	1	-1.084	-0.131	2.789	27,-	18	9	Mike Mussina R
k		-4.747	+3.227	-0.018	2,	1	1	Tanyon Sturtze R
l		+12.446	-12.502	1.708	4.,	2	3	Tom Gordon R
m		-7.384	+3.729	-0.478	6	6	1	Mariano Rivera R
n		+3.013	-2.157	0.340	2.,	1	1	Felix Heredia L
o		-2.152	+1.806	-0.024	5,	3	2	Paul Quantrill R
p		-1.413	+1.406	0.684	12	10	4	Esteban Loaiza R

BOS pa o br R ro xo nr lb							Game 6 pa o br r ro xo nr lb							NYA pa o br R ro xo nr lb									
38	27	13	4	25	2	11	7	73	54	21	6	52	2	19	13	35	27	8	2	27	0	8	6

br/pa pa/3o r/3o nr/br lb/nr br/r							-5 +5 +1			T X !			-5 +5 +1			br/pa pa/3o r/3o nr/br lb/nr br/r						
0.34	4.22	0.44	0.85	0.64	3.25	3	3	3	1	230	13	5	2	3	1	0.23	3.89	0.22	1.00	0.75	4.00	

BOS Hitting — gm 6

#	st	ACR	ACW	R	PA	O	BR	player
a	8	-0.488	+0.477	0.037	5	5	1	Johnny Damon L
b	5	-1.345	-1.588	-0.555	5	4	1	Bill Mueller S
c	7	-0.349	-1.123	0.135	4	3	1	Manny Ramirez R
d	10	-0.993	-1.502	-0.366	4	4		David Ortiz L
e	9	-0.988	-1.631	0	3	3		Trot Nixon L
f	3	-0.131	+1.640	0.174	4	2	2	Kevin Millar R
g	2	+1.725	+4.191	1.927	4+	2	3	Jason Varitek S
h	6	+0.542	+2.030	0.966	4	2	2	Orlando Cabrera R
i	4	+1.012	-0.651	1.392	4	2	2	Mark Bellhorn S
k e:		+1.001	+0.276	0.290	1		1	Gabe Kapler R
m f-		+0.000						Doug Mientkiewicz L
n i;		+0.000						Pokey Reese R

NYA Hitting — gm 6

#	st	ACR	ACW	R	PA	O	BR	player
A	6	-0.043	-1.463	0.594	4	3	1	Derek Jeter R
B	5	-0.267	-0.759	0.247	4.	3	1	Alex Rodriguez R
C	9	+0.165	+0.075	0.571	4	3	1	Gary Sheffield R
D	7	-0.825	-0.990	-0.068	4.	3	1	Hideki Matsui L
E	8	+0.177	-0.724	0.709	4	3	1	Bernie Williams S
F	2	-1.269	-0.759	-0.749	4-	4		Jorge Posada S
G	10	-0.465	-0.780	0.234	4.	3	1	Ruben Sierra S
H	3	-1.058	-1.528	-0.340	4.	4		Tony Clark S
I	4	+0.820	+1.291	0.801	3	1	2	Miguel Cairo R

BOS Pitching — gm 6

#	st	ACOR	ACW	R	PA	O	BR	player
j	1	-4.326	+0.786	1	25+	21	4	Curt Schilling R
l		+3.474	+0.012	1	5	3	2	Bronson Arroyo R
o		-3.227	+0.828	0	5	3	2	Keith Foulke R

NYA Pitching — gm 6

#	st	ACOR	ACW	R	PA	O	BR	player
J	1	+0.246	-0.324	4.366	30,-	22	10	Jon Lieber R
K		-12.234	-0.028	-0.231	1,	1		Felix Heredia L
L		-2.172	-0.062	0.143	4,	2	2	Paul Quantrill R
M		-7.198	+0.258	-0.278	3	2	1	Tanyon Sturtze R

BOS vs NYA 2004 ALCS

BOS pa o br R ro xo nr lb							Game 7 pa o br r ro xo nr lb							NYA pa o br R ro xo nr lb									
46	27	20	10	26	1	19	9	81	54	28	13	53	1	27	14	35	27	8	3	27	0	8	5
br/pa	pa/3o	r/3o	nr/br	lb/nr	br/r	-5	+5	+1	T	X	!	-5	+5	+1	br/pa	pa/3o	r/3o	nr/br	lb/nr	br/r			
0.43	5.11	1.11	0.95	0.47	2.00	5	8	4	211	9	4	0	4	1	0.23	3.89	0.33	1.00	0.62	2.67			

BOS Hitting — gm 7

#	st	ACR	ACW	R	PA	O	BR	player
a	8	+3.063	+1.658	4.910	6+	3	4	Johnny Damon L
b	4	+0.301	-0.683	0.796	5'	2	3	Mark Bellhorn S
c	7	-1.812	-1.009	-1.619	5	4		Manny Ramirez R
d	10	+1.374	+3.318	2.275	5'	3	2	David Ortiz L
e	2	+0.091	-0.009	0.767	5'	4	1	Jason Varitek S
f	9	-0.942	-0.201	-0.415	5	4	1	Trot Nixon L
g	3	-0.663	+0.305	-0.169	4	2	2	Kevin Millar R
h	5	+0.530	+0.431	0.983	5'	2	3	Bill Mueller S
i	6	+1.113	+0.605	1.767	5'	3	3	Orlando Cabrera R
k	g	+2.631	+0.103	0.705	1'		1	Doug Mientkiewicz L
m	b	+0.000						Pokey Reese R

BOS Pitching — gm 7

#	st	ACOR	ACW	R	PA	O	BR	player
j	1	-4.154	+0.285	1	21+	18	3	Derek Lowe R
l		+9.278	-0.043	2	6	3	3	Pedro Martinez R
n		-3.337	+0.125	0.381	7,	5	2	Mike Timlin R
o		-16.476	+0.689	-0.381	1'		1	Alan Embree L

BOS Hitting — RS

ACR	ACW	PA	BR	/pa	w	l	player
+0.369	+0.763	663>	267	0.40	14	8	Manny Ramirez R
+0.287	+0.359	167	66	0.40		1	Trot Nixon L
+0.286	+0.435	669	253	0.38	19	3	David Ortiz L
+0.263	+0.475	182	70	0.38	6		Doug Mirabelli R
+0.230	+0.525	702	275	0.39	13	5	Johnny Damon L
+0.220	+0.613	620	236	0.38	8	3	Mark Bellhorn S
+0.137	+0.371	588	230	0.39	8	5	Kevin Millar R
+0.116	+0.065	536	211	0.39	8	13	Jason Varitek S
+0.019	+0.242	460	167	0.36	3	1	Bill Mueller S
-0.076	+0.099	248	79	0.32	1	3	Orlando Cabrera R
-0.154	-0.049	101	33	0.33	2		Dave Roberts L
-0.198	-0.317	310	97	0.31	5	6	Gabe Kapler R
-0.227	-0.074	268	78	0.29	4	2	Pokey Reese R
-0.234	-0.132	119	33	0.28	1		Doug Mientkiewicz L

BOS RS hitting vs L R

player	LACR	Lpa	RACR	Rpa
Jason Varitek S	+0.381	155	-0.019	381
Manny Ramirez R	+0.613	202	+0.258	461
Orlando Cabrera R	+0.132	79	-0.195	169
Gabe Kapler R	-0.049	132	-0.335	178
Mark Bellhorn S	+0.378	204	+0.104	416
Doug Mirabelli R	+0.419	53	+0.179	129
Pokey Reese R	-0.147	91	-0.273	177
Doug Mientkiewicz L	-0.235	32	-0.236	87
Kevin Millar R	+0.049	176	+0.165	412
Johnny Damon L	+0.081	245	+0.277	457
Bill Mueller S	-0.144	146	+0.067	314
David Ortiz L	+0.060	219	+0.387	450
Dave Roberts L	-0.733	20	-0.020	81
Trot Nixon L	-0.444	16	+0.332	151

NYA Hitting — gm 7

#	st	ACR	ACW	R	PA	O	BR	player
A	6	+0.046	-0.396	0.883	4.	3	1	Derek Jeter R
B	5	-0.798	-0.636	-0.161	4.	4		Alex Rodriguez R
C	9	-0.716	-0.189	-0.234	4-	4		Gary Sheffield R
D	7	+0.583	-0.111	1.272	4	3	2	Hideki Matsui L
E	8	+0.407	-0.073	0.940	4.	2	1	Bernie Williams S
F	2	-0.493	-0.104	-0.052	4.	3	1	Jorge Posada S
G	10	+0.330	+0.026	0.763	4.	2	2	Kenny Lofton L
H	3	-0.929	-0.256	0	2.	2		Tony Clark S
I	4	+0.000	-0.008	0.279	3.	2	1	Miguel Cairo R
N	H:	-1.686	-0.420	-0.308	1.	1		John Olerud L
Q	H:	-1.831	-0.689	-0.381	1.	1		Ruben Sierra S

NYA Pitching — gm 7

#	st	ACOR	ACW	R	PA	O	BR	player
J	1	+11.336	-2.011	3.559	9.,	4	5	Kevin Brown R
K		+12.209	-0.524	5.208	13,-	6	7	Javier Vazquez R
L		-4.483	-0.008	0.059	14,	9	5	Esteban Loaiza R
M		-38.083	+0.047	-0.826	1	2		Felix Heredia L
O		+5.513	-0.119	2.135	8.,	5	3	Tom Gordon R
P		-9.359	+0.161	-0.135	1	1		Mariano Rivera R

NYA Hitting — RS

ACR	ACW	PA	BR	/pa	w	l	player
+0.260	+0.594	680	269	0.40	15	7	Hideki Matsui L
+0.259	+0.814	684>	274	0.40	13	2	Gary Sheffield R
+0.174	+0.460	698	274	0.39	14	7	Alex Rodriguez R
+0.161	+0.301	547	223	0.41	9	12	Jorge Posada S
+0.114	+0.477	721	261	0.36	16	7	Derek Jeter R
+0.080	+0.535	283	88	0.31	2	3	Tony Clark S
+0.052	+0.199	408	144	0.35	4	3	Miguel Cairo R
+0.052	+0.257	188	67	0.36	2	2	John Olerud L
+0.038	+0.286	338	99	0.29	4	2	Ruben Sierra S
-0.009	-0.066	651	239	0.37	10	6	Bernie Williams S
-0.014	+0.510	313	115	0.37	1	3	Kenny Lofton L
-0.355	+0.047	58	11	0.19			Bubba Crosby L

NYA RS hitting vs L R

player	LACR	Lpa	RACR	Rpa
Bernie Williams S	+0.194	198	-0.103	453
Miguel Cairo R	+0.222	141	-0.066	267
Kenny Lofton L	+0.160	31	-0.037	282
Alex Rodriguez R	+0.269	161	+0.114	537
Gary Sheffield R	+0.364	168	+0.214	516
Jorge Posada S	+0.232	169	+0.127	378
Derek Jeter R	+0.146	172	+0.061	549
John Olerud L	+0.099	43	+0.041	145
Hideki Matsui L	+0.111	218	+0.312	462
Ruben Sierra S	-0.102	148	+0.132	190
Tony Clark S	-0.273	99	+0.246	184
Bubba Crosby L	-0.879	20	-0.088	38

BOS vs NYA 2004 ALCS

BOS 2004 ERD probabilities

player	%	-5	-2	-0	+0	+2	+5	+1	si
Manny Ramirez R	7	38	58	42	35	17	11	39	
Mark Bellhorn S	5	38	59	40	34	15	8	30	
Kevin Millar R	7	40	59	41	34	15	7	28	
Jason Varitek S	8	40	58	41	33	15	8	31	
Trot Nixon L	8	43	61	39	35	16	8	32	
David Ortiz L	8	42	59	40	34	17	11	39	
Doug Mirabelli R	8	43	61	39	34	18	9	37	
Johnny Damon L	6	44	57	42	34	14	7	28	
Bill Mueller S	7	43	61	39	32	12	5	22	
Orlando Cabrera R	7	40	64	36	29	13	5	23	
Gabe Kapler R	11	48	65	34	28	12	5	22	
Pokey Reese R	8	47	67	32	24	10	7	23	

BOS 2004 Baserunning

player	BCR	PA
Bill Mueller S	+0.591	374
Gabe Kapler R	+0.417	233
Curt Schilling R	+0.345	3
Dave Roberts L	+0.309	88
Orlando Cabrera R	+0.230	191
Doug Mirabelli R	+0.174	132
Johnny Damon L	+0.162	606
Pokey Reese R	+0.063	161
Doug Mientkiewicz L	+0.029	89
Mark Bellhorn S	-0.030	513
Manny Ramirez R	-0.108	499
Trot Nixon L	-0.176	141
Jason Varitek S	-0.179	424
David Ortiz L	-0.199	468
Kevin Millar R	-0.231	405
Bronson Arroyo R	-2.088	2
Pedro Martinez R	-2.317	1

BOS 2004 Catching

player	FCOR	PA
Doug Mirabelli R	-0.647	1658
Jason Varitek S	-0.262	5093

BOS 2004 Infielding

player	FCOR	PA
David Ortiz L	-0.923	1160
Orlando Cabrera R	-0.579	2651
Bill Mueller S	-0.431	4599
Doug Mientkiewicz L	-0.374	1329
Mark Bellhorn S	-0.342	5523
Kevin Millar R	-0.300	2571
Pokey Reese R	-0.249	2929

BOS 2004 Outfielding

player	FCOR	PA
Dave Roberts L	-1.083	865
Johnny Damon L	-0.475	5962
Trot Nixon L	-0.475	1822
Manny Ramirez R	-0.315	5261
Kevin Millar R	-0.134	2370
Gabe Kapler R	-0.118	3278

NYA 2004 ERD probabilities

player	%	-5	-2	-0	+0	+2	+5	+1	si
Gary Sheffield R	7	39	58	42	34	15	9	34	
Alex Rodriguez R	8	37	57	43	33	14	7	28	
Hideki Matsui L	8	41	58	42	36	18	9	36	
Jorge Posada S	11	41	58	41	34	13	8	30	
Miguel Cairo R	6	38	62	38	31	10	5	21	
Kenny Lofton L	7	43	59	40	33	11	4	19	
Derek Jeter R	6	42	61	39	32	14	7	28	
John Olerud L	7	41	63	36	30	13	6	25	
Bernie Williams S	9	44	62	38	32	14	7	27	
Tony Clark S	8	47	68	32	28	15	9	32	
Ruben Sierra S	7	48	67	33	26	13	10	32	

NYA 2004 Baserunning

player	BCR	PA
Javier Vazquez R	+3.408	1
Gary Sheffield R	+0.214	514
Derek Jeter R	+0.212	529
Tony Clark S	+0.084	148
Bernie Williams S	+0.069	494
Alex Rodriguez R	+0.034	552
Hideki Matsui L	+0.030	547
Kenny Lofton L	-0.060	246
Miguel Cairo R	-0.103	308
John Olerud L	-0.233	130
Jorge Posada S	-0.297	441
Bubba Crosby L	-0.306	47
Ruben Sierra S	-0.362	180
Jon Lieber R	-2.426	1
Tanyon Sturtze R	-3.805	1

NYA 2004 Catching

player	FCOR	PA
Jorge Posada S	-0.327	5228

NYA 2004 Infielding

player	FCOR	PA
Alex Rodriguez R	-0.437	6342
Miguel Cairo R	-0.353	4479
Tony Clark S	-0.344	2903
Derek Jeter R	-0.311	6272
John Olerud L	-0.237	2015
Gary Sheffield R	+1.308	8

NYA 2004 Outfielding

player	FCOR	PA
Ruben Sierra S	-1.104	750
Bubba Crosby L	-0.571	652
Gary Sheffield R	-0.367	5569
Hideki Matsui L	-0.351	6520
Bernie Williams S	-0.297	4054
Kenny Lofton L	-0.062	2588

BOS vs NYA 2004 ALCS

BOS Pitching — RS

ACOR	ACW	PA	O	pa/3	w	l	cg	player
-2.306	-0.012	333	249	4.01	2			Keith Foulke R
-1.950	+0.385	119	92	3.88	2			Ramiro Mendoza R
-1.823	+0.124	910>	680	4.01	24	6	3	Curt Schilling R
-1.039	-0.716	119	83	4.30	1			Curt Leskanic R
-0.986	-0.029	903	651	4.16	19	12	1	Pedro Martinez R
-0.744	+0.235	217	157	4.15	2	1		Alan Embree L
-0.217	-0.033	320	229	4.19	1	4		Mike Timlin R
-0.120	-0.329	764	536	4.28	14	8		Bronson Arroyo R
+0.655	-0.149	66	45	4.40				Mike Myers L
+0.766	-0.461	831	565	4.41	14	14		Tim Wakefield R
+1.459	-0.453	839	548	4.59	16	15		Derek Lowe R

BOS 2004 ERD probabilities

player	%	-.5	-.2	-0	+0	+2	+5	+1	si
Keith Foulke R	7	43	71	29	19	8	4	16	
Alan Embree L	7	40	66	34	28	10	6	22	
Mike Timlin R	9	45	65	35	26	13	7	28	
Pedro Martinez R	6	45	68	32	26	11	6	22	
Curt Schilling R	5	45	71	29	24	11	5	21	
Bronson Arroyo R	6	43	66	34	29	12	7	25	
Derek Lowe R	7	42	60	40	31	14	6	26	
Tim Wakefield R	5	41	60	40	31	13	6	26	

BOS Hitting — PS

ACR	ACW	PA	BR	/pa	w	l	player
+0.854	+1.835	68>	34	0.50	4	0	David Ortiz L
+0.317	-0.257	69	25	0.36	1	0	Orlando Cabrera R
+0.271	-0.423	10	4	0.40			Doug Mientkiewicz L
+0.238	+0.496	71	30	0.42	1	0	Manny Ramirez R
+0.185	+0.056	61	21	0.34	2	0	Jason Varitek S
+0.078	+0.265	63	25	0.40	0	1	Mark Bellhorn S
+0.057	-0.168	74	25	0.34	2	0	Johnny Damon L
+0.030	+0.993	51	21	0.41	0	1	Kevin Millar R
-0.092	-0.308	54	16	0.30	1	0	Trot Nixon L
-0.195	+0.167	64	27	0.42	0	1	Bill Mueller S
-0.430	-0.874	10	2	0.20			Gabe Kapler R
-0.508	+0.041	4	1	0.25			Doug Mirabelli R
-1.180	+0.034	2	0	0.00			Pokey Reese R

BOS Pitching — PS

ACOR	ACW	PA	O	pa/3	w	l	cg	player
-4.139	+1.143	59	42	4.21	1	0	0	Keith Foulke R
-3.646	+0.320	73>	58	3.78	2	0	0	Derek Lowe R
-0.820	-0.187	116	81	4.30	2	1	0	Pedro Martinez R
-0.741	-0.621	10	6	5.00				Ramiro Mendoza R
-0.442	+0.289	98	68	4.32	3	1	0	Curt Schilling R
+0.133	+0.350	34	22	4.64				Alan Embree L
+1.896	-0.600	58	38	4.58	2	1	0	Bronson Arroyo R
+2.372	-0.685	56	35	4.80				Mike Timlin R
+2.504	+1.220	13	8	4.88				Curt Leskanic R
+3.407	+0.389	54	33	4.91	1	0	0	Tim Wakefield R
+3.482	-0.347	14	8	5.25				Mike Myers L

NYA Pitching — RS

ACOR	ACW	PA	O	pa/3	w	l	cg	player
-3.320	+0.214	342>	269	3.81	3	2		Tom Gordon R
-2.818	+0.354	316	236	4.02	4	2		Mariano Rivera R
-1.763	+0.210	359	254	4.24	10	2		Orlando Hernandez R
-0.592	-0.273	551	396	4.17	10	6		Kevin Brown R
-0.035	-0.153	697	494	4.23	16	8	1	Mike Mussina R
+0.041	-0.079	749	530	4.24	15	8		Jon Lieber R
+0.215	-0.209	849	594	4.29	16	11		Javier Vazquez R
+0.318	-0.120	337	232	4.36	7	2		Tanyon Sturtze R
+0.339	-0.074	424	286	4.45	5	2		Paul Quantrill R
+1.913	-0.907	182	116	4.71	1	1		Felix Heredia L
+3.670	-0.726	214	127	5.06	1	4		Esteban Loaiza R

NYA 2004 ERD probabilities

player	%	-.5	-.2	-0	+0	+2	+5	+1	si
Mariano Rivera R	11	47	69	31	24	7	4	15	
Tom Gordon R	7	45	73	27	22	9	4	16	
Orlando Hernandez R	7	46	66	34	26	10	5	20	
Kevin Brown R	7	43	65	35	28	12	5	23	
Tanyon Sturtze R	9	40	63	37	31	15	7	29	
Jon Lieber R	7	44	67	33	29	12	5	23	
Paul Quantrill R	7	42	64	36	29	13	7	28	
Mike Mussina R	6	42	66	34	28	12	6	24	
Javier Vazquez R	6	42	66	34	29	12	7	27	
Esteban Loaiza R	7	41	58	42	36	15	9	33	
Felix Heredia L	8	44	61	39	34	16	9	34	

NYA Hitting — PS

ACR	ACW	PA	BR	/pa	w	l	player
+0.684	+0.385	57>	27	0.47	2	1	Hideki Matsui L
+0.353	+2.011	58	24	0.41	1	0	Alex Rodriguez R
+0.287	+0.670	57	24	0.42	0	1	Gary Sheffield R
+0.172	+0.650	16	6	0.38			Kenny Lofton L
+0.093	+0.525	38	14	0.37	1	0	Ruben Sierra S
+0.041	-0.892	55	18	0.33	0	2	Bernie Williams S
+0.021	-0.069	59	19	0.32	1	0	Derek Jeter R
-0.108	+0.075	49	18	0.37			Miguel Cairo R
-0.404	-1.089	54	19	0.35	0	1	Jorge Posada S
-0.429	-0.796	29	8	0.28	1	0	John Olerud L
-0.896	-0.361	22	3	0.14			Tony Clark S

NYA Pitching — PS

ACOR	ACW	PA	O	pa/3	w	l	cg	player
-3.584	+0.328	34	25	4.08				Esteban Loaiza R
-3.534	+0.804	47>	38	3.71	1	0	0	Mariano Rivera R
-2.860	-0.621	7	5	4.20				Felix Heredia L
-1.767	+0.069	80	63	3.81	2	1	0	Jon Lieber R
-1.556	+0.126	78	59	3.97	1	2	0	Mike Mussina R
-1.360	-0.224	26	16	4.88				Paul Quantrill R
+0.254	-0.767	23	15	4.60	0	1	0	Orlando Hernandez R
+1.908	-0.205	45	31	4.35				Tom Gordon R
+2.134	+0.428	28	18	4.67				Tanyon Sturtze R
+2.743	-0.970	45	28	4.82	1	0	0	Kevin Brown R
+5.179	-1.125	58	34	5.12	1	1	0	Javier Vazquez R

BOS vs NYA 2004 ALCS

BOS Hitting — LDS

ACR	ACW	PA	BR	/pa	w	l	player
+1.427	+3.408	16^	11	0.69	1		David Ortiz L
+0.876	-0.301	16	9	0.56	1		Johnny Damon L
+0.832	+0.255	11	5	0.45			Kevin Millar R
+0.722	+0.007	16	6	0.38			Manny Ramirez R
+0.241	-1.358	15	4	0.27			Orlando Cabrera R
+0.211	-1.955	4	2	0.50			Doug Mientkiewicz L
-0.097	+1.030	13	6	0.46			Bill Mueller S
-0.206	+1.696	15	5	0.33	1		Jason Varitek S
-0.208	-0.105	5	1	0.20			Gabe Kapler R
-0.259	+0.135	16	6	0.38			Mark Bellhorn S
-0.362	-1.949	10	4	0.40			Trot Nixon L

BOS Pitching — LDS

ACOR	ACW	PA	O	pa/3	w	l	cg	player
-6.003	+1.895	12	9	4.00				Keith Foulke R
-4.362	+1.936	5	3	5.00				Derek Lowe R
-3.991	-0.308	4	3	4.00				Alan Embree L
-3.212	+0.462	24^	18	4.00	1			Bronson Arroyo R
-0.788	-0.147	28	21	4.00	1			Pedro Martinez R
-0.302	+0.463	32	20	4.80	1			Curt Schilling R
+6.621	+1.917	2	1	6.00				Mike Myers L
+7.385	-1.087	13	9	4.33				Mike Timlin R

BOS Hitting — LCS

ACR	ACW	PA	BR	/pa	w	l	player
+0.733	+1.601	35*	15	0.43	2		David Ortiz L
+0.525	+0.661	5	2	0.40			Doug Mientkiewicz L
+0.493	-0.852	31	11	0.35	1		Jason Varitek S
+0.349	+0.005	33	13	0.39			Orlando Cabrera R
+0.082	+1.685	29	12	0.41		1	Kevin Millar R
-0.074	-2.531	3	1	0.33			Gabe Kapler R
-0.117	-0.294	37	10	0.27	1		Johnny Damon L
-0.139	-0.317	31	10	0.32		1	Mark Bellhorn S
-0.178	+0.421	35	14	0.40			Manny Ramirez R
-0.303	-0.364	29	6	0.21			Trot Nixon L
-0.316	+0.142	1	0	0.00			Pokey Reese R
-0.496	-0.121	33	11	0.33		1	Bill Mueller S
-0.997	-0.089	1	0	0.00			Doug Mirabelli R

BOS Pitching — LCS

ACOR	ACW	PA	O	pa/3	w	l	cg	player
-6.180	+1.761	26*	18	4.33	1			Keith Foulke R
-2.418	-0.102	43	34	3.79	1			Derek Lowe R
-0.741	-0.621	10	6	5.00				Ramiro Mendoza R
+1.052	-0.600	64	39	4.92		1		Pedro Martinez R
+1.401	+0.132	42	30	4.20	1	1		Curt Schilling R
+1.675	-1.053	31	17	5.47				Mike Timlin R
+2.004	+0.673	35	22	4.77	1			Tim Wakefield R
+2.056	+0.538	24	14	5.14				Alan Embree L
+2.504	+1.220	13	8	4.88				Curt Leskanic R
+2.958	-0.725	12	7	5.14				Mike Myers L
+7.707	-1.792	21	12	5.25		1		Bronson Arroyo R

NYA Hitting — LDS

ACR	ACW	PA	BR	/pa	w	l	player
+0.754	+4.205	21^	10	0.48	1		Alex Rodriguez R
+0.598	+1.372	21	11	0.52			Hideki Matsui L
+0.242	+2.317	14	4	0.29	1		Ruben Sierra S
+0.181	-0.535	21	7	0.33	1		Derek Jeter R
-0.069	+0.535	21	7	0.33			Gary Sheffield R
-0.179	-0.049	17	5	0.29			Miguel Cairo R
-0.309	+2.284	4	1	0.25			Kenny Lofton L
-0.320	-0.682	19	7	0.37		1	Bernie Williams S
-0.491	-1.388	16	5	0.31			John Olerud L
-0.750	-5.653	1	0	0.00			Tony Clark S
-0.956	-3.814	18	4	0.22			Jorge Posada S

NYA Pitching — LDS

ACOR	ACW	PA	O	pa/3	w	l	cg	player
-5.911	+0.251	8	6	4.00				Paul Quantrill R
-5.268	-0.703	8	6	4.00				Esteban Loaiza R
-3.832	+0.272	23^	18	3.83	1			Kevin Brown R
-3.571	+1.957	14	11	3.82				Tom Gordon R
-2.588	+0.183	27	21	3.86		1		Mike Mussina R
-2.350	+1.285	19	17	3.35	1			Mariano Rivera R
-0.708	-0.191	26	20	3.90	1			Jon Lieber R
+3.445	-1.765	25	15	5.00				Javier Vazquez R
+4.481	-1.505	15	8	5.62				Tanyon Sturtze R
+8.090	-0.018	3	1	9.00				Felix Heredia L

NYA Hitting — LCS

ACR	ACW	PA	BR	/pa	w	l	player
+0.734	-0.191	36>	16	0.44	2	1	Hideki Matsui L
+0.494	+0.750	36	17	0.47		1	Gary Sheffield R
+0.333	+0.105	12	5	0.42			Kenny Lofton L
+0.231	-1.003	36	11	0.31		1	Bernie Williams S
+0.126	+0.766	37	14	0.38			Alex Rodriguez R
+0.006	-0.520	24	10	0.42			Ruben Sierra S
-0.067	+0.188	38	12	0.32			Derek Jeter R
-0.070	+0.141	32	13	0.41			Miguel Cairo R
-0.128	+0.274	36	15	0.42		1	Jorge Posada S
-0.352	-0.068	13	3	0.23	1		John Olerud L
-0.903	-0.109	21	3	0.14			Tony Clark S

NYA Pitching — LCS

ACOR	ACW	PA	O	pa/3	w	l	cg	player
-11.073	-1.074	4	4	3.00				Felix Heredia L
-4.338	+0.478	28	21	4.00				Mariano Rivera R
-3.066	+0.645	26	19	4.11				Esteban Loaiza R
-2.277	+0.194	54>	43	3.77	1	1		Jon Lieber R
-1.009	+0.096	51	38	4.03	1	1		Mike Mussina R
-0.575	+2.658	13	10	3.90				Tanyon Sturtze R
+0.254	-0.767	23	15	4.60		1		Orlando Hernandez R
+0.663	-0.435	18	10	5.40				Paul Quantrill R
+4.382	-1.181	31	20	4.65				Tom Gordon R
+6.493	-0.640	33	19	5.21	1	1		Javier Vazquez R
+9.618	-2.268	22	10	6.60				Kevin Brown R

BOS vs NYA 2004 ALCS

BOS Pitching — Career

ACOR	rank / 2194	player
-1.618	13	Pedro Martinez R
-1.482	19	Keith Foulke R
-1.127	65	Curt Schilling R
-0.614	299	Curt Leskanic R
-0.505	404	Mike Timlin R
-0.351	606	Ramiro Mendoza R
-0.169	890	Derek Lowe R
-0.117	981	Mike Myers L
-0.111	993	Alan Embree L
-0.075	1051	Bronson Arroyo R
+0.058	1263	Tim Wakefield R

BOS Pitching for wins — Career

ACW	rank / 2189	player
+0.188	22	Pedro Martinez R
+0.027	328	Curt Schilling R
-0.025	586	Keith Foulke R
-0.060	819	Bronson Arroyo R
-0.083	970	Derek Lowe R
-0.114	1195	Ramiro Mendoza R
-0.166	1537	Alan Embree L
-0.202	1734	Tim Wakefield R
-0.212	1778	Mike Myers L
-0.256	1949	Curt Leskanic R
-0.408	2165	Mike Timlin R

BOS Baserunning — Career

BCR	rank / 1572	player
+0.066	251	Johnny Damon L
+0.051	353	Dave Roberts L
+0.040	434	Bill Mueller S
+0.022	578	Orlando Cabrera R
-0.001	805	Gabe Kapler R
-0.005	840	Trot Nixon L
-0.024	991	Kevin Millar R
-0.071	1306	Manny Ramirez R
-0.075	1329	David Ortiz L
-0.103	1437	Doug Mientkiewicz L
-0.117	1481	Jason Varitek S

BOS Catching — Career

FCOR	rank / 407	player
-0.366	19	Doug Mirabelli R
-0.275	40	Jason Varitek S

BOS Infielding — Career

FCOR	rank / 1407	player
-0.265	114	Kevin Millar R
-0.201	188	Bill Mueller S
-0.168	246	Mark Bellhorn S
-0.146	301	Pokey Reese R
-0.119	366	Orlando Cabrera R
-0.102	402	Doug Mientkiewicz L

BOS Outfielding — Career

FCOR	rank / 1075	player
-0.288	82	Johnny Damon L
-0.225	125	Trot Nixon L
-0.198	151	Gabe Kapler R
-0.172	188	Manny Ramirez R
-0.132	244	Dave Roberts L

NYA Pitching — Career

ACOR	rank / 2194	player
-2.444	1	Mariano Rivera R
-0.986	104	Mike Mussina R
-0.847	167	Kevin Brown R
-0.585	327	Orlando Hernandez R
-0.401	518	Tom Gordon R
-0.202	832	Paul Quantrill R
-0.114	989	Javier Vazquez R
+0.113	1372	Jon Lieber R
+0.264	1579	Esteban Loaiza R
+0.448	1799	Felix Heredia L
+0.537	1883	Tanyon Sturtze R

NYA Pitching for wins — Career

ACW	rank / 2189	player
+0.143	48	Mariano Rivera R
+0.048	234	Kevin Brown R
+0.047	239	Mike Mussina R
+0.011	397	Orlando Hernandez R
-0.082	966	Tom Gordon R
-0.089	1018	Jon Lieber R
-0.095	1060	Javier Vazquez R
-0.194	1698	Paul Quantrill R
-0.213	1784	Esteban Loaiza R
-0.250	1926	Tanyon Sturtze R
-0.256	1948	Felix Heredia L

NYA Baserunning — Career

BCR	rank / 1572	player
+0.137	27	Kenny Lofton L
+0.080	185	Bernie Williams S
+0.063	269	Derek Jeter R
+0.033	486	Gary Sheffield R
+0.017	635	Alex Rodriguez R
+0.015	661	Ruben Sierra S
-0.008	855	Miguel Cairo R
-0.079	1348	John Olerud L
-0.115	1475	Hideki Matsui L
-0.122	1491	Tony Clark S
-0.135	1518	Jorge Posada S

NYA Catching — Career

FCOR	rank / 407	player
-0.140	91	Jorge Posada S

NYA Infielding — Career

FCOR	rank / 1407	player
-0.288	96	Miguel Cairo R
-0.274	108	Tony Clark S
-0.209	176	John Olerud L
-0.164	257	Alex Rodriguez R
-0.113	376	Derek Jeter R
+0.371	1372	Gary Sheffield R

NYA Outfielding — Career

FCOR	rank / 1075	player
-0.204	147	Bernie Williams S
-0.179	179	Hideki Matsui L
-0.162	200	Kenny Lofton L
-0.145	224	Gary Sheffield R
-0.076	339	Ruben Sierra S

BOS vs NYA 2004 ALCS

BOS Hall of fame

x	rank / 17364	player
5768	19	Manny Ramirez R
3260	94	David Ortiz L
2850	133	Johnny Damon L
1735	389	Pedro Martinez R
1557	484	Kevin Millar R
1466	543	Trot Nixon L
1304	685	Bill Mueller S
1189	827	Curt Schilling R
973	1305	Mark Bellhorn S
944	1441	Doug Mientkiewicz L
934	1482	Jason Varitek S
927	1507	Keith Foulke R
900	1655	Dave Roberts L
897	1669	Gabe Kapler R
718	4808	Ramiro Mendoza R
701	6458	Orlando Cabrera R
658	9555	Alan Embree L
648	10161	Curt Leskanic R
635	10962	Doug Mirabelli R
626	11517	Mike Myers L
576	13814	Derek Lowe R
536	15043	Pokey Reese R
510	15607	Mike Timlin R
425	16650	Bronson Arroyo R
415	16733	Tim Wakefield R

BOS MVP — Career

player	award	year
Derek Lowe R	RHP	2002
Derek Lowe R	ALD2	2003
Pedro Martinez R	RHP	1999
Pedro Martinez R	RHP	2000
Pedro Martinez R	RHP	2003
David Ortiz L	WS	2013
David Ortiz L	B vs RHP	2005
David Ortiz L	B vs LHP	2005
David Ortiz L	B vs LHP	2006
David Ortiz L	ALD1	2004
David Ortiz L	ALD1	2007
David Ortiz L	ALD1	2013
David Ortiz L	ALCS	2004
Manny Ramirez R	NLCS	2008
Manny Ramirez R	B vs RHP	1999
Manny Ramirez R	B vs LHP	1999
Manny Ramirez R	ALCS	2007
Curt Schilling R	RHP	2001
Curt Schilling R	NLD2	2001

NYA Hall of fame

x	rank / 17364	player
6235	15	Alex Rodriguez R
4921	30	Gary Sheffield R
3598	71	Derek Jeter R
3518	80	John Olerud L
3494	81	Bernie Williams S
3188	98	Kenny Lofton L
1787	364	Mariano Rivera R
1650	425	Tony Clark S
1548	488	Mike Mussina R
1473	534	Hideki Matsui L
1442	557	Ruben Sierra S
1308	681	Jorge Posada S
1094	986	Kevin Brown R
884	1745	Orlando Hernandez R
775	2926	Tom Gordon R
678	8136	Bubba Crosby L
623	11674	Miguel Cairo R
597	12970	Paul Quantrill R
562	14240	Felix Heredia L
517	15460	Javier Vazquez R
493	15871	Tanyon Sturtze R
384	16907	Jon Lieber R
366	16994	Esteban Loaiza R

NYA MVP — Career

player	award	year
Kevin Brown R	RHP	1996
Kevin Brown R	NLD1	1998
Miguel Cairo R	NLD1	2002
Orlando Hernandez R	ALD2	1999
Orlando Hernandez R	ALD1	2005
Orlando Hernandez R	ALCS	1999
Derek Jeter R	WS	2000
Hideki Matsui L	WS	2009
Mike Mussina R	ALCS	1997
John Olerud L	NLD1	1999
John Olerud L	ALCS	1992
Mariano Rivera R	ALCS	1998
Mariano Rivera R	ALCS	2003
Alex Rodriguez R	B vs RHP	2007
Alex Rodriguez R	ALD2	2004
Alex Rodriguez R	ALD1	2009
Alex Rodriguez R	ALCS	2000
Alex Rodriguez R	ALCS	2009
Bernie Williams S	ALCS	1996

2004 ALCS

BOS

Bronson Arroyo:PIT 2000-2002 (RS) <1, 11, 12>; BOS 2003-2005 (RS, LDS, LCS, WS) <1>; CIN 2006-2013, 2017 (RS, LDS) <1, 11, 12>; ARI 2014 (RS) <1, 12>

Mark Bellhorn:OAK 1997-1998, 2000-2001 (RS) <4, 5, 6, 9, 10, 11, 12>; CHN 2002-2003 (RS) <3, 4, 5, 6, 7, 11, 12>; COL 2003 (RS) <3, 4, 5, 6, 8, 9, 11>; BOS 2004-2005 (RS, LDS, LCS, WS) <4, 5, 6, 11, 12>; NYA 2005 (RS, LDS) <4, 5, 6, 11, 12>; SDN 2006 (RS, LDS) <3, 4, 5, 9, 10, 11, 12>; CIN 2007 (RS) <4, 5, 11>

Orlando Cabrera:MON 1997-2004 (RS) <4, 6, 11, 12>; BOS 2004 (RS, LDS, LCS, WS) <6>; ANA 2005-2007 (RS, LDS, LCS) <6, 10, 11>; CHA 2008 (RS, LDS) <6, 11>; OAK 2009 (RS) <6>; MIN 2009 (RS, LDS) <6, 11, 12>; CIN 2010 (RS, LDS) <6, 11>; CLE 2011 (RS) <4, 5, 6, 11, 12>; SFN 2011 (RS) <4, 5, 6, 11>

Johnny Damon:KCA 1995-2000 (RS) <7, 8, 9, 10, 11, 12>; OAK 2001 (RS, LDS) <7, 8, 9, 11, 12>; BOS 2002-2005 (RS, LDS, LCS, WS) <8, 10, 11, 12>; NYA 2006-2009 (RS, LDS, LCS, WS) <3, 7, 8, 9, 10, 11, 12>; DET 2010 (RS) <7, 8, 10, 11>; TBA 2011 (RS, LDS) <3, 7, 10, 11>; CLE 2012 (RS) <7, 10, 11>

Alan Embree:CLE 1992, 1995-1996 (RS, LDS, LCS, WS) <1>; ATL 1997-1998 (RS, LCS) <1>; ARI 1998 (RS) <1>; SFN 1999-2001 (RS, LDS) <1>; CHA 2001 (RS) <1>; BOS 2002-2005 (RS, LDS, LCS, WS) <1>; SDN 2002, 2006 (RS, LDS) <1>; NYA 2005 (RS) <1>; OAK 2007-2008 (RS) <1>; COL 2009 (RS) <1>

Keith Foulke:SFN 1997 (RS) <1>; CHA 1997-2002 (RS, LDS) <1>; OAK 2003, 2008 (RS, LDS) <1>; BOS 2004-2006 (RS, LDS, LCS, WS) <1>

Gabe Kapler:DET 1998-1999 (RS) <8, 9, 11, 12>; TEX 2000-2002 (RS) <3, 7, 8, 9, 10, 11, 12>; COL 2002-2003 (RS) <7, 8, 9, 11, 12>; BOS 2003-2006 (RS, LDS, LCS, WS) <3, 7, 8, 9, 11, 12>; MIL 2008 (RS) <7, 8, 9, 11>; TBA 2009-2010 (RS) <7, 8, 9, 11, 12>

Curt Leskanic:COL 1993-1999 (RS, LDS) <1, 11>; MIL 2000-2001, 2003 (RS) <1>; KCA 2003-2004 (RS) <1>; BOS 2004 (RS, LCS) <1>

Derek Lowe:SEA 1997 (RS) <1>; BOS 1997-2004 (RS, LDS, LCS, WS) <1>; LAN 2005-2008 (RS, LDS, LCS) <1>; ATL 2009-2011 (RS, LDS) <1, 11>; CLE 2012 (RS) <1>; NYA 2012 (RS, LDS, LCS) <1>; TEX 2013 (RS) <1>

Pedro Martinez:LAN 1992-1993 (RS) <1, 5>; MON 1994-1997 (RS) <1>; BOS 1998-2004 (RS, LDS, LCS, WS) <1>; NYN 2005-2008 (RS) <1>; PHI 2009 (RS, LCS, WS) <1>

Ramiro Mendoza:NYA 1996-2002, 2005 (RS, LDS, LCS, WS) <1>; BOS 2003-2004 (RS, LCS) <1>

Doug Mientkiewicz:MIN 1998-2004 (RS, LDS, LCS) <3, 4, 5, 9, 10, 11, 12>; BOS 2004 (RS, LDS, LCS, WS) <3, 4, 11, 12>; NYN 2005 (RS) <3, 11>; KCA 2006 (RS) <3, 11>; NYA 2007 (RS, LDS) <3, 11, 12>; PIT 2008 (RS) <3, 5, 9, 11, 12>; LAN 2009 (RS) <3, 11>

Kevin Millar:FLO 1998-2002 (RS) <3, 5, 7, 9, 10, 11>; BOS 2003-2005 (RS, LDS, LCS, WS) <3, 7, 9, 10, 11>; BAL 2006-2008 (RS) <3, 7, 10, 11>; TOR 2009 (RS) <3, 5, 10, 11, 12>

Doug Mirabelli:SFN 1996-2000 (RS, LDS) <2, 11>; TEX 2001 (RS) <2, 11>; BOS 2001-2007 (RS, LDS, LCS, WS) <2, 3, 10, 11, 12>; SDN 2006 (RS) <2, 11>

Bill Mueller:SFN 1996-2000, 2002 (RS, LDS) <4, 5, 11, 12>; CHN 2001-2002 (RS) <4, 5, 11, 12>; BOS 2003-2005 (RS, LDS, LCS, WS) <4, 5, 6, 11>; LAN 2006 (RS) <5, 11>

Mike Myers:FLO 1995 (RS) <1>; DET 1995-1997 (RS) <1>; MIL 1998-1999 (RS) <1>; COL 2000-2001 (RS) <1>; ARI 2002-2003 (RS, LDS) <1>; SEA 2004 (RS) <1>; BOS 2004-2005 (RS, LDS, LCS) <1>; NYA 2006-2007 (RS, LDS) <1>; CHA 2007 (RS) <1>

Trot Nixon:BOS 1996, 1998-2006 (RS, LDS, LCS, WS) <7, 8, 9, 10, 11, 12>; CLE 2007 (RS, LDS, LCS) <9, 10, 11>; NYN 2008 (RS) <7, 9, 11>

David Ortiz:MIN 1997-2002 (RS, LDS, LCS) <3, 10, 11>; BOS 2003-2016 (RS, LDS, LCS, WS) <3, 10, 11>

Manny Ramirez:CLE 1993-2000 (RS, LDS, LCS, WS) <9, 10, 11, 12>; BOS 2001-2008 (RS, LDS, LCS, WS) <7, 9, 10, 11>; LAN 2008-2010 (RS, LDS, LCS) <7, 10, 11>; CHA 2010 (RS) <10, 11>; TBA 2011 (RS) <10, 11>

Pokey Reese:CIN 1997-2001 (RS) <4, 5, 6, 11, 12>; PIT 2002-2003 (RS) <4, 11, 12>; BOS 2004 (RS, LDS, LCS, WS) <4, 6, 12>

Dave Roberts:CLE 1999-2001 (RS, LDS) <7, 8, 9, 11, 12>; LAN 2002-2004 (RS) <7, 8, 11, 12>; BOS 2004 (RS, LDS, LCS) <7, 8, 9, 11, 12>; SDN 2005-2006 (RS, LDS) <7, 8, 11, 12>; SFN 2007-2008 (RS) <7, 8, 11, 12>

Curt Schilling:BAL 1988-1990 (RS) <1>; HOU 1991 (RS) <1>; PHI 1992-2000 (RS, LCS, WS) <1, 11>; ARI 2000-2003 (RS, LDS, LCS, WS) <1>; BOS 2004-2007 (RS, LDS, LCS, WS) <1>

Mike Timlin:TOR 1991-1997 (RS, LCS, WS) <1>; SEA 1997-1998 (RS, LDS) <1>; BAL 1999-2000 (RS) <1>; SLN 2000-2002 (RS, LDS, LCS) <1>; PHI 2002 (RS) <1>; BOS 2003-2008 (RS, LDS, LCS, WS) <1>

Jason Varitek:BOS 1997-2011 (RS, LDS, LCS, WS) <2, 10, 11, 12>

Tim Wakefield:PIT 1992-1993 (RS, LCS) <1, 12>; BOS 1995-2011 (RS, LDS, LCS, WS) <1, 11>

NYA

Kevin Brown:TEX 1986, 1988-1994 (RS) <1, 11, 12>; BAL 1995 (RS) <1>; FLO 1996-1997 (RS, LDS, LCS, WS) <1, 12>; SDN 1998 (RS, LDS, LCS, WS) <1>; LAN 1999-2003 (RS) <1>; NYA 2004-2005 (RS, LDS, LCS) <1>

Miguel Cairo:TOR 1996 (RS) <4>; CHN 1997, 2001 (RS) <4, 5, 6, 11, 12>; TBA 1998-2000 (RS) <4, 10, 11, 12>; SLN 2001-2003, 2007 (RS, LDS, LCS) <3, 4, 5, 6, 7, 9, 10, 11, 12>; NYA 2004, 2006-2007 (RS, LDS, LCS) <3, 4, 5, 6, 7, 11, 12>; NYN 2005 (RS) <3, 4, 5, 7, 9, 11>; SEA 2008 (RS) <3, 4, 5, 6, 7, 9, 10, 11, 12>; PHI 2009 (RS, LDS, LCS) <4, 5, 6, 7, 11, 12>; CIN 2010-2012 (RS, LDS) <3, 4, 5, 6, 9, 10, 11, 12>

Tony Clark:DET 1995-2001 (RS) <3, 10, 11>; BOS 2002 (RS) <3, 10, 11>; NYN 2003 (RS) <3, 7, 11>; NYA 2004 (RS, LDS, LCS) <3, 11, 12>; ARI 2005-2009 (RS, LDS, LCS) <3, 10, 11, 12>; SDN 2008 (RS) <3, 10, 11>

Bubba Crosby:LAN 2003 (RS) <7, 11>; NYA 2004-2006 (RS, LDS, LCS) <7, 8, 9, 11, 12>

Tom Gordon:KCA 1988-1995 (RS) <1, 12>; BOS 1996-1999 (RS, LDS, LCS) <1>; CHN 2001-2002 (RS) <1>; HOU 2002 (RS) <1>;
CHA 2003 (RS) <1>; NYA 2004-2005 (RS, LDS, LCS) <1>; PHI 2006-2008 (RS, LDS) <1>; ARI 2009 (RS) <1>

Felix Heredia:FLO 1996-1998 (RS, LCS, WS) <1>; CHN 1998-2001 (RS, LDS) <1>; TOR 2002 (RS) <1>; CIN 2003 (RS) <1>;
NYA 2003-2004 (RS, LDS, LCS) <1>; NYN 2005 (RS) <1>

Orlando Hernandez:NYA 1998-2002, 2004 (RS, LDS, LCS, WS) <1>; CHA 2005 (RS, LDS, WS) <1>; ARI 2006 (RS) <1>;
NYN 2006-2007 (RS) <1, 12>

Derek Jeter:NYA 1995-2014 (RS, LDS, LCS, WS) <6, 10, 11, 12>

Jon Lieber:PIT 1994-1998 (RS) <1>; CHN 1999-2002, 2008 (RS) <1, 11>; NYA 2004 (RS, LDS, LCS) <1>; PHI 2005-2007 (RS) <1, 11>

Esteban Loaiza:PIT 1995-1998 (RS) <1, 11>; TEX 1998-2000 (RS, LDS) <1>; TOR 2000-2002 (RS) <1>;
CHA 2003-2004, 2008 (RS) <1>; NYA 2004 (RS, LDS, LCS) <1>; WAS 2005 (RS) <1>; OAK 2006-2007 (RS, LDS, LCS) <1>;
LAN 2007-2008 (RS) <1>

Kenny Lofton:HOU 1991 (RS) <8, 11>; CLE 1992-1996, 1998-2001, 2007 (RS, LDS, LCS, WS) <7, 8, 10, 11, 12>;
ATL 1997 (RS, LDS, LCS) <8>; CHA 2002 (RS) <8, 11>; SFN 2002 (RS, LDS, LCS, WS) <8, 11>; PIT 2003 (RS) <8, 11>;
CHN 2003 (RS, LDS, LCS) <8, 11>; NYA 2004 (RS, LDS, LCS) <8, 9, 10, 11, 12>; PHI 2005 (RS) <8, 10, 11, 12>;
LAN 2006 (RS, LDS) <8, 10, 11, 12>; TEX 2007 (RS) <8, 11, 12>

Hideki Matsui:NYA 2003-2009 (RS, LDS, LCS, WS) <7, 8, 9, 10, 11, 12>; ANA 2010 (RS) <7, 10, 11>; OAK 2011 (RS) <7, 10, 11>;
TBA 2012 (RS) <7, 9, 10, 11>

Mike Mussina:BAL 1991-2000 (RS, LDS, LCS) <1>; NYA 2001-2008 (RS, LDS, LCS, WS) <1>

John Olerud:TOR 1989-1996 (RS, LCS, WS) <3, 10, 11, 12>; NYN 1997-1999 (RS, LDS, LCS) <3, 11>;
SEA 2000-2004 (RS, LDS, LCS) <3, 10, 11>; NYA 2004 (RS, LDS, LCS) <3, 11>; BOS 2005 (RS, LDS) <3, 11>

Jorge Posada:NYA 1995-2011 (RS, LDS, LCS, WS) <2, 3, 4, 10, 11, 12>

Paul Quantrill:BOS 1992-1994 (RS) <1>; PHI 1994-1995 (RS) <1>; TOR 1996-2001 (RS) <1>; LAN 2002-2003 (RS) <1>;
NYA 2004-2005 (RS, LDS, LCS) <1>; FLO 2005 (RS) <1>; SDN 2005 (RS) <1>

Mariano Rivera:NYA 1995-2013 (RS, LDS, LCS, WS) <1>

Alex Rodriguez:SEA 1994-2000 (RS, LDS, LCS) <6, 10, 11, 12>; TEX 2001-2003 (RS) <6, 10, 11>;
NYA 2004-2013, 2015-2016 (RS, WC, LDS, LCS, WS) <3, 5, 6, 10, 11, 12>

Gary Sheffield:MIL 1988-1991 (RS) <5, 6, 10, 11, 12>; SDN 1992-1993 (RS) <5, 11>;
FLO 1993-1998 (RS, LDS, LCS, WS) <5, 7, 9, 10, 11, 12>; LAN 1998-2001 (RS) <7, 9, 10, 11>; ATL 2002-2003 (RS, LDS) <9, 10, 11>;
NYA 2004-2006 (RS, LDS, LCS) <3, 5, 9, 10, 11>; DET 2007-2008 (RS) <7, 9, 10, 11>; NYN 2009 (RS) <7, 9, 10, 11>

Ruben Sierra:TEX 1986-1992, 2000-2001, 2003 (RS) <7, 8, 9, 10, 11, 12>; OAK 1992-1995 (RS, LCS) <8, 9, 10, 11>;
NYA 1995-1996, 2003-2005 (RS, LDS, LCS, WS) <7, 9, 10, 11, 12>; DET 1996 (RS) <7, 9, 10, 11>; CIN 1997 (RS) <7, 9, 11>;
TOR 1997 (RS) <7, 9, 10, 11>; CHA 1998 (RS) <7, 9, 10, 11>; SEA 2002 (RS) <7, 9, 10, 11>; MIN 2006 (RS) <10, 11>

Tanyon Sturtze:CHN 1995-1996 (RS) <1>; TEX 1997 (RS) <1>; CHA 1999-2000 (RS) <1>; TBA 2000-2002 (RS) <1>; TOR 2003 (RS) <1>;
NYA 2004-2006 (RS, LDS, LCS) <1>; LAN 2008 (RS) <1>

Javier Vazquez:MON 1998-2003 (RS) <1>; NYA 2004, 2010 (RS, LDS, LCS) <1>; ARI 2005 (RS) <1>; CHA 2006-2008 (RS, LDS) <1>;
ATL 2009 (RS) <1, 11>; FLO 2011 (RS) <1, 11, 12>

Bernie Williams:NYA 1991-2006 (RS, LDS, LCS, WS) <7, 8, 9, 10, 11, 12>

Broadcasters

Al Leiter:NYA 1987-1989, 2005 (RS, LDS) <1>; TOR 1989-1995 (RS, LCS, WS) <1>; FLO 1996-1997, 2005 (RS, LDS, LCS, WS) <1>;
NYN 1998-2004 (RS, LDS, LCS, WS) <1>

Joe Buck

Tim McCarver:SLN 1959-1961, 1963-1969, 1973-1974 (RS, WS) <2, 3, 11, 12>; PHI 1970-1972, 1975-1980 (RS, LCS) <2, 3, 7, 11, 12>;
MON 1972 (RS) <2, 5, 7, 11>; BOS 1974-1975 (RS) <2, 3, 10, 11>

2004

ALE		t %	ACR	ACOR	TAR	X		
1	NYA	40	162	62	+0.783	+0.182	+0.601	289
2	BOS	34	162	60	+0.947	-0.172	+1.119	276
3	BAL	-6	162	48	+0.332	+0.266	+0.066	282
4	TBA	-21	161	43	-0.372	+0.441	-0.813	246
5	TOR	-27	161	41	-0.294	+0.383	-0.677	278

NLE		t %	ACR	ACOR	TAR	X		
1	ATL	30	162	59	+0.573	-0.284	+0.857	286
2	PHI	10	162	53	+0.603	+0.236	+0.367	308
3	FLO	4	162	51	-0.010	-0.125	+0.115	277
4	NYN	-20	162	43	-0.240	+0.101	-0.341	285
5	MON	-28	162	41	-0.622	+0.238	-0.860	277

ALC		t %	ACR	ACOR	TAR	X		
1	MIN	22	162	56	-0.036	-0.490	+0.454	290
2	CHA	4	162	51	+0.670	+0.476	+0.194	277
3	CLE	-2	162	49	+0.493	+0.496	-0.003	331
4	DET	-18	162	44	+0.368	+0.485	-0.117	281
5	KCA	-46	162	35	-0.490	+0.675	-1.165	285

NLC		t %	ACR	ACOR	TAR	X		
1	SLN	48	162	64	+0.700	-0.572	+1.272	268
2	HOU	22	162	56	+0.423	-0.259	+0.682	265
3	CHN	16	162	54	+0.279	-0.519	+0.798	297
4	CIN	-10	162	46	+0.018	+0.952	-0.934	309
5	PIT	-17	161	44	-0.261	+0.187	-0.448	284
6	MIL	-27	161	41	-0.627	+0.160	-0.787	283

ALW		t %	ACR	ACOR	TAR	X		
1	ANA	22	162	56	+0.542	-0.122	+0.664	272
2	OAK	20	162	56	+0.229	-0.075	+0.304	317
3	TEX	16	162	54	+0.329	-0.143	+0.472	267
4	SEA	-36	162	38	-0.264	+0.596	-0.860	295

NLW		t %	ACR	ACOR	TAR	X		
1	LAN	24	162	57	+0.443	+0.009	+0.434	283
2	SFN	20	162	56	+0.868	+0.399	+0.469	302
3	SDN	12	162	53	+0.508	+0.164	+0.344	271
4	COL	-26	162	41	+0.149	+0.633	-0.484	323
5	ARI	-60	162	31	-0.877	+0.915	-1.792	290

AL		rank	last PS app	WS	win	
*	NYA	40	ALE #1	WS 2003	2003 2000	
*	MIN	22	ALC #1	LDS 2003	1991 1991	
*	ANA	22	ALW #1	WS 2002	2002 2002	
•	1	BOS	34	ALE #2	LCS 2003	1986 1918
	2	OAK	20	ALW #2	LDS 2003	1990 1989
	3	TEX	16	ALW #3	LDS 1999	
	4	CHA	4	ALC #2	LDS 2000	1959 1917
	5	CLE	-2	ALC #3	LDS 2001	1997 1948
	6	BAL	-6	ALE #3	LCS 1997	1983 1983
	7	DET	-18	ALC #4	LCS 1987	1984 1984
	8	TBA	-21	ALE #4		
	9	TOR	-27	ALE #5	WS 1993	1993 1993
	10	SEA	-36	ALW #4	LCS 2001	
	11	KCA	-46	ALC #5	WS 1985	1985 1985

NL		rank	last PS app	WS	win	
*	SLN	48	NLC #1	LCS 2002	1987 1982	
*	ATL	30	NLE #1	LDS 2003	1999 1995	
*	LAN	24	NLW #1	LDS 1996	1988 1988	
•	1	HOU	22	NLC #2	LDS 2001	
	2	SFN	20	NLW #2	LDS 2003	2002 1954
	3	CHN	16	NLC #3	LCS 2003	1945 1908
	4	SDN	12	NLW #3	WS 1998	1998
	5	PHI	10	NLE #2	WS 1993	1993 1980
	6	FLO	4	NLE #3	WS 2003	2003 2003
	7	CIN	-10	NLC #4	LCS 1995	1990 1990
	8	PIT	-17	NLC #5	LCS 1992	1979 1979
	9	NYN	-20	NLE #4	WS 2000	2000 1986
	10	COL	-26	NLW #4	LDS 1995	
	11	MIL	-27	NLC #6	WS 1982	1982
	12	MON	-28	NLE #5	LCS 1981	
	13	ARI	-60	NLW #5	LDS 2002	2001 2001

ser	w	l	pa	o	br	r	ACR	ACOR	X	#	
ALD1	BOS	ANA	w w W;	139 / 259	83 / 167	59 / 97	25 / 37	+2.927	-0.911	49	135
ALD2	NYA	MIN	l W; w w-	173 / 341	122 / 245	61 / 113	21 / 38	-0.108	-1.089	66	44
NLD1	SLN	LAN	W W `L w	149 / 293	102 / 207	51 / 93	22 / 34	+1.499	-1.288	25	335
NLD2	HOU	ATL	w L; W l w	208 / 412	138 / 278	78 / 148	36 / 57	+2.437	-0.363	58	72
ALCS	BOS	NYA	L L l W; W; w w	303 / 624	209 / 416	105 / 224	41 / 86	+0.502	+0.796	69	21
NLCS	SLN	HOU	W W L L L, W; W	261 / 526	187 / 377	77 / 159	34 / 65	+0.281	-0.325	61	60
WS	BOS	SLN	W W w w	167 / 311	102 / 210	68 / 109	24 / 36	+1.252	-2.012	36	250

Number of games:

LDS: 16 / 20

LCS: 14 / 14

WS: 4 / 7

34 postseason / 41 (min 24) (82%)

+ 2428 regular season / 2430 (99%)

= 2462 games in 2004.

252 RS interleague games.

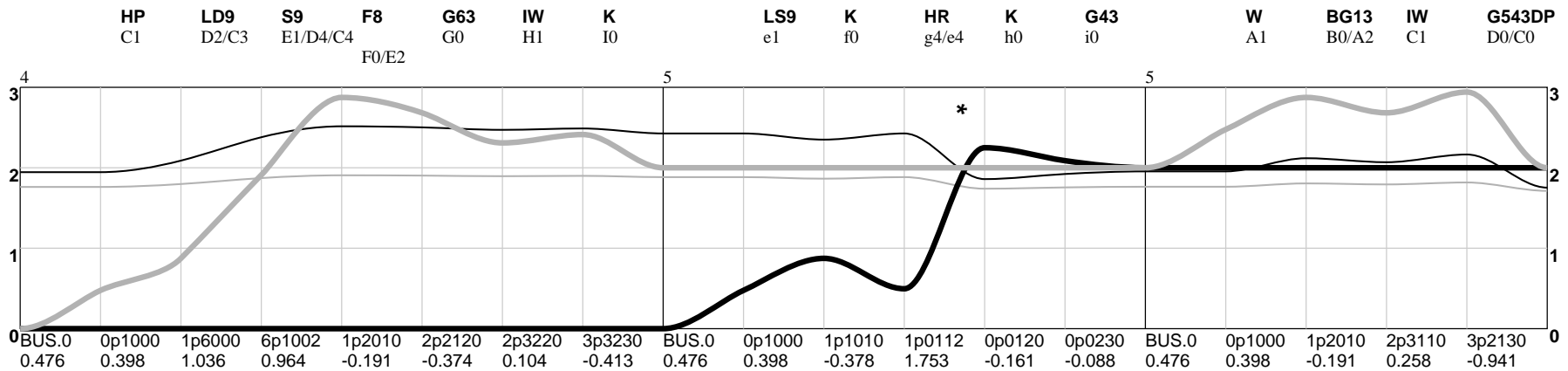
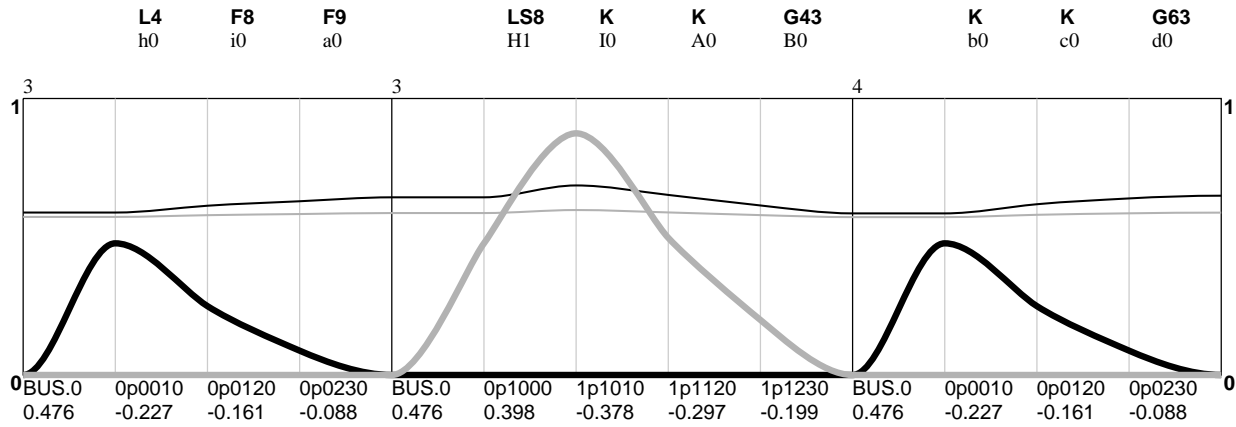
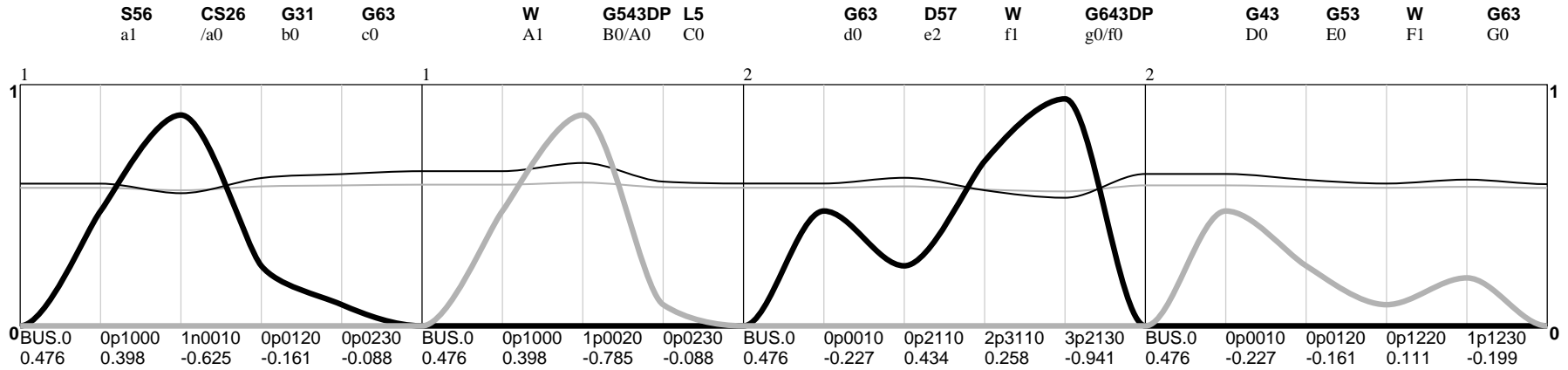
NL won 125, AL won 127.

2004

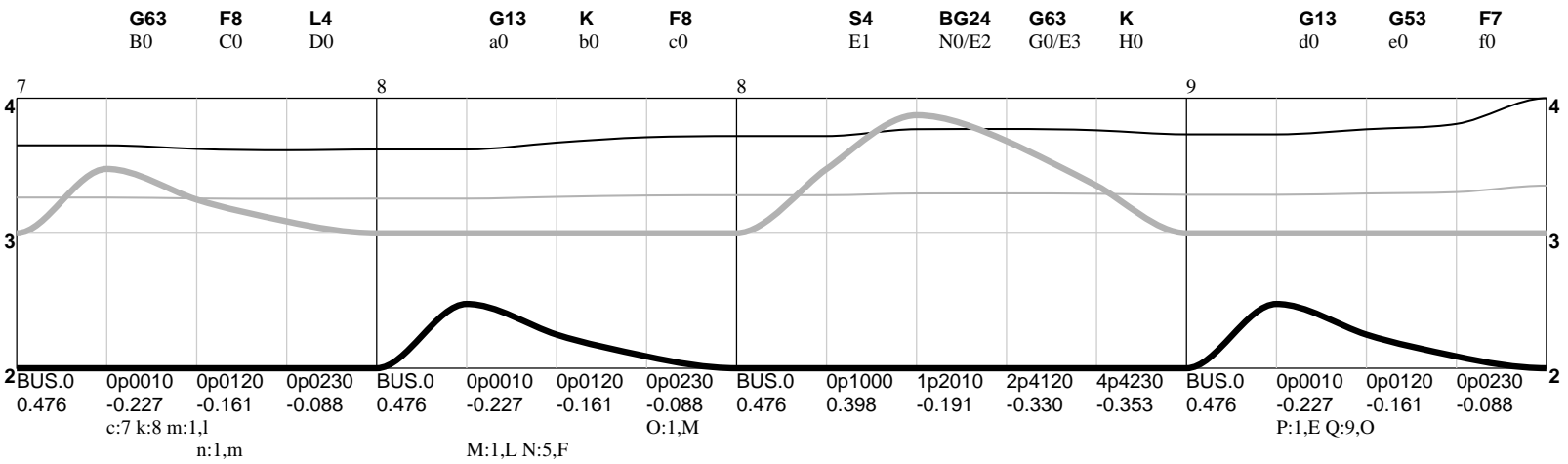
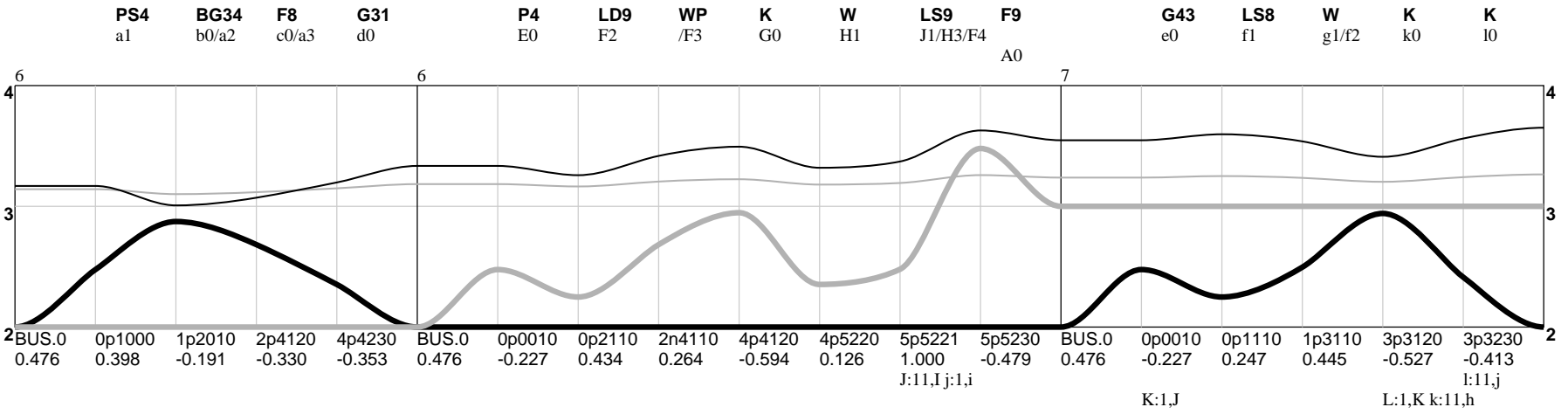
ru AL hitting MVP							ru NL hitting MVP								
	ACR	PA	ACW	w	l	+1		ACR	PA	ACW	w	l	+1		
1 2 Manny Ramirez R	BOS	+0.369	663	+0.763	14	8	84	1 * Barry Bonds L	SFN	+0.886	617	+2.114	14	1	66
2 4 Melvin Mora R	BAL	+0.333	636	+0.788	12	4	66	2 5 Bobby Abreu L	PHI	+0.415	713	+0.629	11	6	57
3 8 Ichiro Suzuki L	SEA	+0.266	762	+0.578	8	2	30	3 1 Todd Helton L	COL	+0.414	683	+0.995	10	4	58
4 Travis Hafner L	CLE	+0.344	576	+0.581	7	9	56	4 1 Albert Pujols R	SLN	+0.407	692	+0.893	18	3	75
5 14 Mark Teixeira S	TEX	+0.314	625	+0.709	12	11	62	5 4 Lance Berkman S	HOU	+0.370	687	+0.854	18	8	69
6 9 David Ortiz L	BOS	+0.286	669	+0.435	19	3	84	6 3 Jim Edmonds L	SLN	+0.411	612	+0.820	21	3	69
7 15 Erubiel Durazo L	OAK	+0.309	578	+0.543	14	4	49	7 3 Scott Rolen R	SLN	+0.414	593	+0.468	16	5	69
8 6 Gary Sheffield R	NYA	+0.259	684	+0.814	13	2	71	8 6 Adrian Beltre R	LAN	+0.351	657	+0.836	18	11	64
9 16 Hideki Matsui L	NYA	+0.260	680	+0.594	15	7	68	9 5 J.D. Drew L	ATL	+0.357	645	+0.587	14	2	56
10 15 Miguel Tejada R	BAL	+0.242	725	+0.409	14	8	72	10 27 Mark Loretta R	SDN	+0.279	707	+0.373	12	11	37
11 12 Paul Konerko R	CHA	+0.267	643	+0.637	13	9	66	11 Brian Giles L	SDN	+0.248	711	+0.531	18	8	54
12 25 Vladimir Guerrero R	ANA	+0.246	680	+0.517	15	13	65	12 17 Sean Casey L	CIN	+0.267	633	+0.594	13	5	49
13 22 Carlos Guillen S	DET	+0.282	583	+0.532	16	10	43	13 11 J.T. Snow L	SFN	+0.401	417	+0.913	9	3	38
14 17 Johnny Damon L	BOS	+0.230	702	+0.525	13	5	56	14 20 Adam Dunn L	CIN	+0.246	681	+0.754	15	13	68
15 27 Hank Blalock L	TEX	+0.202	713	+0.344	14	5	63	15 31 Jim Thome L	PHI	+0.265	618	+0.276	12	9	60
16 16 Ben Broussard L	CLE	+0.288	485	+0.858	10	6	42	16 43 Moises Alou R	CHN	+0.232	675	+0.190	12	11	60
17 11 Mark Bellhorn S	BOS	+0.220	620	+0.613	8	3	55	17 14 Aramis Ramirez R	CHN	+0.257	606	+0.838	16	7	60
18 20 Jose Guillen R	ANA	+0.210	621	+0.426	11	5	61	18 21 Ryan Klesko L	SDN	+0.291	480	+0.487	7	3	37
19 24 Alex Rodriguez R	NYA	+0.174	698	+0.460	14	7	56	19 26 Jeromy Burnitz L	COL	+0.227	606	+0.751	13	11	73
20 Aaron Rowand R	CHA	+0.220	534	+0.505	6	7	43	20 28 Miguel Cabrera R	FLO	+0.199	685	+0.623	14	11	69
21 31 Scott Hatteberg L	OAK	+0.184	638	+0.371	11	2	42	21 33 Derrek Lee R	CHN	+0.184	688	+0.353	16	9	58
22 21 Frank Thomas R	CHA	+0.352	311	+0.924	8	1	29	22 Jeff Bagwell R	HOU	+0.177	679	+0.270	10	3	63
23 Carlos Lee R	CHA	+0.163	658	+0.268	10	10	59	23 41 Lyle Overbay L	MIL	+0.175	668	+0.393	13	11	49
24 Victor Martinez S	CLE	+0.179	591	+0.108	7	8	54	24 22 Chipper Jones S	ATL	+0.204	567	+0.371	12	5	53
25 50 Aubrey Huff L	TBA	+0.156	667	+0.246	9	6	50	25 23 Jimmy Rollins S	PHI	+0.158	725	+0.476	11	7	45

ru AL pitching MVP							ru NL pitching MVP								
	ACOR	PA	ACW	w	l	c		ACOR	PA	ACW	w	l	c		
1 * Johan Santana L	MIN	-2.538	880	+0.294	22	8	1	1 2 Randy Johnson L	ARI	-1.604	964	+0.194	16	15	4
2 3 Curt Schilling R	BOS	-1.823	910	+0.124	24	6	3	2 Ben Sheets R	MIL	-1.458	937	-0.027	14	16	5
3 6 Brad Radke R	MIN	-1.387	901	+0.149	16	10	1	3 1 Roger Clemens R	HOU	-1.525	878	+0.318	21	9	0
4 15 Tom Gordon R	NYA	-3.320	342	+0.214	3	2	0	4 13 Carlos Zambrano R	CHN	-1.425	886	+0.081	18	9	1
5 10 Rodrigo Lopez R	BAL	-1.543	714	+0.127	14	7	1	5 Livan Hernandez R	MON	-1.196	1053	+0.151	13	17	9
6 B.J. Ryan L	BAL	-2.932	361	+0.542	0	4	0	6 7 Carl Pavano R	FLO	-1.357	909	+0.115	18	8	2
7 Francisco Rodriguez R	ANA	-2.810	335	-0.128	1	1	0	7 * Brad Lidge R	HOU	-3.064	369	+0.783	4	1	0
8 9 Mariano Rivera R	NYA	-2.818	316	+0.354	4	2	0	8 1 Oliver Perez L	PIT	-1.329	805	+0.298	16	11	2
9 Pedro Martinez R	BOS	-0.986	903	-0.029	19	12	1	9 4 Jason Schmidt R	SFN	-1.132	907	+0.257	18	10	4
10 2 Joe Nathan R	MIN	-3.118	284	+0.741	3	0	0	10 12 Jake Peavy R	SDN	-1.338	694	+0.115	17	6	0
11 Jake Westbrook R	CLE	-0.887	895	-0.069	15	12	5	11 17 Scott Linebrink R	SDN	-2.842	326	+0.179	4	2	0
12 29 Kelvim Escobar R	ANA	-0.895	878	+0.056	14	13	0	12 Joe Kennedy L	COL	-1.304	705	-0.042	11	11	1
13 Keith Foulke R	BOS	-2.306	333	-0.012	2	0	0	13 7 Doug Davis L	MIL	-1.006	880	+0.170	14	13	0
14 Ryan Drese R	TEX	-0.822	897	-0.150	18	12	2	14 Roy Oswalt R	HOU	-0.816	983	-0.074	19	13	2
15 19 Juan Rincon R	MIN	-2.220	327	+0.428	7	6	0	15 8 Al Leiter L	NYN	-1.051	750	+0.196	13	12	0
16 Freddy Garcia R	SEA	-0.754	878	+0.040	13	13	1	16 Ray King L	SLN	-3.172	248	+0.512	1	1	0
17 Shingo Takatsu r	CHA	-2.700	245	+0.339	1	1	0	17 36 Ryan Madson R	PHI	-2.249	312	+0.024	6	2	0
18 Francisco Cordero R	TEX	-2.163	304	+0.156	2	2	0	18 14 Armando Benitez R	FLO	-2.622	262	+0.368	4	2	0
19 16 Orlando Hernandez R	NYA	-1.763	359	+0.210	10	2	0	19 20 Chris Carpenter R	SLN	-0.853	746	+0.084	16	6	1
20 Ted Lilly L	TOR	-0.746	845	-0.123	13	13	2	20 Brad Penny R	FLO	-1.072	590	+0.089	11	11	0
21 Zack Greinke r	KCA	-1.043	599	+0.020	9	13	0	21 8 Akinori Otsuka r	SDN	-1.973	312	+0.558	2	1	0
22 11 Tim Hudson R	OAK	-0.656	793	+0.242	14	7	3	22 Guillermo Mota R	LAN	-1.566	393	-0.496	4	3	0
23 Mark Buehrle L	CHA	-0.467	1016	-0.136	18	12	4	23 4 Odalis Perez L	LAN	-0.781	787	+0.197	11	9	0
24 23 Justin Duchschere r	OAK	-1.176	398	+0.285	5	4	0	24 Jason Marquis R	SLN	-0.643	874	-0.110	17	14	0
25 Frank Francisco r	TEX	-2.073	216	-0.073	3	0	0	25 5 Eric Gagne R	LAN	-1.639	326	+0.617	9	1	0

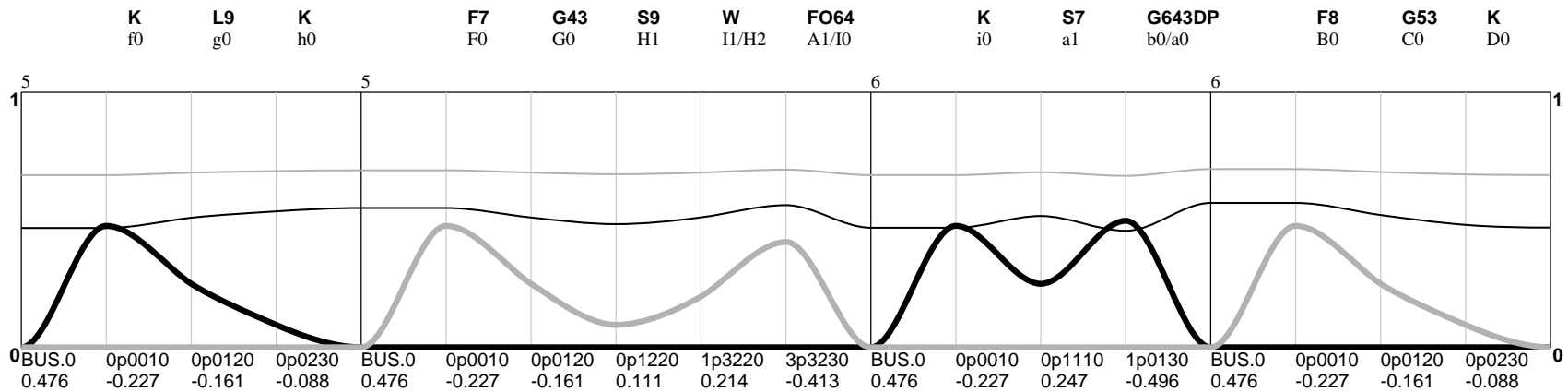
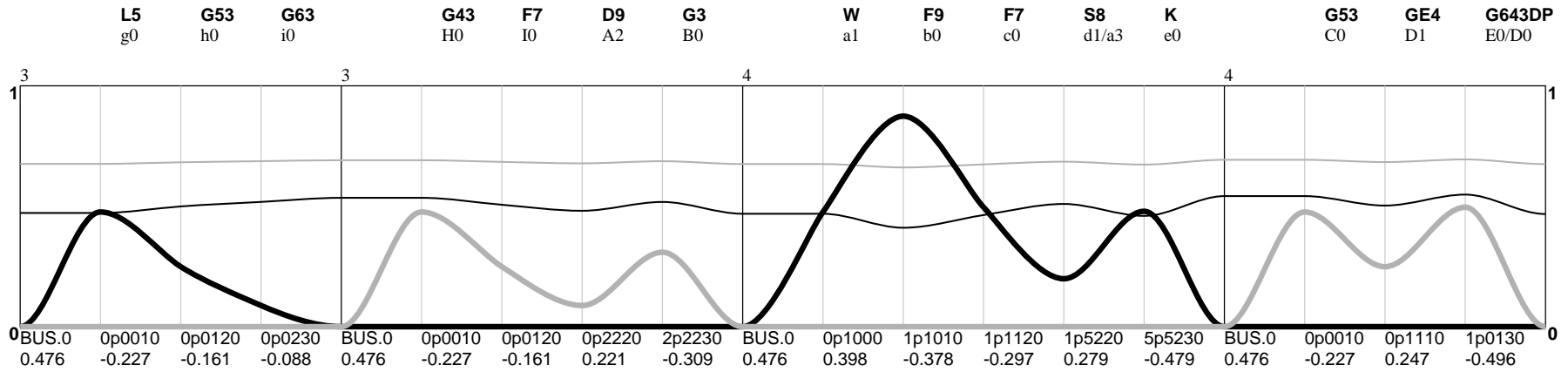
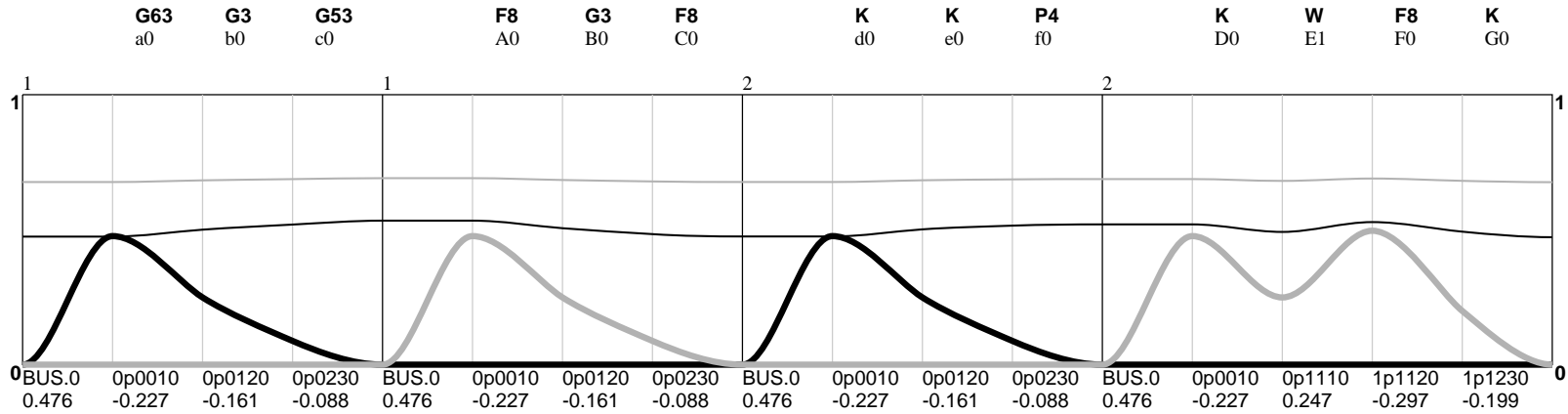
TEX vs SLN 2011 WS gm 1 10/19 (0) Wed



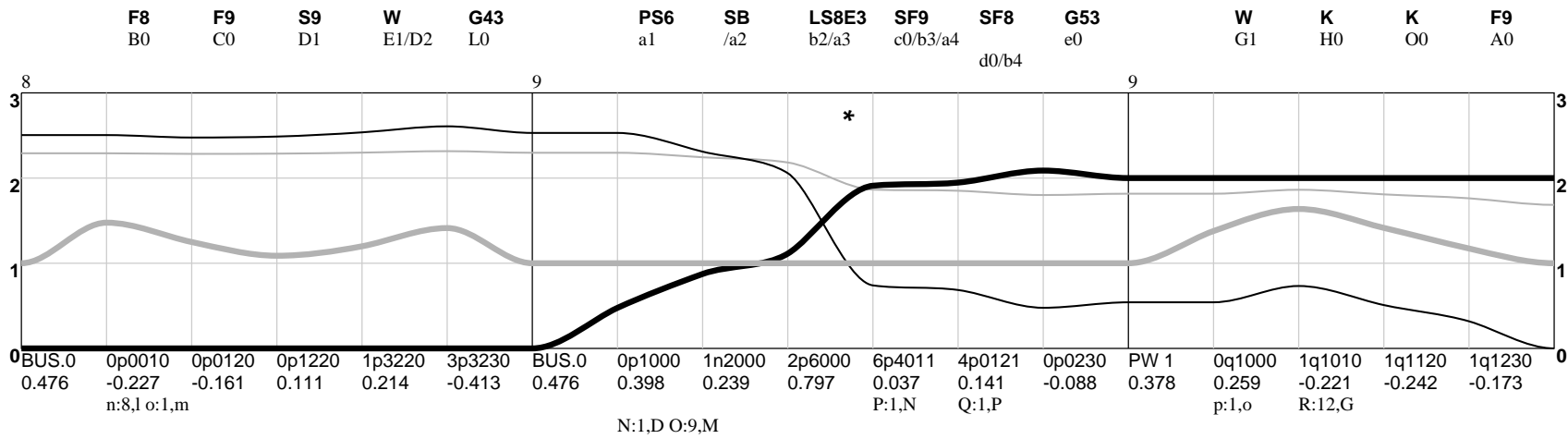
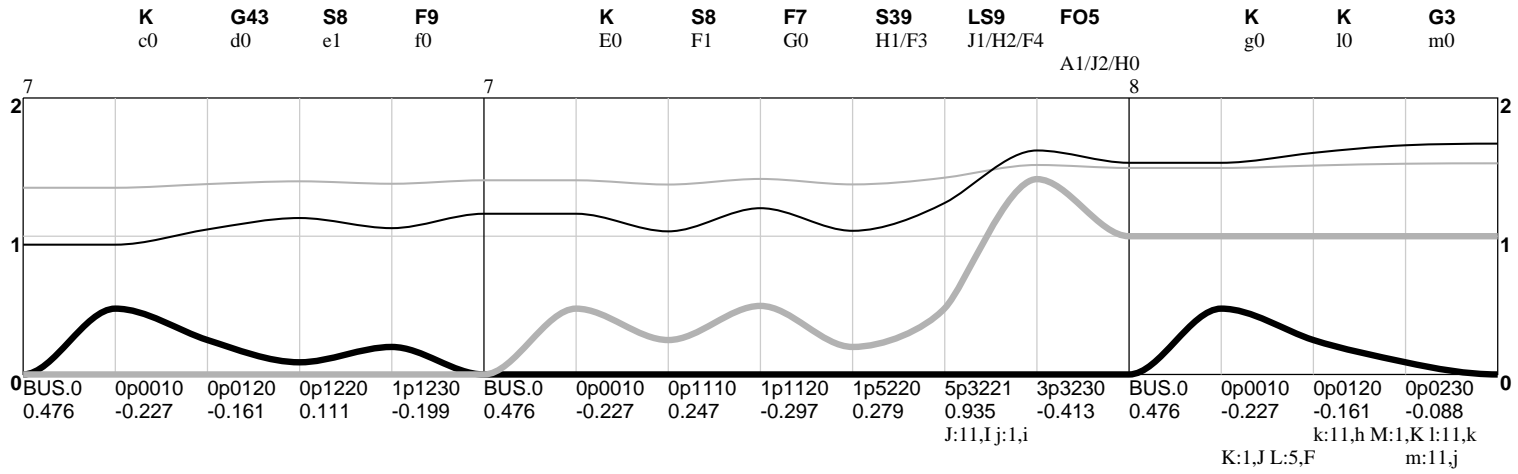
TEX vs SLN 2011 WS gm 1 10/19 (0) Wed



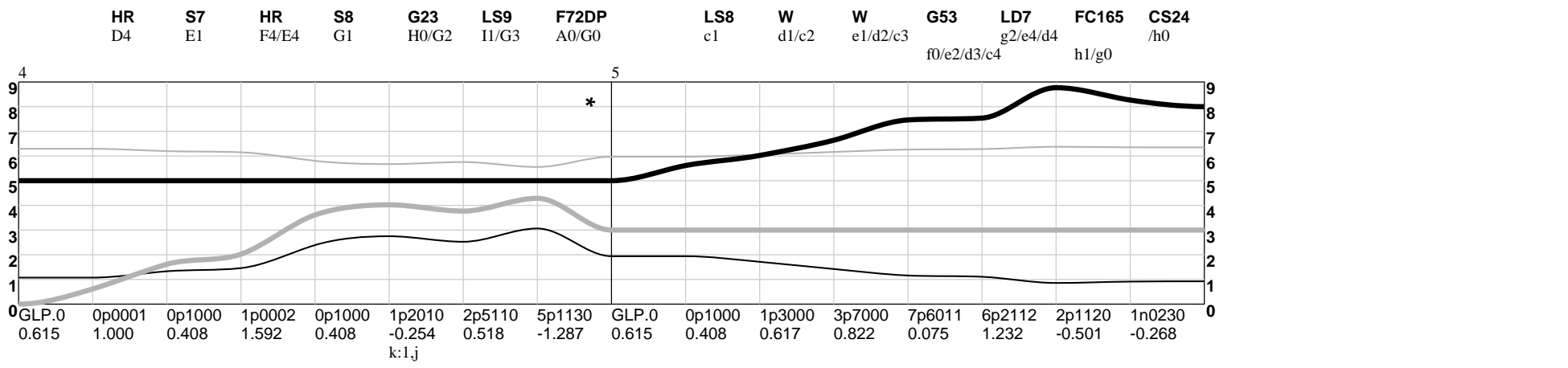
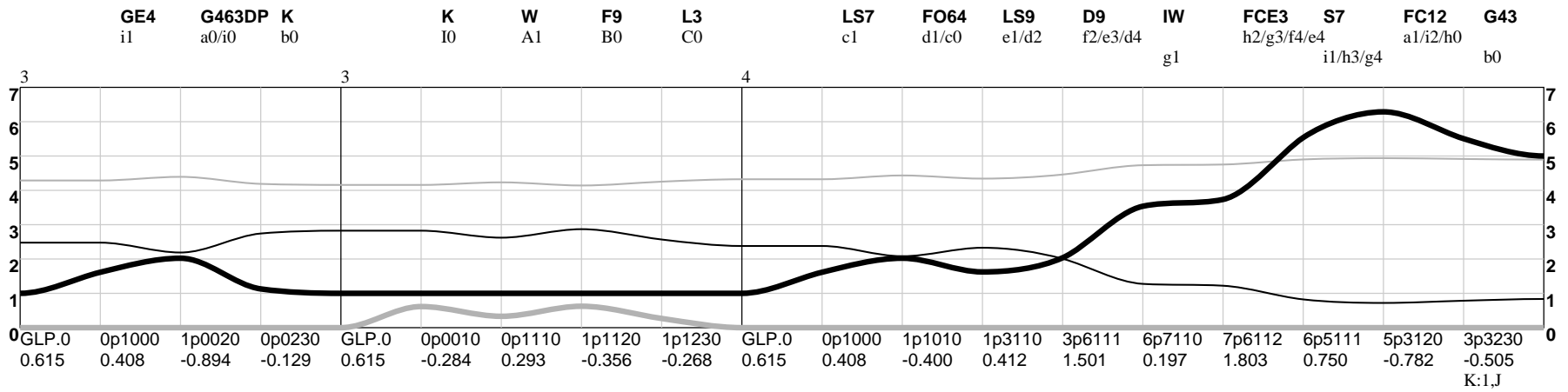
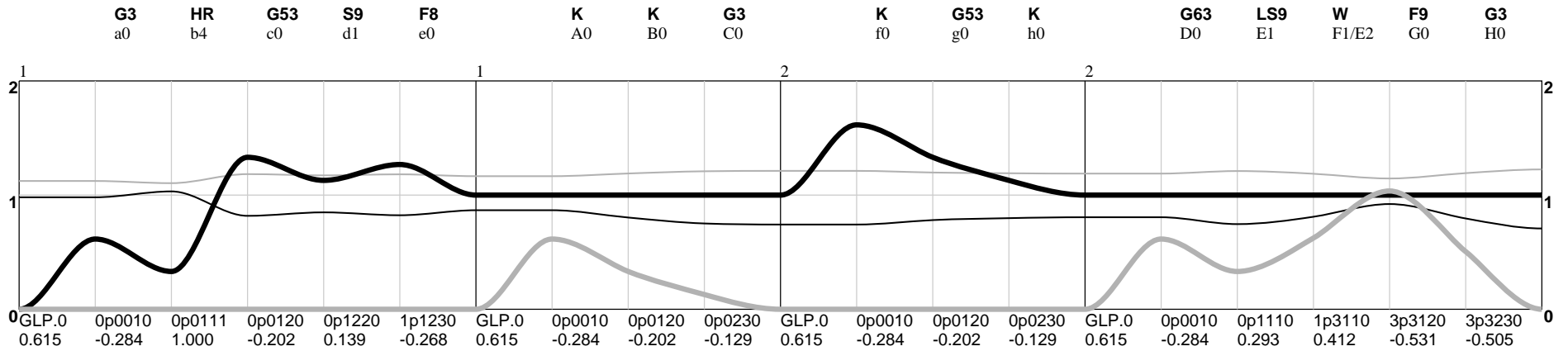
TEX vs SLN 2011 WS gm 2 10/20 (0) Thu



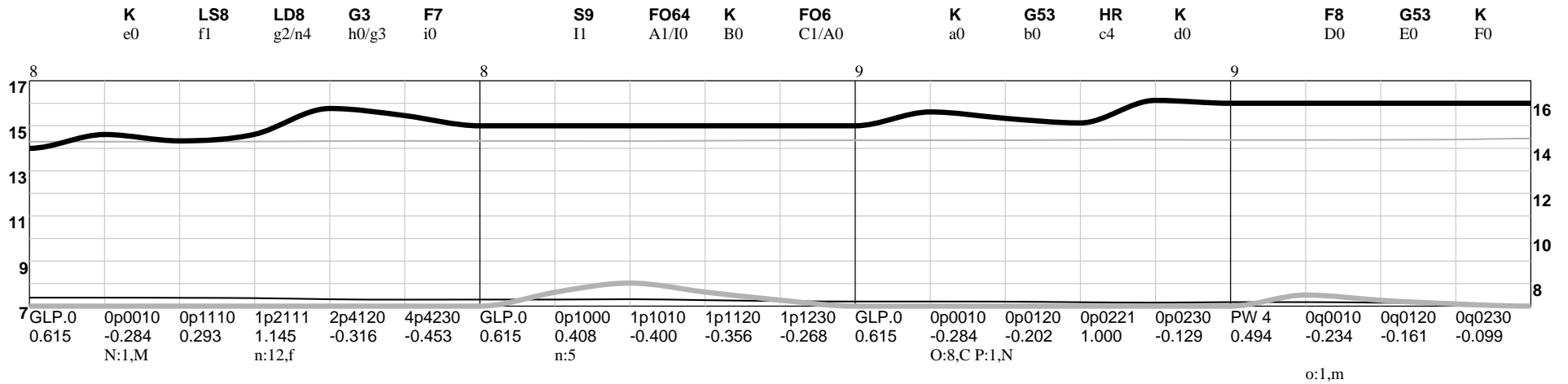
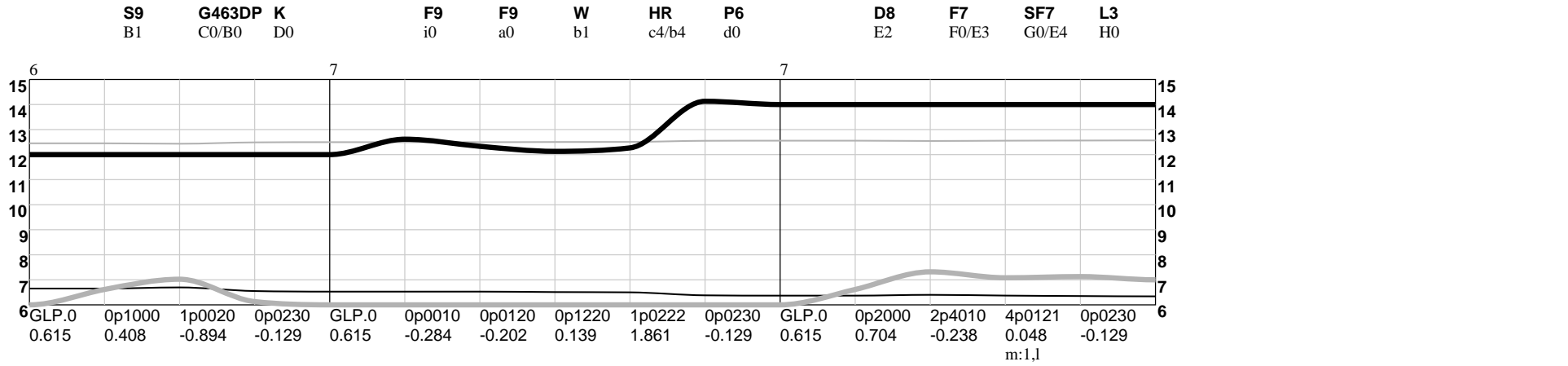
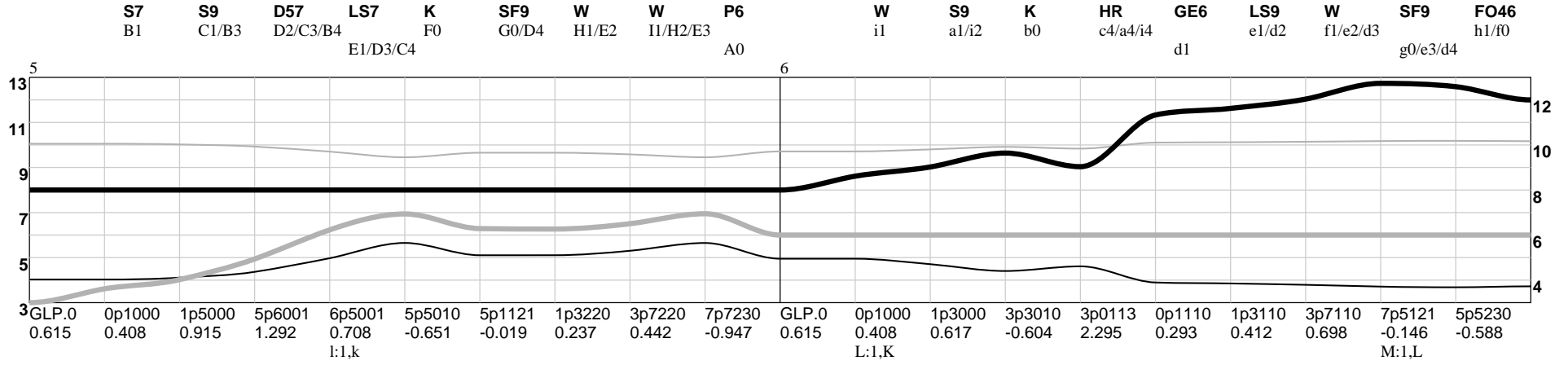
TEX vs SLN 2011 WS gm 2 10/20 (0) Thu



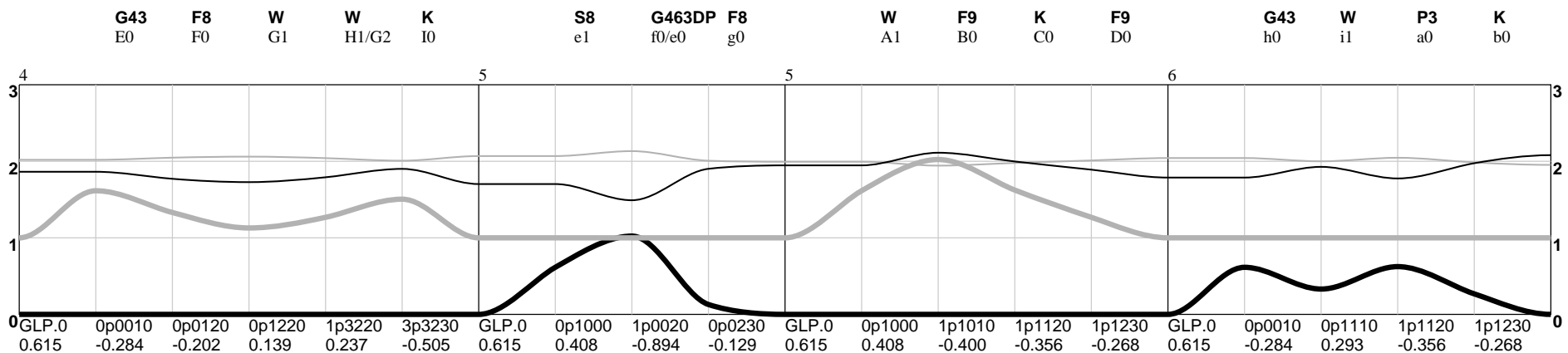
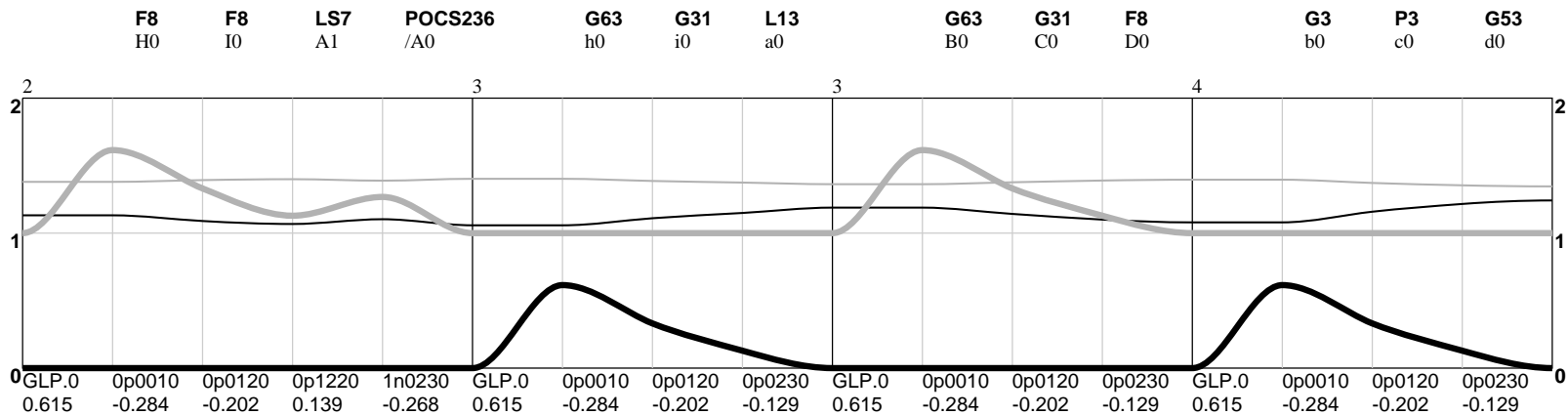
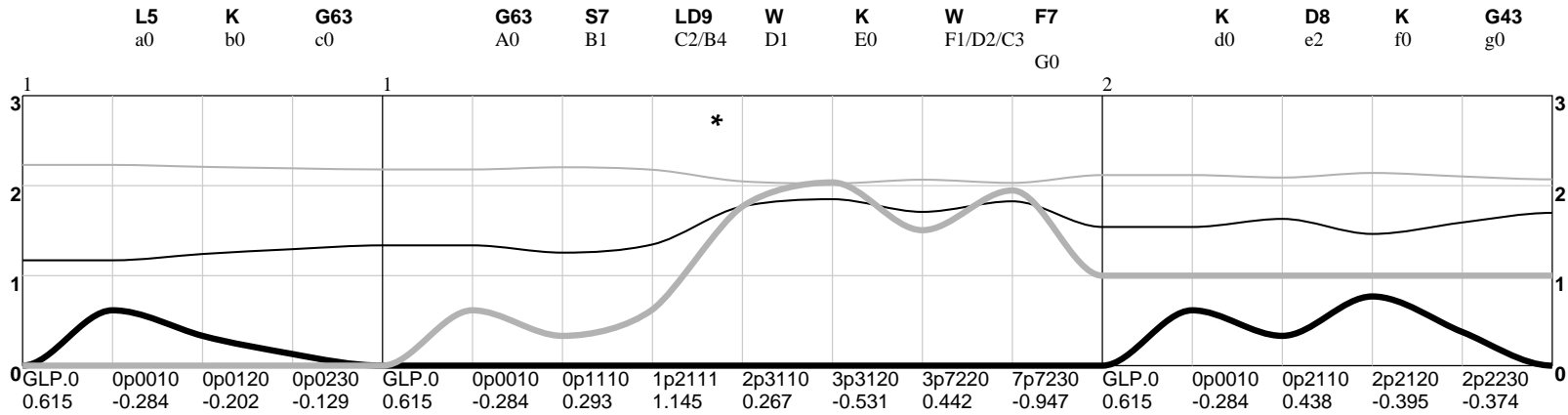
SLN vs TEX 2011 WS gm 3 10/22 (0) Sat



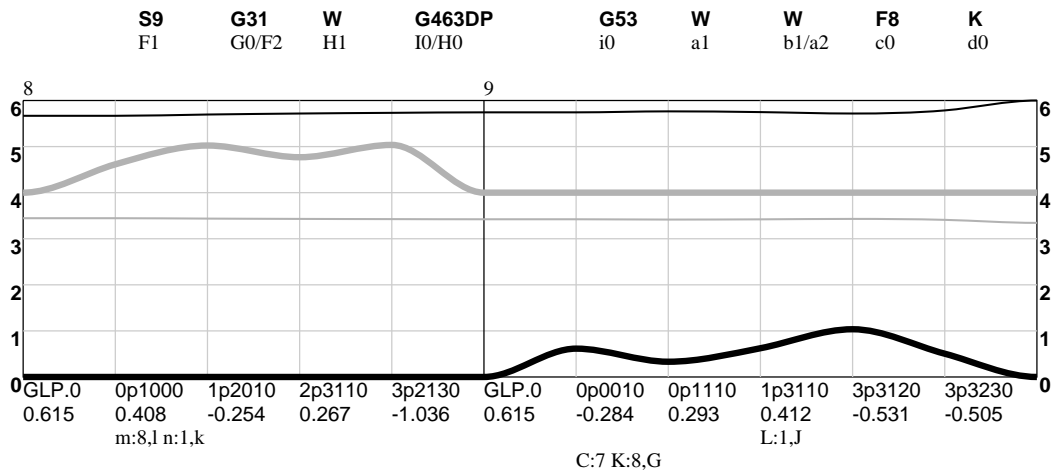
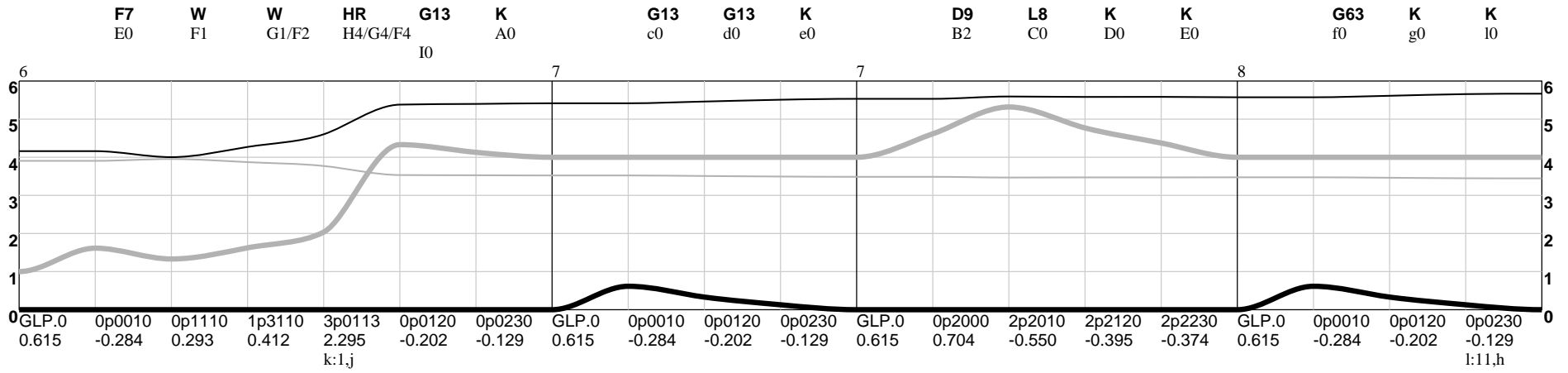
SLN vs TEX 2011 WS gm 3 10/22 (0) Sat



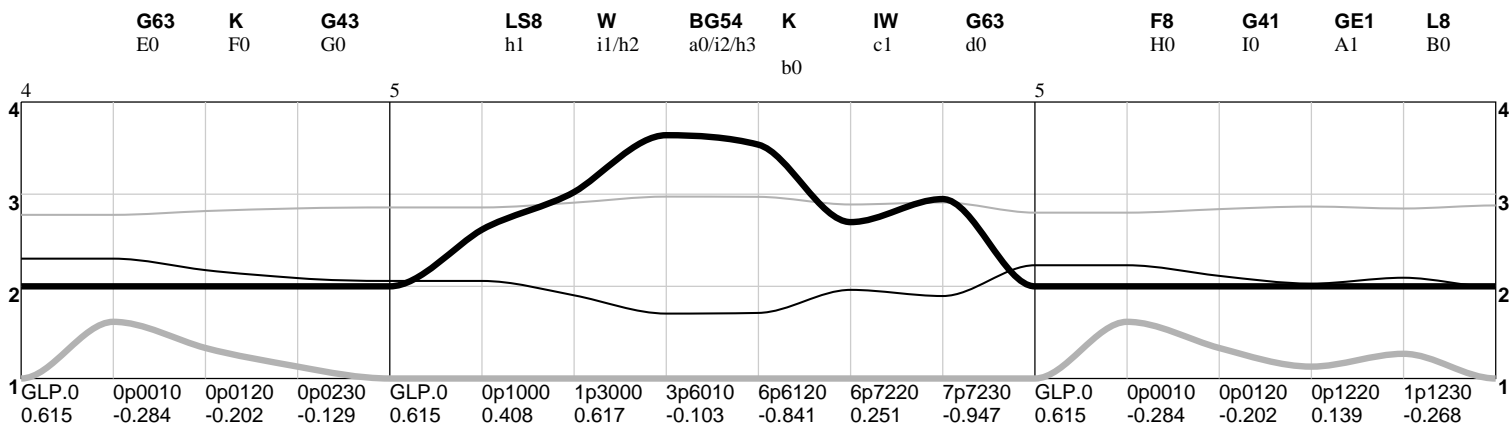
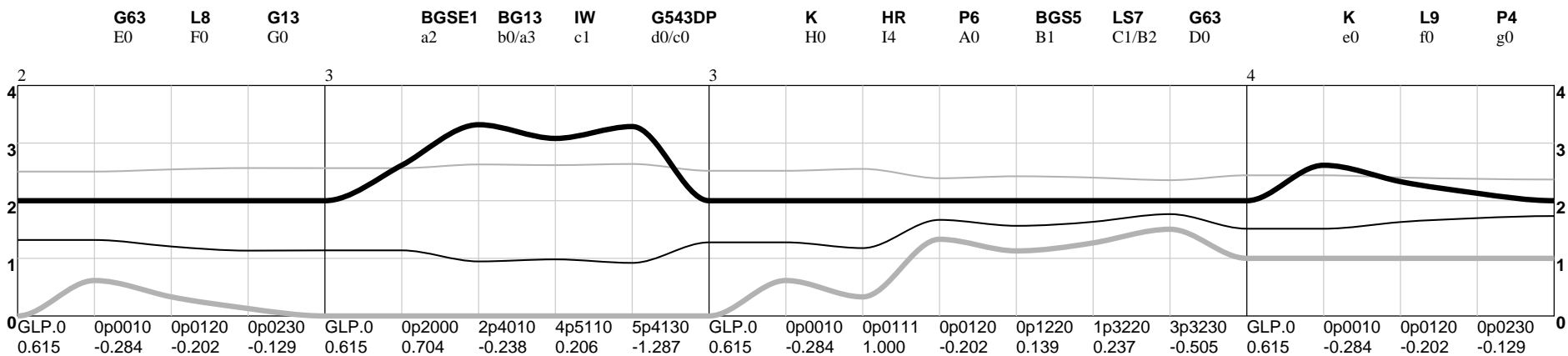
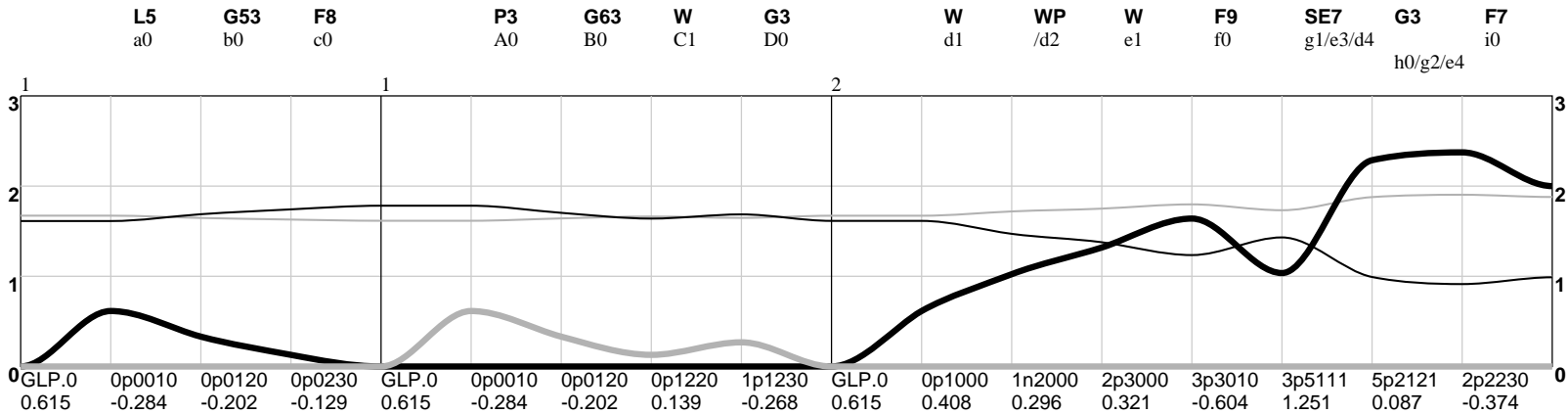
SLN vs TEX 2011 WS gm 4 10/23 (0) Sun



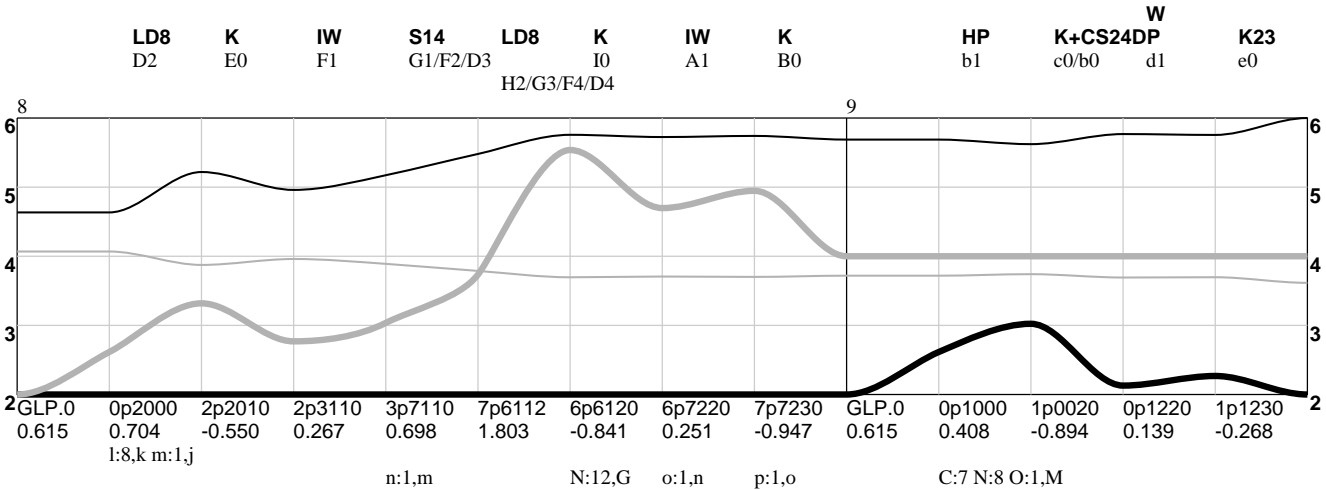
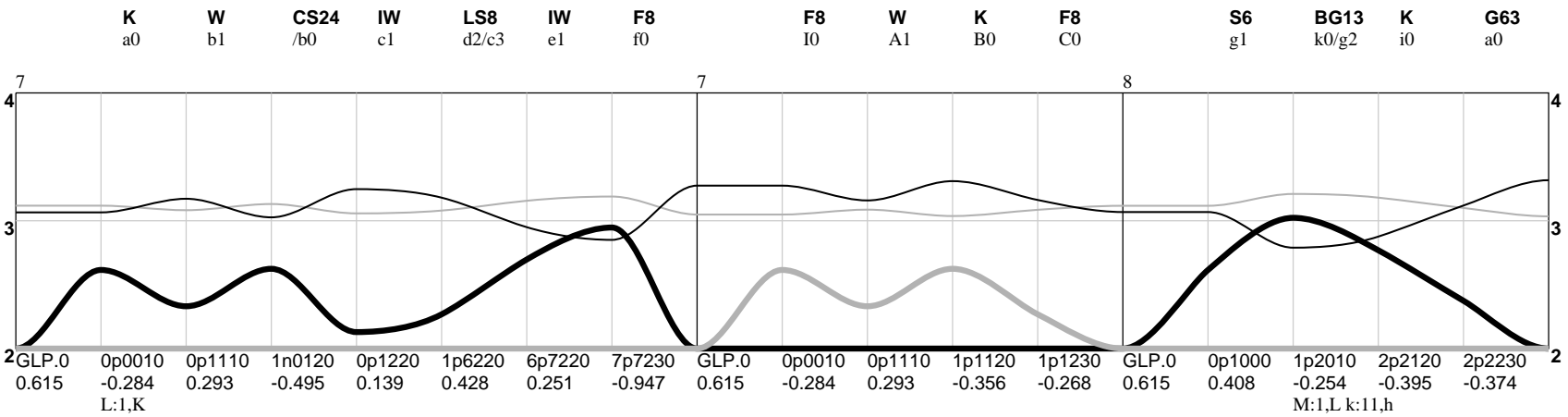
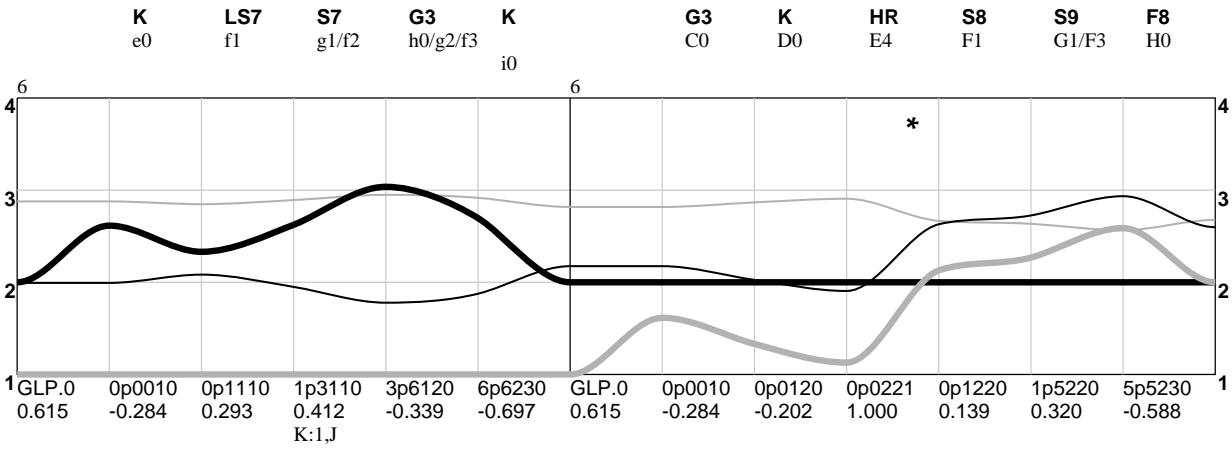
SLN vs TEX 2011 WS gm 4 10/23 (0) Sun



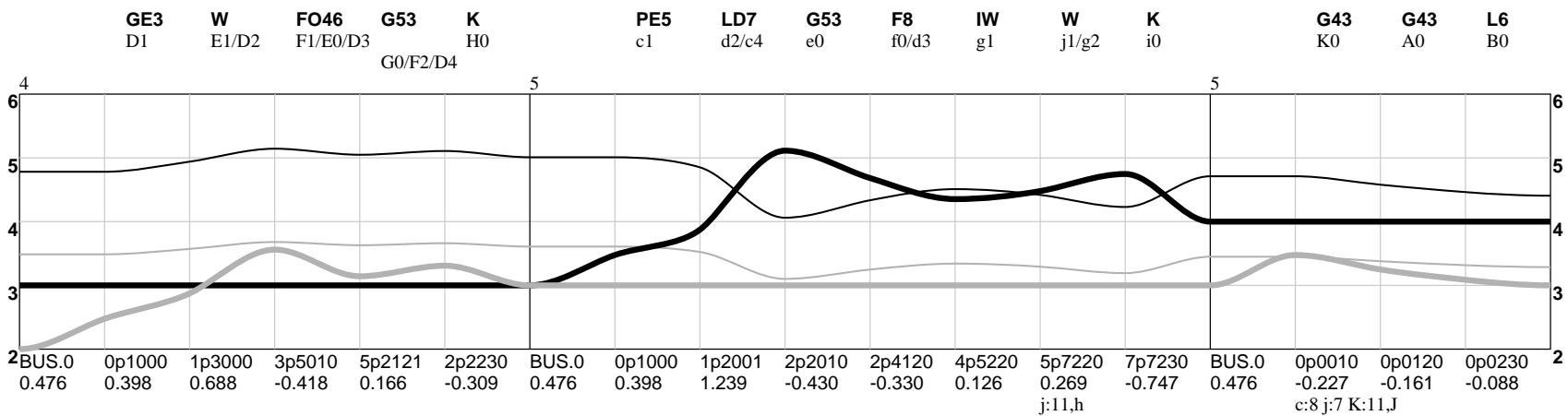
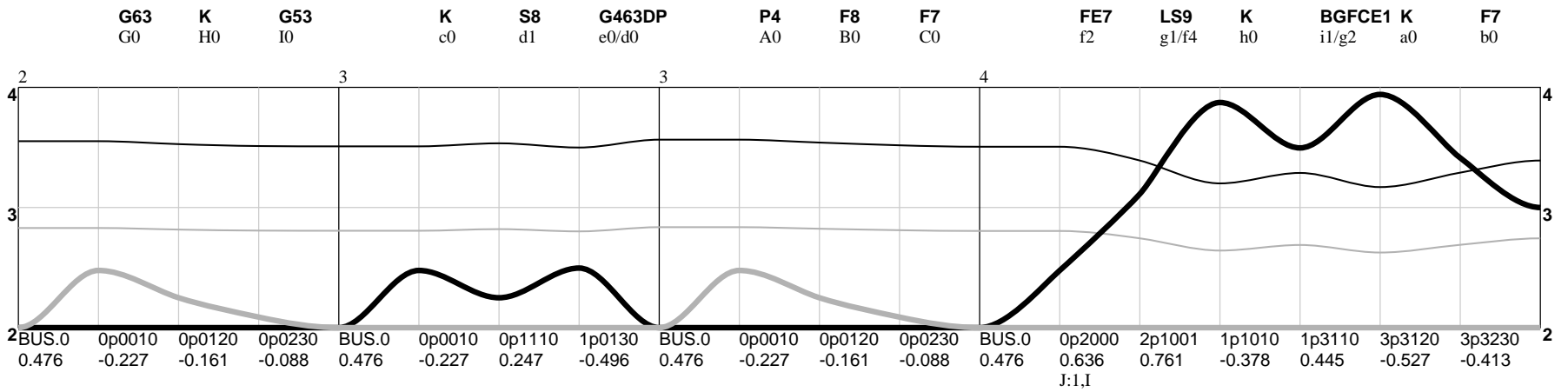
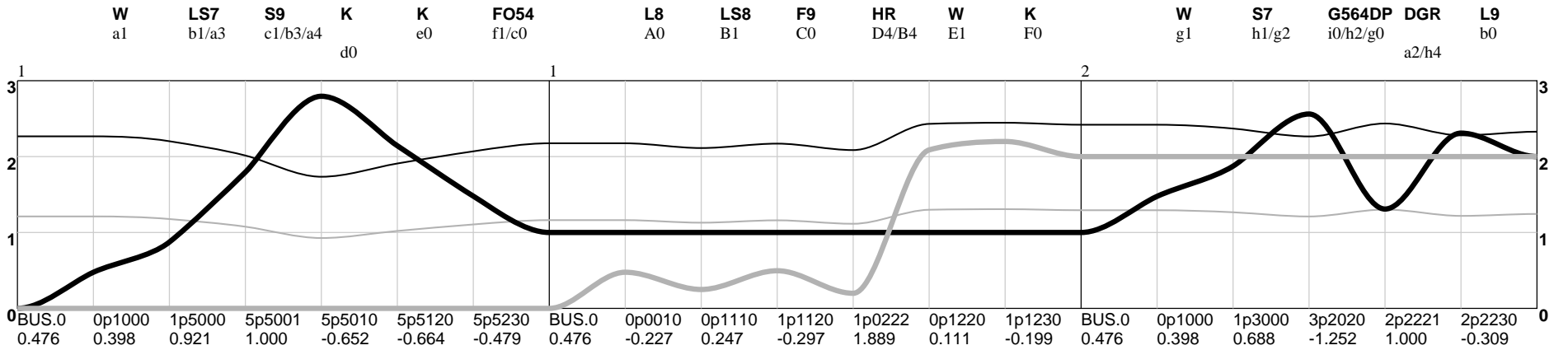
SLN vs TEX 2011 WS gm 5 10/24 (0) Mon



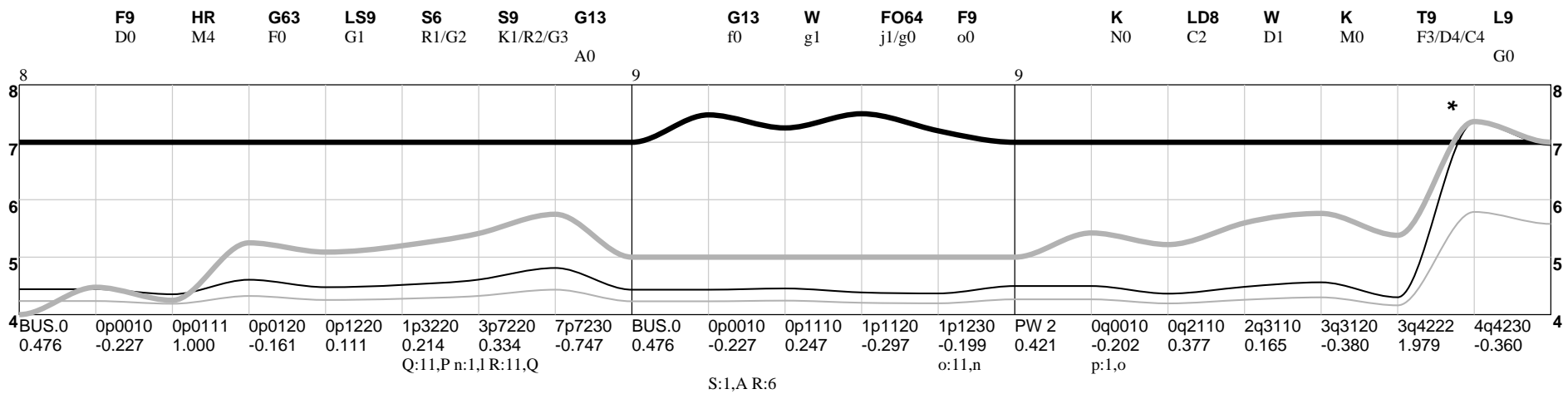
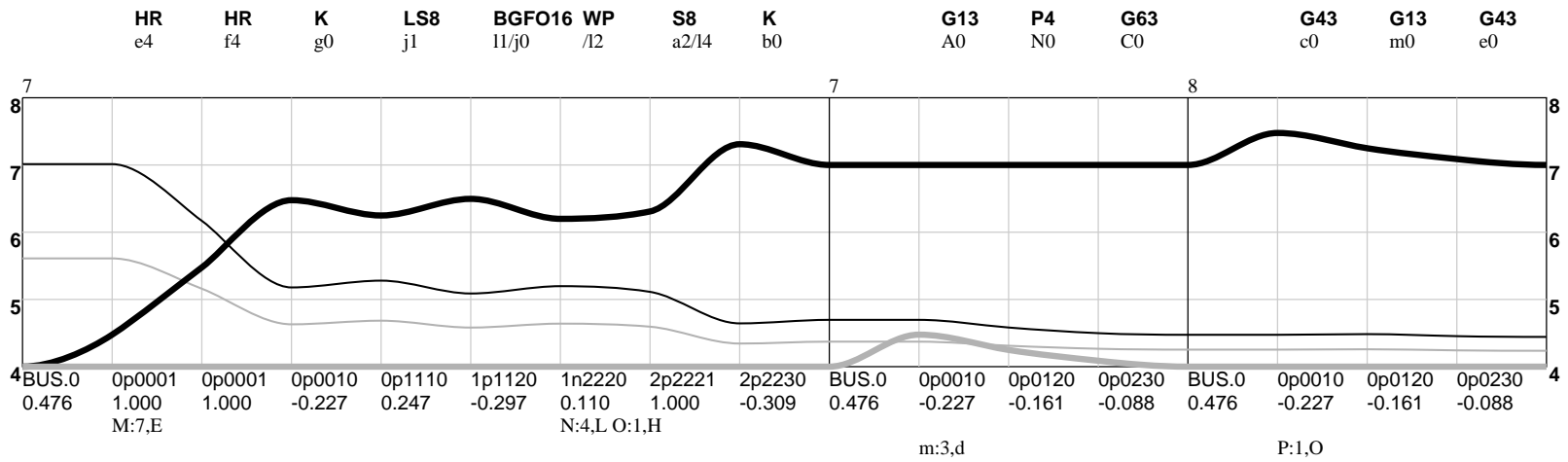
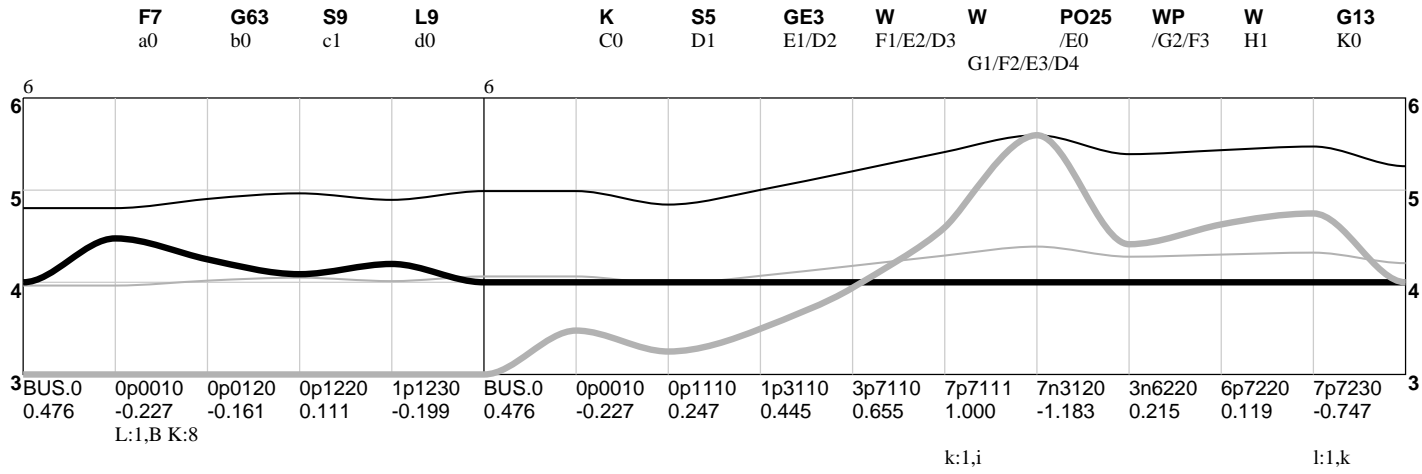
SLN vs TEX 2011 WS gm 5 10/24 (0) Mon



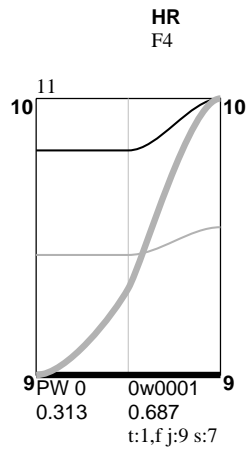
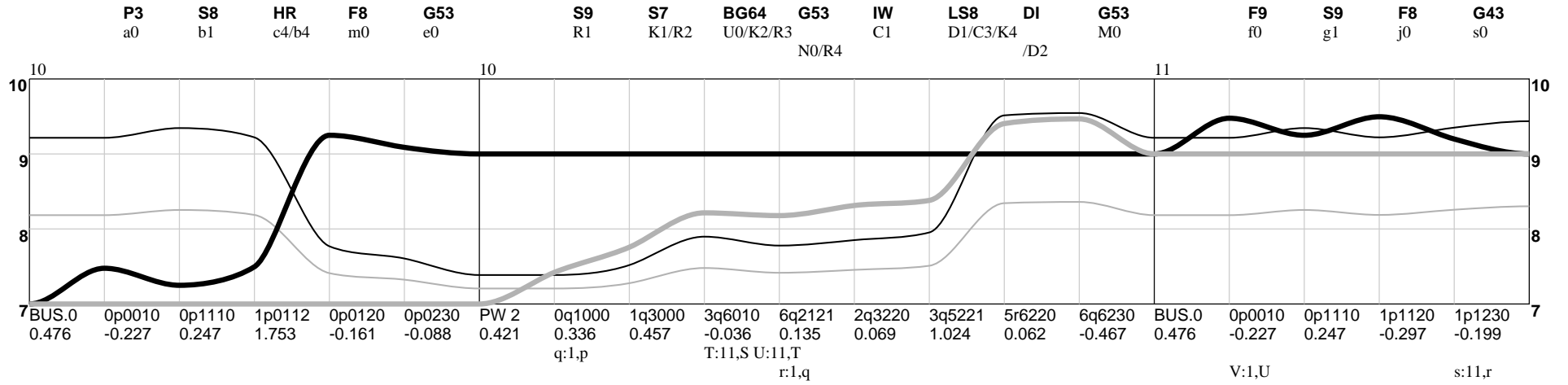
TEX vs SLN 2011 WS gm 6 10/27 (0) Thu



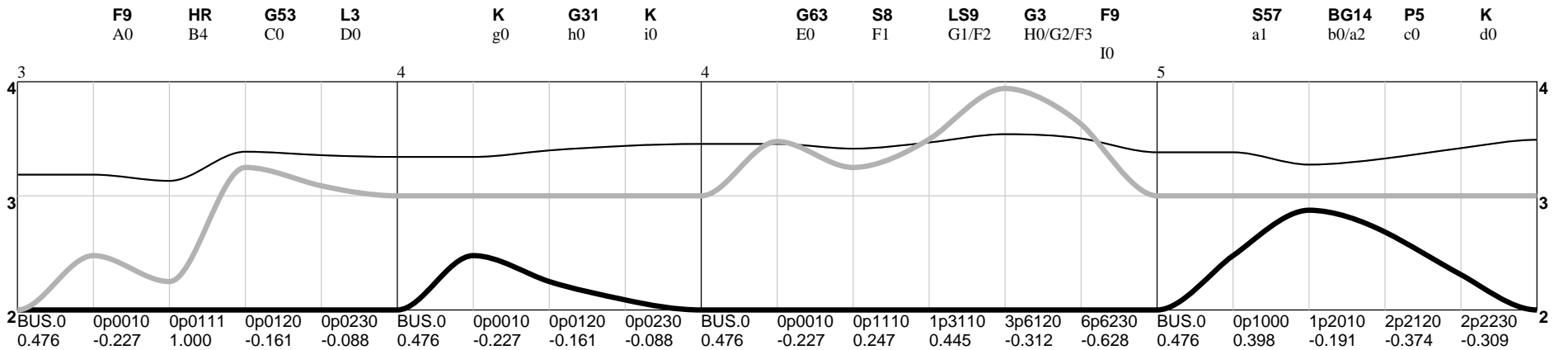
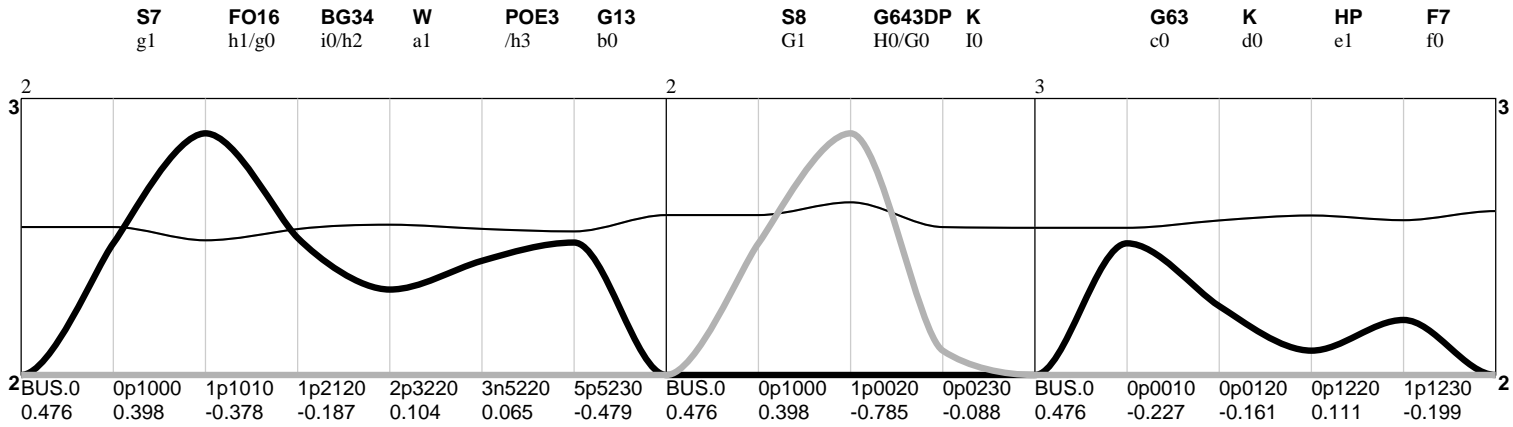
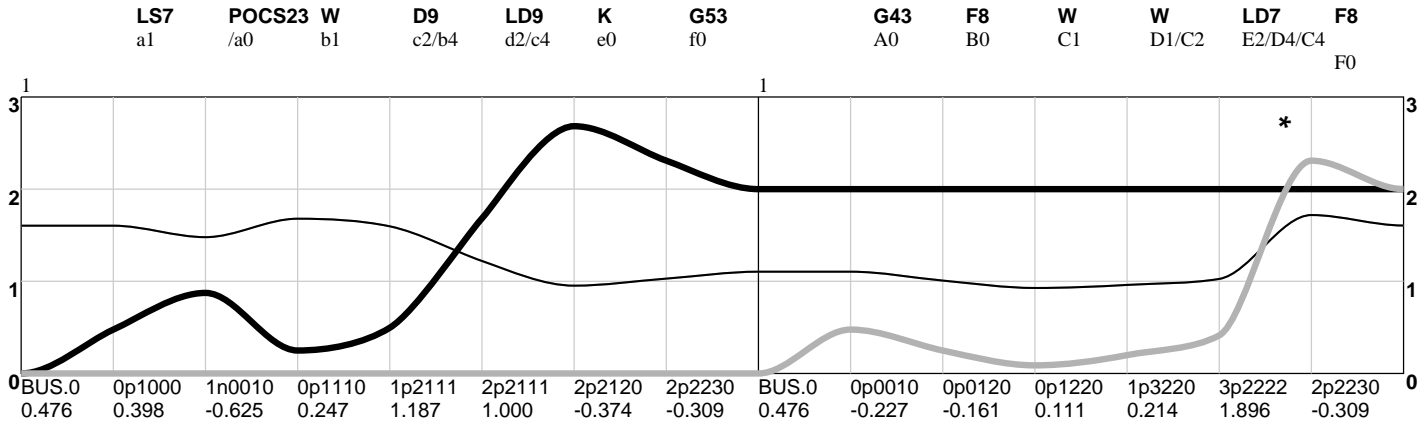
TEX vs SLN 2011 WS gm 6 10/27 (0) Thu



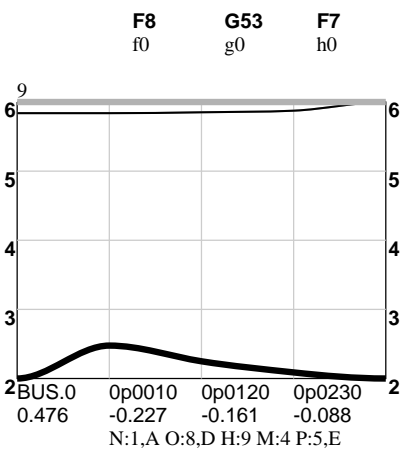
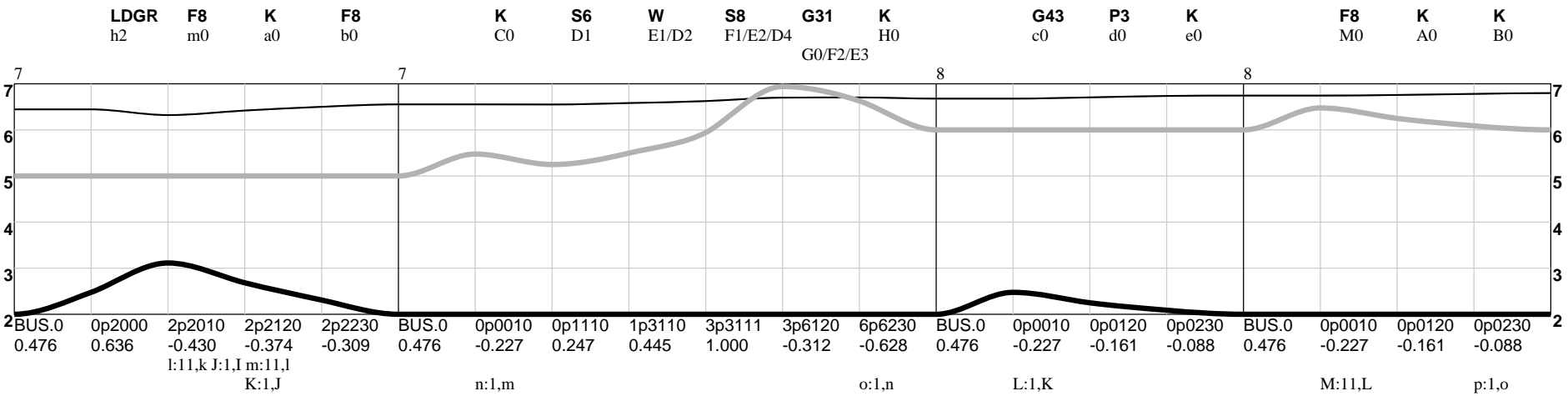
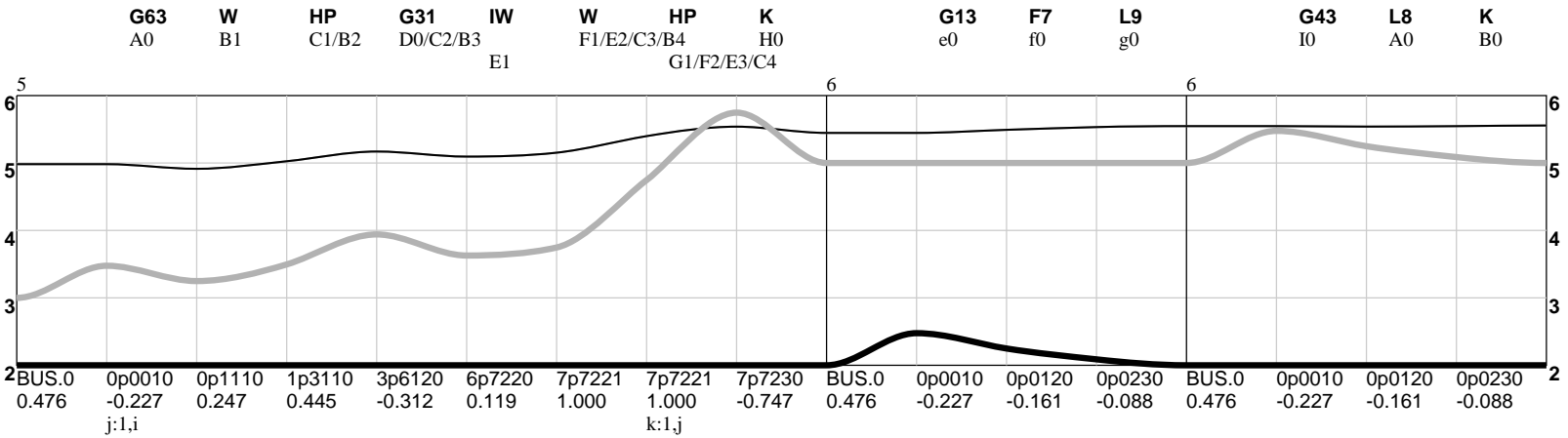
TEX vs SLN 2011 WS gm 6 10/27 (0) Thu



TEX vs SLN 2011 WS gm 7 10/28 (0) Fri



TEX vs SLN 2011 WS gm 7 10/28 (0) Fri



TEX vs SLN 2011 WS

TEX pa o br R ro xo nr lb							Game 1 pa o br r ro xo nr lb							SLN pa o br R ro xo nr lb								
33 27 8 2 25 2 6 4							68 51 21 5 47 4 17 12							35 24 13 3 22 2 11 8								
br/pa	pa/3o	r/3o	nr/br	lb/nr	br/r		-.5	+.5	+1	T	X	!	-.5	+.5	+1	br/pa	pa/3o	r/3o	nr/br	lb/nr	br/r	
0.24	3.67	0.22	0.75	0.67	4.00	3	1	1		186	15	8	3	3	2	0.37	4.38	0.38	0.85	0.73	4.33	

TEX Hitting — gm 1

#	st	ACR	ACW	R	PA	O	BR	player
a	4	-0.154	+1.948	0.511	4	3	2	Ian Kinsler R
b	6	-0.787	-2.030	-0.077	4		4	Elvis Andrus R
c	8	-0.710	-2.087	-0.169	4		4	Josh Hamilton L
d	3	-0.953	-2.323	-0.265	4		4	Michael Young R
e	5	+0.472	+0.828	0.999	4	2	2	Adrian Beltre R
f	9	+0.042	-0.368	0.348	4	3	2	Nelson Cruz R
g	2	+1.782	+3.297	1.532	3	1	2	Mike Napoli R
h	7	-0.825	-1.877	-0.080	2		2	David Murphy L
i	1	-0.530	-1.085	0	2		2	C.J. Wilson L
k	h	-2.244	-5.298	-0.474	1		1	Craig Gentry R
l	i	-1.758	-2.837	-0.325	1		1	Esteban German R

SLN Hitting — gm 1

#	st	ACR	ACW	R	PA	O	BR	player
A	6	+0.021	+0.284	0.437	4	3	2	Rafael Furcal S
B	8	-1.492	-2.656	-0.699	4		4	Jon Jay L
C	3	+0.432	+1.268	0.793	4	3	2	Albert Pujols R
D	7	-0.234	-1.457	0.321	4	3	1	Matt Holliday R
E	9	+1.036	-0.027	1.532	4	+	2	Lance Berkman S
F	5	+0.876	+2.422	0.799	3	1	2	David Freese R
G	2	-1.592	-2.226	-1.051	4		4	Yadier Molina R
H	4	+0.292	+1.210	0.549	4	1	3	Nick Punto S
I	1	-1.682	-1.960	-0.633	2		2	Chris Carpenter R
J	I	+4.255	+8.887	1.029	1		1	Allen Craig R
N	F	-0.812	+0.042	-0.077	1		1	Daniel Descalso L
Q	I	+0.000						Skip Schumaker R

TEX Pitching — gm 1

#	st	ACOR	ACW	R	PA	O	BR	player
i	1	-0.558	+0.196	2.420	26	-	17 11	C.J. Wilson L
j	i	+9.983	-3.136	0.580	2	1	1	Alexi Ogando R
m	i	-8.700	+0.821	0	1		1	Mike Gonzalez L
n	i	-4.629	-0.038	0	6	5	1	Scott Feldman R

SLN Pitching — gm 1

#	st	ACOR	ACW	R	PA	O	BR	player
I	1	-1.492	+0.580	2	22	18	6	Chris Carpenter R
K	I	+5.930	-1.606	0.799	3	1	2	Fernando Salas R
L	I	-18.013	+4.067	-0.799	2		2	Marc Rzepczynski L
M	I	-7.427	+1.359	0	2		2	Octavio Dotel R
O	I	-3.381	+0.249	0	1		1	Arthur Rhodes L
P	E	-6.079	+2.191	0	3	+	3	Jason Motte R

TEX pa o br R ro xo nr lb							Game 2 pa o br r ro xo nr lb							SLN pa o br R ro xo nr lb								
32 27 6 2 26 1 5 3							69 54 17 3 52 2 15 12							37 27 11 1 26 1 10 9								
br/pa	pa/3o	r/3o	nr/br	lb/nr	br/r		-.5	+.5	+1	T	X	!	-.5	+.5	+1	br/pa	pa/3o	r/3o	nr/br	lb/nr	br/r	
0.19	3.56	0.22	0.83	0.60	3.00	0	0	1	0	184	30	16	0	1	0	0.30	4.11	0.11	0.91	0.90	11.00	

TEX Hitting — gm 2

#	st	ACR	ACW	R	PA	O	BR	player
a	4	+1.121	+5.798	1.551	4	+	2 3	Ian Kinsler R
b	6	-0.253	+6.084	0.281	4	3	1	Elvis Andrus R
c	7	-0.612	-2.384	-0.023	4		4	Josh Hamilton L
d	3	+0.035	+0.673	0.626	4	3	1	Michael Young R
e	5	-0.656	-1.692	-0.279	4	3	1	Adrian Beltre R
f	9	-0.730	-3.126	-0.155	3	3		Nelson Cruz R
g	2	-0.872	-3.812	0	3	3		Mike Napoli R
h	8	-0.530	-1.531	0	2		2	Craig Gentry R
i	1	-0.671	-2.967	0	2		2	Colby Lewis R
k	h	+0.000						David Murphy L
l	h	-0.684	-5.838	0	1		1	Yorvit Torrealba R
m	i	-0.376	-1.381	0	1		1	Esteban German R
n	h	+0.000						Endy Chavez L

SLN Hitting — gm 2

#	st	ACR	ACW	R	PA	O	BR	player
A	6	-0.856	-4.213	-0.599	5	-	2 1	Rafael Furcal S
B	8	-0.983	-3.370	-0.265	4		4	Jon Jay L
C	3	-0.678	-1.833	0	4		4	Albert Pujols R
D	9	+0.045	+1.190	0.468	4	3	2	Lance Berkman S
E	7	-0.279	-0.987	0.243	4	2	2	Matt Holliday R
F	5	-0.393	+0.489	0.111	3	2	1	David Freese R
G	2	-0.424	-2.045	0.013	4	3	1	Yadier Molina R
H	4	-0.062	+1.233	0.310	4	3	2	Nick Punto S
I	1	+0.113	+1.159	0.243	2	2	1	Jaime Garcia L
J	I	+3.977	+27.583	0.964	1		1	Allen Craig R
L	F	-1.758	-7.120	-0.384	1		1	Daniel Descalso L
O	I	-1.029	-3.747	-0.105	1		1	Skip Schumaker R
R	G	+0.000						Gerald Laird R

TEX Pitching — gm 2

#	st	ACOR	ACW	R	PA	O	BR	player
i	1	-4.205	+1.370	0.420	26	+	20 7	Colby Lewis R
j	i	+9.983	-9.661	0.580	2	1	1	Alexi Ogando R
o	i	-3.647	-0.412	0	5	3	2	Mike Adams R
p	i	-3.619	+2.394	0	4	3	1	Neftali Feliz R

SLN Pitching — gm 2

#	st	ACOR	ACW	R	PA	O	BR	player
I	1	-5.319	+2.090	0	24	21	4	Jaime Garcia L
K	I	-8.700	+6.521	0	1		1	Fernando Salas R
M	I	-4.768	+3.609	0	2		2	Marc Rzepczynski L
N	D	+27.445	-34.294	1.585	2	-	2	Jason Motte R
P	D	+1.427	-1.300	0.113	1		1	Arthur Rhodes L
Q	D	+1.018	-1.627	0.302	2		2	Lance Lynn R

TEX vs SLN 2011 WS

TEX								Game 3								SLN							
pa	o	br	R	ro	xo	nr	lb	pa	o	br	r	ro	xo	nr	lb	pa	o	br	R	ro	xo	nr	lb
42	27	17	7	25	2	15	8	91	54	41	23	50	4	37	14	49	27	24	16	25	2	22	6
br/pa	pa/3o	r/3o	nr/br	lb/nr	br/r	-5	+5	+1	T	X	!	-5	+5	+1	br/pa	pa/3o	r/3o	nr/br	lb/nr	br/r			
0.40	4.67	0.78	0.88	0.53	2.43	6	7	3	244	11	4	6	13	8	0.49	5.44	1.78	0.92	0.27	1.50			

TEX Hitting — gm 3

#	st	ACR	ACW	R	PA	O	BR	player
A	4	-2.234	-2.714	-1.825	5-	4	1	Ian Kinsler R
B	6	-0.082	-1.027	0.607	5.	4	2	Elvis Andrus R
C	8	-0.549	-0.395	0.143	5.	3	1	Josh Hamilton L
D	10	+1.400	+0.503	2.406	5	3	2	Michael Young R
E	5	+1.662	+1.603	2.436	5	1	4	Adrian Beltre R
F	9	+0.864	+1.427	1.437	5.	3	2	Nelson Cruz R
G	3	-0.099	-0.648	0.435	4.	4	1	Mike Napoli R
H	7	-0.693	-1.031	-0.294	4.	3	1	David Murphy L
I	2	+1.153	+1.134	1.654	4	2	3	Yorvit Torrealba R
O	C	+0.000						Craig Gentry R

SLN Hitting — gm 3

#	st	ACR	ACW	R	PA	O	BR	player
a	6	-1.297	-1.201	-0.587	6	4	1	Rafael Furcal S
b	9	-0.214	+1.179	0.397	6	4	2	Allen Craig R
c	3	+4.092	+1.368	6.232	6+	2	5	Albert Pujols R
d	7	+0.278	+0.090	0.817	6	2	3	Matt Holliday R
e	10	+0.931	+0.713	1.588	5'	2	3	Lance Berkman S
f	5	+1.943	+1.240	2.780	5'	3	3	David Freese R
g	2	+1.895	+0.326	2.671	5'	3	3	Yadier Molina R
h	8	+0.000	+0.498	0.589	5	4	1	Jon Jay L
i	4	+0.706	+1.083	1.513	5'	3	3	Ryan Theriot R
n	f	+0.000						Daniel Descalso L

TEX Pitching — gm 3

#	st	ACOR	ACW	R	PA	O	BR	player
J	1	+6.138	-0.705	5.376	19,-	11	9	Matt Harrison L
K		+10.282	-0.893	2.624	7.	4	4	Scott Feldman R
L		+22.537	-0.989	4.565	7.,	1	6	Alexi Ogando R
M		+3.558	-0.111	1.435	7.	5	2	Mike Gonzalez L
N		+2.949	-0.077	1	5.	3	2	Mark Lowe R
P		+3.686	-0.029	1	4.	3	1	Darren Oliver L

SLN Pitching — gm 3

#	st	ACOR	ACW	R	PA	O	BR	player
j	1	+3.742	+0.141	3.636	16,+	9	7	Kyle Lohse R
k		+10.161	+0.137	2.150	6,	3	4	Fernando Salas R
l		-1.322	+0.072	0.964	11,	7	5	Lance Lynn R
m		-4.441	+0.091	0.250	6'	5	1	Octavio Dotel R
o		-6.304	+0.258	0	3'	3		Mitchell Boggs R

TEX								Game 4								SLN							
pa	o	br	R	ro	xo	nr	lb	pa	o	br	r	ro	xo	nr	lb	pa	o	br	R	ro	xo	nr	lb
36	24	14	4	22	2	12	8	67	51	19	4	48	3	16	12	31	27	5	0	26	1	4	4
br/pa	pa/3o	r/3o	nr/br	lb/nr	br/r	-5	+5	+1	T	X	!	-5	+5	+1	br/pa	pa/3o	r/3o	nr/br	lb/nr	br/r			
0.39	4.50	0.50	0.86	0.67	3.50	5	3	2	187	7	3	3	0	0	0.16	3.44	0.00	0.80	1.00	#			

TEX Hitting — gm 4

#	st	ACR	ACW	R	PA	O	BR	player
A	4	-0.142	+0.228	0.550	4'	3	2	Ian Kinsler R
B	6	+0.333	+0.061	0.932	4'	2	2	Elvis Andrus R
C	8	+0.041	+1.227	0.635	4'	3	1	Josh Hamilton L
D	10	-0.559	-0.184	-0.015	4	3	1	Michael Young R
E	5	-1.567	-1.015	-0.725	4	4		Adrian Beltre R
F	9	+1.001	+0.673	1.400	4'	1	3	Nelson Cruz R
G	7	-0.691	-0.342	-0.350	4	2	2	David Murphy L
H	2	+2.675	+1.226	2.993	4+	2	3	Mike Napoli R
I	3	-2.070	-0.740	-1.420	4	4		Mitch Moreland L
K	G	+0.000						Craig Gentry R

SLN Hitting — gm 4

#	st	ACR	ACW	R	PA	O	BR	player
a	6	-0.506	-1.285	0.106	4.	3	1	Rafael Furcal S
b	9	-0.364	-1.020	0.340	4.	3	1	Allen Craig R
c	3	-1.219	-0.710	-0.463	4.	4		Albert Pujols R
d	7	-1.192	-0.926	-0.376	4.	4		Matt Holliday R
e	10	+1.018	+2.021	1.090	3	2	2	Lance Berkman S
f	5	-2.232	-2.820	-0.845	3-	3		David Freese R
g	2	-1.000	-0.814	-0.245	3.	3		Yadier Molina R
h	8	-1.208	-1.496	0	2.	2		Jon Jay L
i	4	-0.274	+0.316	0.394	3	2	1	Nick Punto S
l	h	-0.549	-0.069	0	1.	1		Ryan Theriot R
m	h	+0.000						Skip Schumaker R

TEX Pitching — gm 4

#	st	ACOR	ACW	R	PA	O	BR	player
J	1	-6.717	+0.750	0.360	28,+	25	4	Derek Holland L
L		-7.964	+0.571	-0.360	3'	2	1	Neftali Feliz R

SLN Pitching — gm 4

#	st	ACOR	ACW	R	PA	O	BR	player
j	1	-2.533	+0.072	1.806	25.,	16	10	Edwin Jackson R
k		+7.379	-0.687	2.194	7-	5	2	Mitchell Boggs R
n		-5.888	-0.121	0	4	3	2	Jake Westbrook R

TEX vs SLN 2011 WS

TEX							Game 5							SLN									
pa	o	br	R	ro	xo	nr	lb	pa	o	br	r	ro	xo	nr	lb	pa	o	br	R	ro	xo	nr	lb
38	24	14	4	24	0	14	10	79	51	31	6	48	3	28	22	41	27	17	2	24	3	14	12
br/pa	pa/3o	r/3o	nr/br	lb/nr	br/r	-5	+5	+1	T	X	!	-5	+5	+1	br/pa	pa/3o	r/3o	nr/br	lb/nr	br/r			
0.37	4.75	0.50	1.00	0.71	3.50	5	5	3	211	28	13	7	3	1	0.41	4.56	0.22	0.82	0.86	8.50			

TEX Hitting — gm 5

#	st	ACR	ACW	R	PA	O	BR	player
A	4	+0.168	+0.655	0.812	5'	2	3	Ian Kinsler R
B	6	-1.391	-1.896	-1.159	5	4	1	Elvis Andrus R
C	8	-0.187	-1.211	0.345	4'	2	2	Josh Hamilton L
D	10	-0.289	-1.321	0.180	4	3	1	Michael Young R
E	5	-0.125	+3.328	0.625	4'	3	1	Adrian Beltre R
F	9	+0.002	-0.135	0.489	4'	2	2	Nelson Cruz R
G	7	+0.809	+1.921	1.101	4'	2	2	David Murphy L
H	2	+0.687	-3.113	1.297	4+	3	1	Mike Napoli R
I	3	-0.347	+1.769	0.311	4'	3	1	Mitch Moreland L
N	G;	+0.000						Craig Gentry R

SLN Hitting — gm 5

#	st	ACR	ACW	R	PA	O	BR	player
a	6	-0.291	-1.077	0.592	5	4	1	Rafael Furcal S
b	9	-0.914	-1.880	-0.184	5.	5	2	Allen Craig R
c	3	-0.364	+1.097	0.243	5.	3	3	Albert Pujols R
d	7	-0.819	-2.834	-0.477	5.	2	3	Matt Holliday R
e	10	-0.225	-0.039	0.495	5	3	2	Lance Berkman S
f	5	-1.554	-4.878	-1.065	4-	3	1	David Freese R
g	2	+2.066	+8.997	2.382	4	1	3	Yadier Molina R
h	8	+0.222	+1.761	0.419	3	2	1	Skip Schumaker R
i	4	-0.903	-3.917	-0.294	4.	3	1	Nick Punto S
k	h.	-1.081	-4.434	-0.112	1.	1		Ryan Theriot R
l	h.	+0.000						Jon Jay L

TEX Pitching — gm 5

#	st	ACOR	ACW	R	PA	O	BR	player
J	1	-1.701	-0.061	2.360	24,	16	9	C.J. Wilson L
K		-7.964	+3.016	-0.360	3'	2	1	Scott Feldman R
L		-1.130	-0.750	0.550	7,	3	5	Alexi Ogando R
M		-13.064	+7.222	-0.550	3+	3		Darren Oliver L
O		-5.888	+0.862	0	4'	3	2	Neftali Feliz R

SLN Pitching — gm 5

#	st	ACOR	ACW	R	PA	O	BR	player
j	1	-2.942	+0.515	2	30-	21	9	Chris Carpenter R
m		+5.377	-2.610	0.756	3.,	1	2	Octavio Dotel R
n		+21.196	-2.261	1.812	3.,	1	2	Marc Rzepczynski L
o		+9.601	-0.184	0.315	1.,	1		Lance Lynn R
p		-36.282	+0.607	-0.883	1	1		Jason Motte R

TEX							Game 6							SLN									
pa	o	br	R	ro	xo	nr	lb	pa	o	br	r	ro	xo	nr	lb	pa	o	br	R	ro	xo	nr	lb
54	33	23	9	31	2	21	12	105	63	45	19	60	3	42	23	51	30	22	10	29	1	21	11
br/pa	pa/3o	r/3o	nr/br	lb/nr	br/r	-5	+5	+1	T	X	!	-5	+5	+1	br/pa	pa/3o	r/3o	nr/br	lb/nr	br/r			
0.43	4.91	0.82	0.91	0.57	2.56	5	11	7	273	74	27	3	8	5	0.43	5.10	1.00	0.95	0.52	2.20			

TEX Hitting — gm 6

#	st	ACR	ACW	R	PA	O	BR	player
a	4	+1.004	+1.824	2.095	6	3	3	Ian Kinsler R
b	6	-0.017	+0.272	0.423	6.	4	2	Elvis Andrus R
c	7	+1.991	+11.188	3.491	6	3	4	Josh Hamilton L
d	3	+0.676	+3.752	0.892	4	3	2	Michael Young R
e	5	-0.544	+3.722	-0.109	6.	5	1	Adrian Beltre R
f	9	+0.265	+2.073	1.229	6	3	2	Nelson Cruz R
g	2	+1.100	+4.400	1.969	6	3	5	Mike Napoli R
h	8	+0.660	+0.350	0.461	2	1	1	Craig Gentry R
i	1	-2.205	-5.368	-1.209	3-	2	1	Colby Lewis R
j	h:	-0.083	+1.075	0.192	4.	2	2	David Murphy L
l	i	-0.796	-2.880	-0.107	1.			Derek Holland L
m	d:	-0.684	+4.617	-0.107	2.	2		Mitch Moreland L
o	i:	-0.848	-9.977	-0.111	1.	1		Endy Chavez L
s	i:	-0.848	-4.515	-0.111	1.	1		Esteban German R

SLN Hitting — gm 6

#	st	ACR	ACW	R	PA	O	BR	player
A	6	-1.353	-6.743	-0.725	5	5		Rafael Furcal S
B	8	-0.003	-0.170	0.328	3	2	1	Skip Schumaker R
C	3	-0.181	+0.056	0.302	6	4	2	Albert Pujols R
D	9	+2.523	+14.428	3.995	6+	1	5	Lance Berkman S
E	7	+0.086	+6.170	0.230	3	2	3	Matt Holliday R
F	5	+1.879	+19.977	3.222	6'	2	3	David Freese R
G	2	+0.678	-0.769	1.280	5'	3	2	Yadier Molina R
H	4	-0.498	-1.095	-0.058	3	2	1	Nick Punto S
I	1	-0.376	-0.207	0	1	1		Jaime Garcia L
K	I:	-0.195	+2.454	0.177	4	2	2	Jon Jay L
M	E:	+0.217	-6.696	0.307	3	2	1	Allen Craig R
N	B:	-0.324	-4.202	0.271	3	3		Ryan Theriot R
Q	H:	+0.000						Gerald Laird R
R	H:	+1.170	+7.243	0.640	2'	2		Daniel Descalso L
T	A:	+0.000			1			Edwin Jackson R
U	A:	-0.155	-4.276	0.031	1	1		Kyle Lohse R

TEX Pitching — gm 6

#	st	ACOR	ACW	R	PA	O	BR	player
i	1	+2.775	-1.066	4.443	24,-	16	8	Colby Lewis R
k	i	+2.893	-1.504	0.259	2,	1	2	Alexi Ogando R
l	i	-2.395	+2.296	0.430	8,	6	2	Derek Holland L
n	i	-2.543	+1.920	-0.133	3	1	2	Mike Adams R
p	i	+10.076	-12.045	2	6.	3	3	Neftali Feliz R
q	i	+9.661	-7.164	0.959	3.,	1	2	Darren Oliver L
r	i	+7.868	-12.420	1.041	4.	2	2	Scott Feldman R
t	f	+26.298	-17.139	1	1.	1		Mark Lowe R

SLN Pitching — gm 6

#	st	ACOR	ACW	R	PA	O	BR	player
I	1	+1.563	-0.369	2	14+	9	7	Jaime Garcia L
J	I	+3.086	-1.514	2	13'	6	7	Fernando Salas R
L	B	+5.305	-4.507	2.111	9,	5	4	Lance Lynn R
O	H	+15.332	-8.151	0.889	2	1	1	Octavio Dotel R
P	H	-6.079	-0.753	0	3'	3		Marc Rzepczynski L
S	A	+4.457	-7.407	2	9	6	3	Jason Motte R
V	A	-4.559	+2.946	0	4'	3	1	Jake Westbrook R

TEX vs SLN 2011 WS

TEX							Game 7							SLN									
pa	o	br	R	ro	xo	nr	lb	pa	o	br	r	ro	xo	nr	lb	pa	o	br	R	ro	xo	nr	lb
35	27	9	2	26	1	8	6	73	51	24	8	49	2	22	14	38	24	15	6	23	1	14	8
br/pa	pa/3o	r/3o	nr/br	lb/nr	br/r	-.5	+.5	+1	T	X	!	-.5	+.5	+1	br/pa	pa/3o	r/3o	nr/br	lb/nr	br/r			
0.26	3.89	0.22	0.89	0.75	4.50	1	3	2	197	15	7	4	5	5	0.39	4.75	0.75	0.93	0.57	2.50			

TEX Hitting — gm 7

#	st	ACR	ACW	R	PA	O	BR	player
a	4	-0.106	+1.799	0.446	4.	2	3	Ian Kinsler R
b	6	-0.778	-1.151	-0.445	4-	3	1	Elvis Andrus R
c	8	+0.381	+1.571	1.014	4	3	1	Josh Hamilton L
d	3	+0.393	+1.715	0.819	4	3	1	Michael Young R
e	5	-0.615	-0.667	-0.179	4.	3	1	Adrian Beltre R
f	9	-0.953	-1.504	-0.376	4.	4		Nelson Cruz R
g	2	-0.084	+0.446	0.511	4.	4	1	Mike Napoli R
h	7	+0.080	-1.171	0.551	4.	2	1	David Murphy L
i	1	-0.586	-0.867	-0.026	2.	2		Matt Harrison L
l	i.	+0.000						Endy Chavez L
m	i.	-1.829	-0.947	-0.316	1.	1		Yorvit Torrealba R

TEX Pitching — gm 7

#	st	ACOR	ACW	R	PA	O	BR	player
i	1	+2.330	-0.851	3	18-	12	7	Matt Harrison L
j	i	+8.112	-0.908	1.703	6.,	2	4	Scott Feldman R
k	i	-1.711	-0.139	0.297	5.	4	1	C.J. Wilson L
n	i	+8.825	-0.274	1.540	5.,	2	3	Mike Adams R
o	i	-12.974	-0.032	-0.540	3,	3		Mike Gonzalez L
p	i	-3.381	-0.158	0	1	1		Alexi Ogando R

TEX Hitting — RS

ACR	ACW	PA	BR	/pa	w	l	player
+1.535	+1.222	13	8	0.62	1		Esteban German R
+0.395	+0.153	432>	184	0.43	11	4	Mike Napoli R
+0.176	+0.753	538	195	0.36	13	4	Josh Hamilton L
+0.155	+0.477	689	267	0.39	9	5	Michael Young R
+0.147	+0.173	525	183	0.35	13	8	Adrian Beltre R
+0.086	+0.217	723	263	0.36	15	9	Ian Kinsler R
+0.080	-0.004	513	163	0.32	5	7	Nelson Cruz R
+0.032	-0.208	153	53	0.35	3	3	Craig Gentry R
-0.028	-0.049	665	238	0.36	10	8	Elvis Andrus R
-0.038	+1.888	5	1	0.20			C.J. Wilson L
-0.072	-0.233	274	89	0.32	5	2	Endy Chavez L
-0.081	+0.181	512	170	0.33	5	6	Mitch Moreland L
-0.115	+0.016	440	147	0.33	2	2	David Murphy L
-0.185	-0.048	419	130	0.31	3	5	Yorvit Torrealba R
-0.661	-0.924	8	1	0.12			Colby Lewis R
-1.176	-2.010	9	0	0.00			Matt Harrison L

SLN Hitting — gm 7

#	st	ACR	ACW	R	PA	O	BR	player
A	4	-0.854	-1.309	0	5	5		Ryan Theriot R
B	7	+0.774	+1.358	1.381	5	3	2	Allen Craig R
C	3	+0.178	+0.625	0.551	4	2	2	Albert Pujols R
D	9	+0.065	+0.405	0.265	4	2	2	Lance Berkman S
E	5	+2.374	+5.443	2.543	4+	1	3	David Freese R
F	2	+2.062	+0.627	2.076	4	1	3	Yadier Molina R
G	6	+1.627	+1.734	1.759	4	2	3	Rafael Furcal S
H	8	-2.631	-2.210	-2.035	4	4		Skip Schumaker R
I	1	-1.339	-1.260	-0.540	3	3		Chris Carpenter R
M	I	-0.967	+0.121	0	1	1		Nick Punto S
O	D	+0.000						Jon Jay L
P	E	+0.000						Daniel Descalso L

SLN Pitching — gm 7

#	st	ACOR	ACW	R	PA	O	BR	player
I	1	-0.325	-0.054	2.750	26,+	18	9	Chris Carpenter R
J	I	-16.458	+0.947	-0.316	1,	1		Arthur Rhodes L
K	I	-13.076	+0.627	-0.434	2	2		Octavio Dotel R
L	I	-6.079	+0.197	0	3	3		Lance Lynn R
N	A	-6.079	+0.582	0	3	3		Jason Motte R

SLN Hitting — RS

ACR	ACW	PA	BR	/pa	w	l	player
+0.368	+0.751	587>	244	0.42	14	5	Lance Berkman S
+0.290	+0.687	219	80	0.37	5	2	Allen Craig R
+0.195	+0.636	516	198	0.38	8	6	Matt Holliday R
+0.175	+0.565	651	240	0.37	12	7	Albert Pujols R
+0.145	+0.109	166	64	0.39	2		Nick Punto S
+0.087	+0.491	518	180	0.35	10	8	Yadier Molina R
+0.073	+0.033	363	127	0.35	5	6	David Freese R
-0.009	-0.032	400	139	0.35	3	3	Skip Schumaker R
-0.026	+0.475	375	128	0.34	3	3	Daniel Descalso L
-0.056	-0.120	503	172	0.34	6	5	Jon Jay L
-0.093	-0.071	217	70	0.32	4		Rafael Furcal S
-0.109	-0.075	483	151	0.31	7	11	Ryan Theriot R
-0.121	+0.223	108	32	0.30	1		Gerald Laird R
-0.476	-0.677	70	12	0.17			Kyle Lohse R
-0.485	-1.230	82	13	0.16	2		Chris Carpenter R
-0.617	-0.809	68	8	0.12	1		Jaime Garcia L
-0.623	-1.293	30	9	0.30	1	1	Edwin Jackson R

TEX vs SLN 2011 WS

TEX RS hitting vs L R

player	LACR	Lpa	RACR	Rpa
Esteban German R	+2.208	6	+0.899	7
Matt Harrison L	-0.738	2	-1.301	7
Craig Gentry R	+0.126	79	-0.240	74
Nelson Cruz R	+0.348	111	-0.002	402
Michael Young R	+0.377	169	+0.079	520
Mike Napoli R	+0.579	135	+0.293	297
Adrian Beltre R	+0.342	128	+0.082	397
Endy Chavez L	+0.031	46	-0.100	228
Elvis Andrus R	+0.008	162	-0.064	503
C.J. Wilson L	+0.000		-0.038	5
Ian Kinsler R	+0.046	189	+0.058	534
Yorvit Torrealba R	-0.218	125	-0.165	294
Colby Lewis R	-0.730	2	-0.637	6
Mitch Moreland L	-0.305	122	-0.011	390
Josh Hamilton L	-0.082	155	+0.258	383
David Murphy L	-0.536	118	+0.036	322

SLN RS hitting vs L R

player	LACR	Lpa	RACR	Rpa
Edwin Jackson R	+0.171	3	-0.613	27
Gerald Laird R	+0.358	19	-0.176	89
David Freese R	+0.299	84	-0.005	279
Rafael Furcal S	+0.058	42	-0.151	175
Chris Carpenter R	-0.319	12	-0.514	70
Ryan Theriot R	+0.023	137	-0.147	346
Allen Craig R	+0.375	70	+0.219	149
Skip Schumaker R	+0.061	43	-0.026	357
Nick Punto S	+0.175	57	+0.141	109
Albert Pujols R	+0.176	124	+0.161	527
Jon Jay L	-0.096	104	-0.010	399
Matt Holliday R	+0.119	110	+0.210	406
Yadier Molina R	+0.025	119	+0.116	399
Kyle Lohse R	-0.610	18	-0.461	52
Daniel Descalso L	-0.296	66	+0.015	309
Lance Berkman S	-0.033	112	+0.466	475
Jaime Garcia L	-1.154	14	-0.477	54

TEX 2011 ERD probabilities

player	%	-.5	-.2	0	+0	+2	+5	+1	si
Mike Napoli R	6	44	56	44	34	18	10	39	
Josh Hamilton L	6	40	60	39	29	15	8	31	
Craig Gentry R	7	41	55	44	30	10	4	18	
Elvis Andrus R	9	44	58	40	31	10	4	19	
Michael Young R	9	46	61	39	31	16	8	32	
Ian Kinsler R	7	48	58	41	32	13	7	27	
David Murphy L	7	46	62	37	28	10	5	20	
Adrian Beltre R	9	49	64	36	30	17	10	36	
Endy Chavez L	9	49	64	34	29	12	5	22	
Nelson Cruz R	7	49	65	34	29	16	9	35	
Yorvit Torrealba R	8	48	67	32	27	10	4	18	
Mitch Moreland L	9	51	66	34	28	12	7	25	

SLN 2011 ERD probabilities

player	%	-.5	-.2	0	+0	+2	+5	+1	si
Albert Pujols R	7	32	59	41	31	14	8	31	
Lance Berkman S	4	37	56	43	35	15	8	31	
Allen Craig R	5	38	61	39	33	15	11	38	
Matt Holliday R	8	40	59	41	33	15	8	30	
David Freese R	6	40	61	39	32	16	9	34	
Yadier Molina R	7	38	62	37	29	14	8	31	
Skip Schumaker R	7	38	61	38	29	12	4	21	
Nick Punto S	6	39	62	38	29	11	5	22	
Daniel Descalso L	6	39	63	37	27	10	4	17	
Jon Jay L	6	40	63	35	28	11	4	19	
Ryan Theriot R	7	45	64	34	27	10	4	17	
Rafael Furcal S	6	47	67	32	28	10	4	19	

TEX 2011 Baserunning

player	BCR	PA
Derek Holland L	+4.976	1
Esteban German R	+0.741	21
Adrian Beltre R	+0.335	330
Craig Gentry R	+0.168	152
Elvis Andrus R	+0.145	478
Mike Napoli R	+0.061	350
Josh Hamilton L	+0.058	349
Ian Kinsler R	-0.015	482
Endy Chavez L	-0.033	187
Michael Young R	-0.045	515
Mitch Moreland L	-0.120	313
Yorvit Torrealba R	-0.144	264
David Murphy L	-0.201	317
Nelson Cruz R	-0.215	288
C.J. Wilson L	-0.719	1
Alexi Ogando R	-0.782	2
Colby Lewis R	-1.705	7

SLN 2011 Baserunning

player	BCR	PA
Jaime Garcia L	+0.491	14
Albert Pujols R	+0.340	432
Matt Holliday R	+0.260	403
Lance Berkman S	+0.206	463
Edwin Jackson R	+0.201	18
Allen Craig R	+0.171	162
Yadier Molina R	+0.153	366
Nick Punto S	+0.117	152
David Freese R	+0.025	277
Ryan Theriot R	-0.024	304
Gerald Laird R	-0.028	62
Skip Schumaker R	-0.036	288
Jon Jay L	-0.038	344
Daniel Descalso L	-0.045	281
Rafael Furcal S	-0.141	164
Jake Westbrook R	-0.147	15
Lance Lynn R	-0.362	2
Kyle Lohse R	-0.664	29
Chris Carpenter R	-1.014	29

TEX 2011 Catching

player	FCOR	PA
Mike Napoli R	-0.306	2635
Yorvit Torrealba R	+0.901	3599

SLN 2011 Catching

player	FCOR	PA
Yadier Molina R	+0.386	5562
Gerald Laird R	+0.580	903

TEX vs SLN 2011 WS

TEX 2011 Infielding

player	FCOR	PA
Esteban German R	-1.515	89
Adrian Beltre R	+0.188	4755
Ian Kinsler R	+0.259	5949
Mitch Moreland L	+0.274	3658
Elvis Andrus R	+0.324	5949
Michael Young R	+0.577	3522
Mike Napoli R	+0.690	1098

TEX 2011 Outfielding

player	FCOR	PA
Mitch Moreland L	-0.433	1016
Josh Hamilton L	+0.254	4672
Endy Chavez L	+0.373	2500
Craig Gentry R	+0.393	1697
David Murphy L	+0.407	4192
Nelson Cruz R	+0.432	4868
Esteban German R	+26.025	1

TEX Pitching — RS

ACOR	ACW	PA	O	pa/3	w	l	cg	player
-2.867	-0.406	98	77	3.82	1			Mike Adams R
-2.013	-0.224	215	153	4.22	3	2		Darren Oliver L
-1.493	+0.048	915>	670	4.10	17	10	3	C.J. Wilson L
-1.420	+0.545	28	21	4.00				Mike Gonzalez L
-1.292	-0.773	252	187	4.04	2	3		Neftali Feliz R
-1.227	+0.021	129	96	4.03	3	2		Scott Feldman R
-1.226	+0.084	772	557	4.16	17	9		Matt Harrison L
-1.158	+0.102	693	507	4.10	14	9	1	Alexi Ogando R
-0.576	-0.012	843	594	4.26	16	11	4	Derek Holland L
-0.383	+0.318	196	135	4.36	2			Mark Lowe R
-0.369	-0.076	839	601	4.19	14	11	2	Colby Lewis R

TEX 2011 ERD probabilities

player	%	-.5	-.2	-0	+0	+2	+5	+1	si
Scott Feldman R	10	48	67	33	26	11	6	22	
Darren Oliver L	11	52	70	30	26	12	5	22	
Mark Lowe R	10	48	64	36	27	12	7	25	
C.J. Wilson L	9	49	66	34	28	11	5	20	
Alexi Ogando R	8	51	69	31	26	11	6	22	
Neftali Feliz R	7	49	67	33	24	10	4	17	
Matt Harrison L	9	48	66	34	28	12	5	22	
Derek Holland L	7	49	66	34	28	10	5	21	
Colby Lewis R	5	48	68	32	26	12	7	25	

SLN 2011 Infielding

player	FCOR	PA
Gerald Laird R	-8.268	3
Yadier Molina R	-7.348	13
Nick Punto S	-0.336	1715
Allen Craig R	+0.022	238
Lance Berkman S	+0.118	609
David Freese R	+0.255	3503
Skip Schumaker R	+0.326	3228
Daniel Descalso L	+0.366	3682
Albert Pujols R	+0.397	6169
Rafael Furcal S	+0.412	2473
Ryan Theriot R	+0.578	4278

SLN 2011 Outfielding

player	FCOR	PA
Allen Craig R	-0.044	1669
Jon Jay L	+0.087	4704
Matt Holliday R	+0.328	4715
Lance Berkman S	+0.557	4745
Skip Schumaker R	+0.684	575

SLN Pitching — RS

ACOR	ACW	PA	O	pa/3	w	l	cg	player
-2.404	+1.159	33	26	3.81				Arthur Rhodes L
-2.033	+0.868	136	104	3.92	2			Lance Lynn R
-2.000	-0.188	295	225	3.93	4	2		Fernando Salas R
-1.988	+0.161	268	204	3.94	1	1		Jason Motte R
-1.526	+0.381	96	74	3.89	1	1		Octavio Dotel R
-0.793	-0.436	260	182	4.29	1	2		Mitchell Boggs R
-0.768	+0.118	996>	712	4.20	15	14	4	Chris Carpenter R
-0.611	+0.005	775	565	4.12	14	10	1	Kyle Lohse R
-0.471	-0.967	98	68	4.32	1	1		Marc Rzepczynski L
-0.004	-0.067	339	234	4.35	8	4		Edwin Jackson R
+0.193	-0.081	826	584	4.24	16	11	2	Jaime Garcia L
+0.732	-0.220	809	550	4.41	14	12		Jake Westbrook R

SLN 2011 ERD probabilities

player	%	-.5	-.2	-0	+0	+2	+5	+1	si
Lance Lynn R	10	39	70	30	24	11	4	18	
Jason Motte R	9	41	71	29	22	11	5	22	
Edwin Jackson R	8	42	63	37	32	12	6	24	
Fernando Salas R	5	41	71	29	19	10	5	19	
Kyle Lohse R	6	40	68	32	26	11	5	21	
Chris Carpenter R	5	42	67	33	26	10	5	20	
Mitchell Boggs R	7	42	64	36	28	12	5	22	
Jaime Garcia L	6	41	64	36	30	11	5	22	
Jake Westbrook R	5	40	63	37	31	13	7	26	

TEX vs SLN 2011 WS

TEX Hitting — PS

ACR	ACW	PA	BR	/pa	w	l	player
+0.468	+0.461	70>	24	0.34	2	0	Nelson Cruz R
+0.344	+0.590	70	29	0.41	4	0	Mike Napoli R
+0.250	+0.454	18	8	0.44			Craig Gentry R
+0.201	+0.346	80	37	0.46	1	2	Ian Kinsler R
+0.201	+0.382	49	22	0.45	1	0	David Murphy L
+0.173	+0.917	76	23	0.30			Josh Hamilton L
-0.093	-0.544	18	7	0.39			Yorvit Torrealba R
-0.093	-0.153	74	19	0.26	1	3	Michael Young R
-0.107	+0.538	76	23	0.30	1	0	Adrian Beltre R
-0.457	+0.031	79	25	0.32	0	1	Elvis Andrus R
-0.530	-1.085	2	0	0.00			C.J. Wilson L
-0.586	-0.867	2	0	0.00			Matt Harrison L
-0.607	-0.525	32	7	0.22			Mitch Moreland L
-0.796	-2.880	1	0	0.00			Derek Holland L
-0.994	-2.911	3	0	0.00			Esteban German R
-1.102	-3.519	5	0	0.00			Endy Chavez L
-1.592	-4.407	5	1	0.20	0	1	Colby Lewis R

SLN Hitting — PS

ACR	ACW	PA	BR	/pa	w	l	player
+0.871	+2.461	71>	33	0.46	3	2	David Freese R
+0.653	+0.323	82	39	0.48	3	1	Albert Pujols R
+0.444	+1.980	76	34	0.45	2	0	Lance Berkman S
+0.232	-0.138	75	28	0.37			Yadier Molina R
+0.178	+0.392	47	19	0.40			Allen Craig R
+0.072	+0.410	21	8	0.38			Skip Schumaker R
+0.069	-1.180	10	2	0.20	0	1	Jaime Garcia L
-0.052	+0.067	62	28	0.45	1	0	Matt Holliday R
-0.206	-0.331	35	11	0.31			Ryan Theriot R
-0.247	+0.263	63	18	0.29	1	2	Jon Jay L
-0.272	-0.854	85	20	0.24	1	1	Rafael Furcal S
-0.352	+0.674	11	3	0.27			Daniel Descalso L
-0.441	-0.701	44	13	0.30			Nick Punto S
-0.465	-0.704	5	1	0.20			Edwin Jackson R
-0.688	+0.102	1	0	0.00			Gerald Laird R
-0.966	-1.108	11	2	0.18			Chris Carpenter R
-1.083	-2.712	6	0	0.00			Kyle Lohse R

TEX Pitching — PS

ACOR	ACW	PA	O	pa/3	w	l	cg	player
-3.395	-0.346	17	13	3.92				Mike Gonzalez L
-3.242	+0.183	46>	34	4.06				Neftali Feliz R
-1.762	-0.120	56	41	4.10	1	0	0	Scott Feldman R
-1.344	-0.030	100	72	4.17	3	0	0	Derek Holland L
-1.194	+0.665	25	19	3.95	1	0	0	Darren Oliver L
-1.097	+0.258	98	71	4.14	2	2	0	Colby Lewis R
-0.381	+0.283	39	25	4.68				Mike Adams R
-0.024	-0.332	58	39	4.46	1	0	0	Alexi Ogando R
+1.513	-0.341	83	55	4.53	2	2	0	Matt Harrison L
+1.760	-0.232	130	84	4.64	0	3	0	C.J. Wilson L
+6.840	-2.921	6	3	6.00				Mark Lowe R

SLN Pitching — PS

ACOR	ACW	PA	O	pa/3	w	l	cg	player
-6.050	+0.547	10	8	3.75				Arthur Rhodes L
-5.223	+1.412	8	6	4.00				Jake Westbrook R
-3.113	-2.350	43	37	3.49	2	1	0	Jason Motte R
-2.065	-0.795	44	33	4.00	1	0	0	Lance Lynn R
-1.880	-0.234	40	31	3.87				Octavio Dotel R
-1.240	+0.342	148>	108	4.11	2	1	1	Chris Carpenter R
-0.722	+0.103	33	25	3.96	1	0	0	Marc Rzepczynski L
-0.032	+0.054	109	77	4.25	2	2	0	Jaime Garcia L
+0.169	-0.029	58	40	4.35	1	0	0	Fernando Salas R
+0.640	-0.010	79	53	4.47	2	0	0	Edwin Jackson R
+3.400	-0.725	60	38	4.74	1	2	0	Kyle Lohse R
+4.601	-0.191	34	23	4.43	0	1	0	Mitchell Boggs R

TEX Hitting — LDS

ACR	ACW	PA	BR	/pa	w	l	player
+0.598	+2.511	15^	6	0.40	2		Mike Napoli R
+0.539	+2.228	16	5	0.31	1		Adrian Beltre R
+0.419	+0.827	7	4	0.57			David Murphy L
+0.315	-0.084	16	5	0.31			Josh Hamilton L
+0.218	-0.022	19	7	0.37			Ian Kinsler R
-0.073	+1.754	8	4	0.50			Craig Gentry R
-0.086	-0.881	12	3	0.25			Mitch Moreland L
-0.600	-0.266	18	6	0.33			Elvis Andrus R
-0.811	-0.897	16	3	0.19		1	Michael Young R
-0.871	-1.128	15	1	0.07			Nelson Cruz R
-0.872	-0.179	3	0	0.00			Yorvit Torrealba R

SLN Hitting — LDS

ACR	ACW	PA	BR	/pa	w	l	player
+1.241	+1.642	10^	6	0.60			Skip Schumaker R
+0.367	-0.376	18	5	0.28	1		David Freese R
+0.192	+1.248	22	7	0.32			Lance Berkman S
+0.174	+1.222	10	6	0.60			Ryan Theriot R
+0.108	-0.092	22	5	0.23	1		Rafael Furcal S
+0.029	-0.573	22	9	0.41			Albert Pujols R
-0.051	+2.181	16	5	0.31	1	1	Jon Jay L
-0.346	-1.279	20	5	0.25			Yadier Molina R
-0.571	-0.594	10	3	0.30			Matt Holliday R
-0.591	-0.897	14	5	0.36			Allen Craig R
-0.794	-1.399	4	1	0.25			Chris Carpenter R
-0.813	-0.095	4	0	0.00			Daniel Descalso L
-0.942	-2.517	6	1	0.17			Nick Punto S
-1.175	-1.808	2	0	0.00			Kyle Lohse R
-1.234	-2.669	2	0	0.00			Edwin Jackson R
-1.455	-6.295	3	0	0.00		1	Jaime Garcia L

TEX vs SLN 2011 WS

TEX Pitching — LDS

ACOR	ACW	PA	O	pa/3	w	l	cg	player
-6.735	+0.760	9	8	3.38				Alexi Ogando R
-6.423	-0.043	11^	9	3.67				Scott Feldman R
-3.244	+0.737	21	18	3.50	1			Colby Lewis R
-2.416	+1.646	13	10	3.90				Neftali Feliz R
-1.983	+3.967	3	2	4.50				Mike Gonzalez L
-1.039	-0.408	28	19	4.42	1			Derek Holland L
-0.345	+0.284	26	17	4.59	1			Matt Harrison L
+2.318	-1.484	9	6	4.50				Mike Adams R
+2.334	+0.017	7	4	5.25				Darren Oliver L
+7.544	-0.853	25	15	5.00		1		C.J. Wilson L

TEX Hitting — LCS

ACR	ACW	PA	BR	/pa	w	l	player
+1.668	+1.774	25^	12	0.48	2		Nelson Cruz R
+1.413	+0.361	5	3	0.60			Craig Gentry R
+0.544	+0.744	20	10	0.50	1		David Murphy L
+0.461	-0.400	29	13	0.45		1	Ian Kinsler R
+0.114	+0.600	29	9	0.31			Josh Hamilton L
+0.064	-0.301	29	8	0.28	1	1	Michael Young R
-0.129	-0.780	9	4	0.44			Yorvit Torrealba R
-0.258	-0.476	27	10	0.37			Mike Napoli R
-0.409	-0.974	29	8	0.28			Adrian Beltre R
-0.410	+0.288	29	10	0.34			Elvis Andrus R
-0.735	-1.957	10	3	0.30			Mitch Moreland L
-1.166	-1.904	4	0	0.00			Endy Chavez L

TEX Pitching — LCS

ACOR	ACW	PA	O	pa/3	w	l	cg	player
-9.685	-5.910	3	2	4.50				Mike Gonzalez L
-7.265	+2.785	16	13	3.69				Neftali Feliz R
-6.762	+2.436	19	17	3.35	1			Scott Feldman R
-6.341	+2.057	8	8	3.00				Darren Oliver L
-4.749	+0.530	28^	23	3.65	1			Alexi Ogando R
-3.176	+1.297	17	13	3.92				Mike Adams R
-1.201	-0.349	20	15	4.00	1			Matt Harrison L
+0.123	-0.009	27	17	4.76		1		Colby Lewis R
+2.083	-0.235	50	32	4.69		1		C.J. Wilson L
+2.832	-0.860	36	22	4.91	1			Derek Holland L

SLN Pitching — LDS

ACOR	ACW	PA	O	pa/3	w	l	cg	player
-9.876	+1.564	3	3	3.00				Arthur Rhodes L
-6.111	+1.660	8	8	3.00				Octavio Dotel R
-5.465	+1.365	11	10	3.30				Jason Motte R
-1.976	+0.761	13	11	3.55	1			Fernando Salas R
-1.654	+0.403	47^	36	3.92	1		1	Chris Carpenter R
-1.427	+0.246	23	18	3.83	1			Edwin Jackson R
-0.440	+0.418	29	21	4.14		1		Jaime Garcia L
+5.103	-1.317	24	16	4.50		1		Kyle Lohse R
+7.600	+0.643	11	6	5.50				Mitchell Boggs R
+8.049	-0.883	7	3	7.00				Marc Rzepczynski L

SLN Hitting — LCS

ACR	ACW	PA	BR	/pa	w	l	player
+1.449	+2.116	25	15	0.60	1		David Freese R
+1.402	+1.777	8	4	0.50			Allen Craig R
+1.347	+1.023	27^	16	0.59	2	1	Albert Pujols R
+1.301	+1.242	4	1	0.25			Jaime Garcia L
+0.442	+0.718	26	13	0.50	1		Matt Holliday R
+0.232	-0.057	26	11	0.42			Yadier Molina R
+0.139	+0.904	23	9	0.39			Lance Berkman S
+0.049	+0.606	3	1	0.33			Edwin Jackson R
-0.034	+0.557	2	1	0.50			Chris Carpenter R
-0.058	-0.126	28	10	0.36		1	Jon Jay L
-0.130	+0.129	3	1	0.33			Daniel Descalso L
-0.325	-0.205	30	6	0.20			Rafael Furcal S
-0.409	-0.401	19	4	0.21			Nick Punto S
-0.561	-0.559	10	2	0.20			Ryan Theriot R
-0.688	+0.102	1	0	0.00			Gerald Laird R
-1.331	-2.793	3	0	0.00			Kyle Lohse R

SLN Pitching — LCS

ACOR	ACW	PA	O	pa/3	w	l	cg	player
-6.857	+0.734	14	14	3.00	1			Jason Motte R
-6.525	+0.425	18^	16	3.38	1			Lance Lynn R
-4.998	+0.204	16	14	3.43	1			Marc Rzepczynski L
-3.395	+0.253	22	18	3.67				Fernando Salas R
-3.115	+0.220	4	2	6.00				Arthur Rhodes L
-0.322	-0.179	17	12	4.25				Octavio Dotel R
+1.031	+0.213	23	15	4.60				Chris Carpenter R
+1.083	-0.706	20	13	4.62		1		Kyle Lohse R
+2.738	-1.219	42	26	4.85	1	1		Jaime Garcia L
+3.084	-0.732	13	9	4.33				Mitchell Boggs R
+4.732	-0.265	31	19	4.89	1			Edwin Jackson R

TEX vs SLN 2011 WS

TEX Hitting — WS

ACR	ACW	PA	BR	/pa	w	l	player
+0.788	+0.589	28>	13	0.46	2		Mike Napoli R
+0.350	-0.375	6	3	0.50			Yorvit Torrealba R
+0.156	+1.729	31	9	0.29			Josh Hamilton L
+0.145	+0.406	29	8	0.28	1		Michael Young R
+0.136	+0.162	30	11	0.37			Nelson Cruz R
-0.045	+1.242	32	17	0.53	1	1	Ian Kinsler R
-0.159	+1.080	31	10	0.32			Adrian Beltre R
-0.180	-0.089	22	8	0.36			David Murphy L
-0.397	-1.532	5	1	0.20			Craig Gentry R
-0.419	-0.035	32	9	0.28	1		Elvis Andrus R
-0.530	-1.085	2	0	0.00			C.J. Wilson L
-0.586	-0.867	2	0	0.00			Matt Harrison L
-0.796	-2.880	1	0	0.00			Derek Holland L
-0.848	-9.977	1	0	0.00			Endy Chavez L
-0.994	-2.911	3	0	0.00			Esteban German R
-1.104	+1.335	10	1	0.10			Mitch Moreland L
-1.592	-4.407	5	1	0.20	1		Colby Lewis R

SLN Hitting — WS

ACR	ACW	PA	BR	/pa	w	l	player
+0.849	+3.299	31*	18	0.58	2		Lance Berkman S
+0.680	+4.593	28	13	0.46	1	2	David Freese R
+0.632	+0.578	29	12	0.41			Yadier Molina R
+0.500	+0.346	33	14	0.42	1		Albert Pujols R
+0.218	+0.671	25	10	0.40			Allen Craig R
-0.050	+0.704	3	1	0.33			Jaime Garcia L
-0.057	+1.852	4	2	0.50			Daniel Descalso L
-0.155	-4.276	1	0	0.00			Kyle Lohse R
-0.223	-1.216	15	3	0.20			Ryan Theriot R
-0.315	-0.427	19	8	0.42			Nick Punto S
-0.346	-0.331	26	12	0.46			Matt Holliday R
-0.476	-1.953	33	9	0.27	1		Rafael Furcal S
-0.689	-0.779	19	3	0.16			Jon Jay L
-0.991	-0.710	11	2	0.18			Skip Schumaker R
-1.476	-1.540	5	0	0.00			Chris Carpenter R

TEX Pitching — WS

ACOR	ACW	PA	O	pa/3	w	l	cg	player
-5.756	+1.094	36>	31	3.48	1			Derek Holland L
-2.065	-0.005	11	9	3.67				Mike Gonzalez L
-1.161	+0.054	55	37	4.46	1			C.J. Wilson L
-0.855	+0.200	50	36	4.17	1	1		Colby Lewis R
-0.086	-3.384	17	11	4.64				Neftali Feliz R
+0.453	+0.006	10	7	4.29	1			Darren Oliver L
+1.405	+0.180	13	6	6.50				Mike Adams R
+3.864	-2.021	26	15	5.20				Scott Feldman R
+4.285	-0.776	37	23	4.83	2			Matt Harrison L
+6.840	-2.921	6	3	6.00				Mark Lowe R
+9.152	-1.949	21	8	7.88				Alexi Ogando R

SLN Pitching — WS

ACOR	ACW	PA	O	pa/3	w	l	cg	player
-6.137	-0.035	3	3	3.00				Arthur Rhodes L
-5.223	+1.412	8	6	4.00				Jake Westbrook R
-2.783	+1.184	38	30	3.80	1			Jaime Garcia L
-2.533	+0.072	25	16	4.69				Edwin Jackson R
-1.661	+0.344	78*	57	4.11	1	1		Chris Carpenter R
-1.391	-1.307	15	11	4.09				Octavio Dotel R
-0.021	+0.631	10	8	3.75				Marc Rzepczynski L
+1.023	-1.639	26	17	4.59				Lance Lynn R
+1.236	-7.018	18	13	4.15	1	1		Jason Motte R
+3.274	-0.403	10	8	3.75	1			Mitchell Boggs R
+3.742	+0.141	16	9	5.33	1			Kyle Lohse R
+4.790	-0.746	23	11	6.27				Fernando Salas R

TEX Hitting — Career

ACR	rank / 2348	player
+0.155	283	Nelson Cruz R
+0.144	334	Josh Hamilton L
+0.083	675	Adrian Beltre R
+0.062	842	Mike Napoli R
+0.039	1045	Michael Young R
+0.031	1111	David Murphy L
+0.018	1233	Ian Kinsler R
+0.004	1376	Mitch Moreland L
-0.062	1841	Elvis Andrus R
-0.103	2085	Endy Chavez L
-0.105	2089	Yorvit Torrealba R

SLN Hitting — Career

ACR	rank / 2348	player
+0.309	29	Lance Berkman S
+0.239	82	Albert Pujols R
+0.213	125	Matt Holliday R
+0.118	475	Allen Craig R
+0.058	879	David Freese R
+0.039	1041	Rafael Furcal S
+0.000	1403	Daniel Descalso L
-0.001	1405	Yadier Molina R
-0.015	1517	Jon Jay L
-0.038	1690	Skip Schumaker R
-0.057	1811	Ryan Theriot R
-0.148	2238	Nick Punto S
-0.166	2264	Gerald Laird R

TEX vs SLN 2011 WS

TEX Hitting for wins — Career

ACW	rank / 2342	player
+0.449	156	Josh Hamilton L
+0.313	426	Nelson Cruz R
+0.209	802	Adrian Beltre R
+0.208	805	David Murphy L
+0.204	821	Mitch Moreland L
+0.196	864	Michael Young R
+0.190	886	Mike Napoli R
+0.106	1287	Ian Kinsler R
+0.065	1488	Elvis Andrus R
+0.003	1747	Yorvit Torrealba R
-0.078	2032	Endy Chavez L

TEX Pitching — Career

ACOR	rank / 2194	player
-1.038	87	Alexi Ogando R
-0.528	382	C.J. Wilson L
-0.436	466	Matt Harrison L
-0.119	979	Darren Oliver L
-0.111	994	Scott Feldman R
-0.065	1069	Colby Lewis R
+0.138	1415	Derek Holland L

TEX Pitching for wins — Career

ACW	rank / 2189	player
+0.040	266	Alexi Ogando R
-0.072	897	Matt Harrison L
-0.092	1040	Scott Feldman R
-0.130	1331	Derek Holland L
-0.143	1411	Colby Lewis R
-0.150	1451	C.J. Wilson L
-0.154	1473	Darren Oliver L

TEX Baserunning — Career

BCR	rank / 1572	player
+0.130	37	Ian Kinsler R
+0.064	260	Elvis Andrus R
-0.003	828	Michael Young R
-0.044	1124	Josh Hamilton L
-0.046	1142	Adrian Beltre R
-0.074	1318	Mike Napoli R
-0.076	1330	Mitch Moreland L
-0.091	1399	Nelson Cruz R
-0.106	1445	David Murphy L
-0.115	1474	Endy Chavez L
-0.152	1541	Yorvit Torrealba R

TEX Catching — Career

FCOR	rank / 407	player
+0.120	329	Mike Napoli R
+0.215	374	Yorvit Torrealba R

SLN Hitting for wins — Career

ACW	rank / 2342	player
+0.684	15	Lance Berkman S
+0.518	88	Albert Pujols R
+0.459	142	Matt Holliday R
+0.248	646	Daniel Descalso L
+0.150	1069	Allen Craig R
+0.109	1274	David Freese R
+0.084	1388	Yadier Molina R
+0.051	1548	Rafael Furcal S
+0.048	1565	Jon Jay L
-0.016	1824	Skip Schumaker R
-0.063	1987	Gerald Laird R
-0.064	1993	Ryan Theriot R
-0.195	2238	Nick Punto S

SLN Pitching — Career

ACOR	rank / 2194	player
-0.646	280	Arthur Rhodes L
-0.583	330	Chris Carpenter R
-0.493	411	Lance Lynn R
-0.467	433	Octavio Dotel R
-0.411	503	Fernando Salas R
-0.091	1024	Jaime Garcia L
+0.069	1289	Jake Westbrook R
+0.098	1346	Kyle Lohse R
+0.649	1973	Edwin Jackson R

SLN Pitching for wins — Career

ACW	rank / 2189	player
+0.047	240	Lance Lynn R
-0.010	503	Chris Carpenter R
-0.021	564	Jaime Garcia L
-0.109	1159	Fernando Salas R
-0.127	1306	Kyle Lohse R
-0.134	1354	Arthur Rhodes L
-0.140	1392	Jake Westbrook R
-0.179	1619	Edwin Jackson R
-0.186	1656	Octavio Dotel R

SLN Baserunning — Career

BCR	rank / 1572	player
+0.149	18	Jon Jay L
+0.127	44	Rafael Furcal S
+0.093	129	Ryan Theriot R
+0.080	189	David Freese R
+0.065	256	Skip Schumaker R
+0.050	359	Matt Holliday R
+0.025	548	Albert Pujols R
+0.008	729	Lance Berkman S
-0.006	845	Nick Punto S
-0.112	1467	Yadier Molina R

SLN Catching — Career

FCOR	rank / 407	player
-0.047	172	Gerald Laird R
+0.075	285	Yadier Molina R

TEX vs SLN 2011 WS

TEX Infielding — Career

FCOR	rank / 1407	player
-0.060	537	Michael Young R
-0.024	654	Adrian Beltre R
+0.029	861	Elvis Andrus R
+0.050	928	Ian Kinsler R
+0.061	971	Mitch Moreland L
+0.182	1227	Mike Napoli R

TEX Outfielding — Career

FCOR	rank / 1075	player
-0.198	150	Endy Chavez L
-0.177	185	Craig Gentry R
+0.148	869	Nelson Cruz R
+0.174	903	Josh Hamilton L
+0.175	906	David Murphy L

TEX Hall of fame

x	rank / 17364	player
1707	401	Nelson Cruz R
1688	407	Adrian Beltre R
1481	528	Josh Hamilton L
1319	665	Michael Young R
1276	716	Ian Kinsler R
993	1239	Esteban German R
945	1431	Mike Adams R
904	1626	Mike Napoli R
862	1886	Mitch Moreland L
848	1995	Alexi Ogando R
755	3389	David Murphy L
727	4299	Mike Gonzalez L
714	5153	C.J. Wilson L
710	5596	Matt Harrison L
668	8889	Elvis Andrus R
659	9450	Craig Gentry R
643	10520	Scott Feldman R
640	10648	Colby Lewis R
625	11547	Neftali Feliz R
615	12145	Mark Lowe R
577	13785	Darren Oliver L
545	14777	Derek Holland L
453	16417	Endy Chavez L
352	17054	Yorvit Torrealba R

TEX MVP — Career

player	award	year
Nelson Cruz R	ALD1	2014
Ian Kinsler R	ALD2	2010
Mike Napoli R	ALD1	2011

SLN Infielding — Career

FCOR	rank / 1407	player
-0.152	286	Lance Berkman S
-0.036	609	Nick Punto S
+0.023	835	Rafael Furcal S
+0.114	1122	Albert Pujols R
+0.163	1202	Ryan Theriot R
+0.191	1241	David Freese R
+0.207	1272	Daniel Descalso L
+0.304	1338	Skip Schumaker R

SLN Outfielding — Career

FCOR	rank / 1075	player
+0.008	562	Lance Berkman S
+0.159	885	Matt Holliday R
+0.249	990	Jon Jay L
+0.317	1033	Skip Schumaker R

SLN Hall of fame

x	rank / 17364	player
5395	23	Albert Pujols R
5201	27	Lance Berkman S
2937	125	Matt Holliday R
1189	826	Rafael Furcal S
1067	1046	David Freese R
973	1304	Daniel Descalso L
863	1874	Allen Craig R
789	2672	Jon Jay L
766	3144	Jason Motte R
751	3492	Arthur Rhodes L
749	3533	Lance Lynn R
736	3924	Chris Carpenter R
702	6381	Fernando Salas R
652	9975	Jaime Garcia L
640	10658	Octavio Dotel R
639	10725	Mitchell Boggs R
597	12949	Marc Rzepczynski L
580	13696	Ryan Theriot R
562	14248	Skip Schumaker R
537	14989	Gerald Laird R
509	15621	Jake Westbrook R
441	16541	Yadier Molina R
357	17042	Kyle Lohse R
319	17170	Nick Punto S
278	17254	Edwin Jackson R

SLN MVP — Career

player	award	year
Lance Berkman S	WS	2005
Lance Berkman S	WS	2011
Lance Berkman S	NLD2	2005
Lance Berkman S	B vs RHP	2006
David Freese R	NLCS	2011
Rafael Furcal S	NLD2	2004
Albert Pujols R	NLCS	2004
Albert Pujols R	B vs RHP	2008
Albert Pujols R	B vs RHP	2009
Albert Pujols R	B vs LHP	2008
Albert Pujols R	B vs LHP	2009

2011 WS

SLN

Lance Berkman:HOU 1999-2010 (RS, LDS, LCS, WS) <3, 7, 8, 9, 10, 11, 12>; NYA 2010 (RS, LDS, LCS) <3, 10, 11>;
SLN 2011-2012 (RS, LDS, LCS, WS) <3, 7, 9, 10, 11>; TEX 2013 (RS) <3, 10, 11>

Mitchell Boggs:SLN 2008-2013 (RS, WC, LDS, LCS, WS) <1>; COL 2013 (RS) <1>

Chris Carpenter:TOR 1997-2002 (RS) <1>; SLN 2004-2012 (RS, LDS, LCS, WS) <1>

Allen Craig:SLN 2010-2014 (RS, WC, LDS, LCS, WS) <3, 4, 5, 7, 8, 9, 10, 11, 12>; BOS 2014-2015 (RS) <3, 7, 9, 10, 11, 12>

Daniel Descalso:SLN 2010-2014 (RS, WC, LDS, LCS, WS) <1, 3, 4, 5, 6, 11, 12>; COL 2015-2016 (RS) <3, 4, 5, 6, 7, 9, 10, 11, 12>;
ARI 2017-2018 (RS, WC, LDS) <1, 3, 4, 5, 6, 7, 10, 11>; CHN 2019 (RS) <1, 3, 4, 5, 11, 12>

Octavio Dotel:NYN 1999 (RS, LDS, LCS) <1>; HOU 2000-2004 (RS, LDS) <1>; OAK 2004-2005 (RS) <1>; NYA 2006 (RS) <1>;
KCA 2007 (RS) <1>; ATL 2007 (RS) <1>; CHA 2008-2009 (RS, LDS) <1>; COL 2010 (RS) <1>; LAN 2010 (RS) <1>; PIT 2010 (RS) <1>;
TOR 2011 (RS) <1>; SLN 2011 (RS, LDS, LCS, WS) <1>; DET 2012-2013 (RS, LDS, LCS, WS) <1>

David Freese:SLN 2009-2013 (RS, WC, LDS, LCS, WS) <2, 3, 5, 10, 11>; ANA 2014-2015 (RS, LDS) <5, 10, 11>;
PIT 2016-2018 (RS) <3, 4, 5, 10, 11>; LAN 2018-2019 (RS, LDS, LCS, WS) <3, 5, 10, 11>

Rafael Furcal:ATL 2000-2005 (RS, LDS) <4, 6, 11, 12>; LAN 2006-2011 (RS, LDS, LCS) <6, 11>;
SLN 2011-2012 (RS, LDS, LCS, WS) <6, 11, 12>; MIA 2014 (RS) <4, 11>

Jaime Garcia:SLN 2008, 2010-2016 (RS, LDS, LCS, WS) <1, 11, 12>; MIN 2017 (RS) <1>; ATL 2017 (RS) <1>; NYA 2017 (RS, LDS) <1>;
CHN 2018 (RS) <1>; TOR 2018 (RS) <1>

Matt Holliday:COL 2004-2008, 2018 (RS, WC, LDS, LCS, WS) <3, 7, 10, 11>; OAK 2009 (RS) <7, 11>;
SLN 2009-2016 (RS, WC, LDS, LCS, WS) <3, 7, 10, 11>; NYA 2017 (RS, LCS) <3, 10, 11>

Edwin Jackson:LAN 2003-2005 (RS) <1, 12>; TBA 2006-2008 (RS, LCS, WS) <1>; DET 2009, 2019 (RS) <1>; ARI 2010 (RS) <1, 12>;
CHA 2010-2011 (RS) <1>; SLN 2011 (RS, LDS, LCS, WS) <1, 11>; WAS 2012, 2017 (RS, LDS) <1, 12>; CHN 2013-2015 (RS) <1, 12>;
ATL 2015 (RS) <1>; SDN 2016 (RS) <1, 11, 12>; MIA 2016 (RS) <1>; BAL 2017 (RS) <1>; OAK 2018 (RS) <1>; TOR 2019 (RS) <1>

Jon Jay:SLN 2010-2015 (RS, WC, LDS, LCS, WS) <7, 8, 9, 11, 12>; SDN 2016 (RS) <7, 8, 9, 11, 12>;
CHN 2017 (RS, LDS, LCS) <1, 7, 8, 9, 10, 11>; KCA 2018 (RS) <7, 8, 9, 10, 11>; ARI 2018, 2020 (RS) <7, 8, 9, 10, 11>;
CHA 2019 (RS) <7, 9, 10, 11>; ANA 2021 (RS) <7>

Gerald Laird:TEX 2003-2008 (RS) <2, 5, 7, 9, 10, 11, 12>; DET 2009-2010, 2012 (RS, LDS, LCS, WS) <2, 3, 10, 11, 12>;
SLN 2011 (RS, LDS, LCS, WS) <2, 3, 11, 12>; ATL 2013-2014 (RS, LDS) <2, 11>; ARI 2015 (RS) <2>

Kyle Lohse:MIN 2001-2006 (RS, LDS, LCS) <1>; CIN 2006-2007 (RS) <1, 12>; PHI 2007 (RS, LDS) <1>;
SLN 2008-2012 (RS, WC, LDS, LCS, WS) <1, 7, 11, 12>; MIL 2013-2015 (RS) <1, 11, 12>; TEX 2016 (RS) <1>

Lance Lynn:SLN 2011-2015, 2017 (RS, WC, LDS, LCS, WS) <1>; MIN 2018 (RS) <1>; NYA 2018 (RS, LDS) <1>; TEX 2019-2020 (RS) <1>;
CHA 2021-2023 (RS, LDS) <1>; LAN 2023 (RS, LDS) <1>

Yadier Molina:SLN 2004-2022 (RS, WC, LDS, LCS, WS) <1, 2, 3, 5, 10, 11>

Jason Motte:SLN 2008-2012, 2014 (RS, WC, LDS, LCS, WS) <1>; CHN 2015 (RS) <1>; COL 2016 (RS) <1>; ATL 2017 (RS) <1>

Albert Pujols:SLN 2001-2011, 2022 (RS, WC, LDS, LCS, WS) <1, 3, 4, 5, 6, 7, 9, 10, 11>; ANA 2012-2021 (RS, LDS) <3, 5, 10, 11>;
LAN 2021 (RS, WC, LDS, LCS) <3, 11>

Nick Punto:PHI 2001-2003 (RS) <4, 5, 6, 11, 12>; MIN 2004-2010 (RS, LDS) <4, 5, 6, 7, 8, 9, 11, 12>;
SLN 2011 (RS, LDS, LCS, WS) <4, 5, 6, 11, 12>; BOS 2012 (RS) <3, 4, 5, 6, 11, 12>; LAN 2012-2013 (RS, LDS, LCS) <4, 5, 6, 11, 12>;
OAK 2014 (RS, WC) <4, 5, 6, 9, 11, 12>

Arthur Rhodes:BAL 1991-1999 (RS, LDS, LCS) <1, 12>; SEA 2000-2003, 2008 (RS, LDS, LCS) <1>; OAK 2004 (RS) <1>;
CLE 2005 (RS) <1>; PHI 2006 (RS) <1>; FLO 2008 (RS) <1>; CIN 2009-2010 (RS, LDS) <1>; TEX 2011 (RS) <1>;
SLN 2011 (RS, LDS, LCS, WS) <1>

Marc Rzepczynski:TOR 2009-2011 (RS) <1>; SLN 2011-2013 (RS, WC, LDS, LCS, WS) <1>; CLE 2013-2015, 2018 (RS, WC) <1>;
SDN 2015 (RS) <1>; OAK 2016 (RS) <1>; WAS 2016 (RS, LDS) <1>; SEA 2017-2018 (RS) <1>

Fernando Salas:SLN 2010-2013 (RS, LDS, LCS, WS) <1>; ANA 2014-2017 (RS, LDS) <1>; NYN 2016-2017 (RS) <1>; ARI 2018 (RS) <1>;
PHI 2019 (RS) <1>

Skip Schumaker:SLN 2005-2012 (RS, LDS, LCS, WS) <1, 4, 7, 8, 9, 10, 11, 12>; LAN 2013 (RS, LDS, LCS) <1, 4, 7, 8, 9, 10, 11, 12>;
CIN 2014-2015 (RS) <1, 4, 7, 8, 9, 10, 11, 12>

Ryan Theriot:CHN 2005-2010 (RS, LDS) <4, 5, 6, 7, 9, 11, 12>; LAN 2010 (RS) <4, 11>; SLN 2011 (RS, LDS, LCS, WS) <4, 6, 11>;
SFN 2012 (RS, LDS, LCS, WS) <4, 7, 10, 11>

Jake Westbrook:NYA 2000 (RS) <1>; CLE 2001-2008, 2010 (RS, LDS, LCS) <1>; SLN 2010-2013 (RS, WS) <1, 11, 12>

TEX

Mike Adams:MIL 2004-2006 (RS) <1>; SDN 2008-2011 (RS) <1>; TEX 2011-2012 (RS, LDS, LCS, WS) <1>; PHI 2013-2014 (RS) <1>

Elvis Andrus:TEX 2009-2020 (RS, WC, LDS, LCS, WS) <6, 10, 11, 12>; OAK 2021-2022 (RS) <6, 10, 11, 12>;
CHA 2022-2023 (RS) <4, 5, 6, 10, 11, 12>

Adrian Beltre:LAN 1998-2004 (RS, LDS) <5, 6, 11, 12>; SEA 2005-2009 (RS) <4, 5, 10, 11, 12>; BOS 2010 (RS) <5, 12>;
TEX 2011-2018 (RS, WC, LDS, LCS, WS) <5, 10, 11>

Endy Chavez:KCA 2001 (RS) <7, 8, 9, 12>; MON 2002-2004 (RS) <8, 11, 12>; PHI 2005 (RS) <7, 8, 9, 11, 12>; WAS 2005 (RS) <8, 11, 12>;
NYN 2006-2008 (RS, LDS, LCS) <7, 8, 9, 11, 12>; SEA 2009, 2013-2014 (RS) <7, 8, 9, 10, 11, 12>;

TEX 2011 (RS, LCS, WS) <7, 8, 9, 11, 12>; BAL 2012 (RS, WC, LDS) <7, 8, 9, 11, 12>

Nelson Cruz: MIL 2005 (RS) <7, 9>; TEX 2006-2013 (RS, WC, LDS, LCS, WS) <7, 8, 9, 10, 11, 12>; BAL 2014 (RS, LDS, LCS) <7, 9, 10>;
SEA 2015-2018 (RS) <9, 10, 11>; MIN 2019-2021 (RS, WC, LDS) <10, 11>; TBA 2021 (RS, LDS) <3, 10, 11>; WAS 2022 (RS) <10, 11>;
SDN 2023 (RS) <3, 10, 11>

Scott Feldman: TEX 2005-2012 (RS, LDS, LCS, WS) <1>; CHN 2013 (RS) <1>; BAL 2013 (RS) <1, 11>; HOU 2014-2016 (RS) <1>;
TOR 2016 (RS) <1>; CIN 2017 (RS) <1>

Neftali Feliz: TEX 2009-2015 (RS, LDS, LCS, WS) <1>; DET 2015 (RS) <1>; PIT 2016 (RS) <1>; MIL 2017 (RS) <1>; KCA 2017 (RS) <1>;
PHI 2021 (RS) <1>; LAN 2021 (RS) <1>

Craig Gentry: TEX 2009-2013 (RS, WC, LDS, LCS, WS) <1, 7, 8, 9, 11, 12>; OAK 2014-2015 (RS) <7, 8, 9, 11, 12>;
ANA 2016 (RS) <7, 8, 11, 12>; BAL 2017-2018 (RS) <7, 8, 9, 11, 12>

Esteban German: OAK 2002-2004 (RS) <4, 5, 11, 12>; TEX 2005, 2009-2011 (RS, WS) <3, 4, 5, 6, 7, 11, 12>;
KCA 2006-2008 (RS) <3, 4, 5, 6, 7, 8, 10, 11, 12>

Mike Gonzalez: PIT 2003-2006 (RS) <1>; ATL 2007-2009 (RS) <1>; BAL 2010-2011 (RS) <1>; TEX 2011 (RS, LDS, LCS, WS) <1>;
WAS 2012 (RS, LDS) <1>; MIL 2013 (RS) <1>

Josh Hamilton: CIN 2007 (RS) <7, 8, 9, 11>; TEX 2008-2012, 2015 (RS, WC, LDS, LCS, WS) <7, 8, 9, 10, 11>;
ANA 2013-2014 (RS, LDS) <7, 8, 9, 10, 11>

Matt Harrison: TEX 2008-2015 (RS, LDS, LCS, WS) <1, 12>

Derek Holland: TEX 2009-2016 (RS, WC, LDS, LCS, WS) <1>; CHA 2017 (RS) <1>; SFN 2018-2019 (RS) <1, 12>; CHN 2019 (RS) <1>;
PIT 2020 (RS) <1>; DET 2021 (RS) <1>

Ian Kinsler: TEX 2006-2013 (RS, WC, LDS, LCS, WS) <4, 5, 10, 11, 12>; DET 2014-2017 (RS, LDS) <4, 10, 11, 12>;
ANA 2018 (RS) <4, 11>; BOS 2018 (RS, LDS, LCS, WS) <4, 11, 12>; SDN 2019 (RS) <1, 4, 11, 12>

Colby Lewis: TEX 2002-2004, 2010-2012, 2014-2016 (RS, LDS, LCS, WS) <1>; DET 2006 (RS) <1>; OAK 2007 (RS) <1>

Mark Lowe: SEA 2006-2010, 2015 (RS) <1>; TEX 2010-2012 (RS, WS) <1>; ANA 2013 (RS) <1>; CLE 2014 (RS) <1>;
TOR 2015 (RS, LDS, LCS) <1>; DET 2016 (RS) <1>

Mitch Moreland: TEX 2010-2016 (RS, WC, LDS, LCS, WS) <1, 3, 7, 9, 10, 11, 12>; BOS 2017-2020 (RS, LDS, LCS, WS) <1, 3, 10, 11, 12>;
SDN 2020 (RS, WC, LDS) <3, 10, 11>; OAK 2021 (RS) <1, 3, 10, 11>

David Murphy: BOS 2006-2007 (RS) <7, 8, 9, 11, 12>; TEX 2007-2013 (RS, WC, LDS, LCS, WS) <1, 7, 8, 9, 10, 11, 12>;
CLE 2014-2015 (RS) <1, 7, 9, 10, 11, 12>; ANA 2015 (RS) <7, 10, 11>

Mike Napoli: ANA 2006-2010 (RS, LDS, LCS) <2, 3, 10, 11, 12>; TEX 2011-2012, 2015, 2017 (RS, WC, LDS, LCS, WS) <2, 3, 7, 10, 11>;
BOS 2013-2015 (RS, LDS, LCS, WS) <3, 10, 11, 12>; CLE 2016 (RS, LDS, LCS, WS) <3, 10, 11>

Alexi Ogando: TEX 2010-2014 (RS, LDS, LCS, WS) <1>; BOS 2015 (RS) <1>; ATL 2016 (RS) <1>; CLE 2018 (RS) <1>

Darren Oliver: TEX 1993-1998, 2000-2001, 2010-2011 (RS, LDS, LCS, WS) <1>; SLN 1998-1999 (RS) <1, 11>; BOS 2002 (RS) <1>;
COL 2003 (RS) <1, 11>; FLO 2004 (RS) <1, 11>; HOU 2004 (RS) <1, 11>; NYN 2006 (RS, LDS, LCS) <1>; ANA 2007-2009 (RS, LDS, LCS) <1>;
TOR 2012-2013 (RS) <1>

Yorvit Torrealba: SFN 2001-2005 (RS, LDS) <2, 7, 10, 11, 12>; SEA 2005 (RS) <2, 12>;
COL 2006-2009, 2013 (RS, LDS, LCS, WS) <2, 3, 11, 12>; SDN 2010 (RS) <2, 11>; TEX 2011-2012 (RS, LDS, LCS, WS) <2, 10, 11, 12>;
MIL 2012 (RS) <2, 11>; TOR 2012 (RS) <2, 3, 11>

C. J. Wilson: TEX 2005-2011 (RS, LDS, LCS, WS) <1>; ANA 2012-2015 (RS, LDS) <1, 11>

Michael Young: TEX 2000-2012 (RS, WC, LDS, LCS, WS) <3, 4, 5, 6, 10, 11, 12>; PHI 2013 (RS) <3, 5, 11>;
LAN 2013 (RS, LDS, LCS) <3, 4, 5, 6, 11>

Broadcasters

Tim McCarver: SLN 1959-1961, 1963-1969, 1973-1974 (RS, WS) <2, 3, 11, 12>; PHI 1970-1972, 1975-1980 (RS, LCS) <2, 3, 7, 11, 12>;
MON 1972 (RS) <2, 5, 7, 11>; BOS 1974-1975 (RS) <2, 3, 10, 11>

Joe Buck

2011

ALE		t %	ACR	ACOR	TAR	X		
1	NYA	32	162	59	+0.791	-0.542	+1.333	265
2	TBA	20	162	56	-0.026	-0.610	+0.584	275
3	BOS	18	162	55	+0.570	-0.311	+0.881	260
4	TOR	0	162	50	-0.064	+0.040	-0.104	294
5	BAL	-24	162	42	-0.297	+0.643	-0.940	274

NLE		t %	ACR	ACOR	TAR	X		
1	PHI	42	162	62	-0.081	-1.325	+1.244	270
2	ATL	16	162	54	-0.466	-0.709	+0.243	294
3	WAS	-1	161	49	-0.624	-0.472	-0.152	284
4	NYN	-8	162	47	+0.142	+0.326	-0.184	297
5	FLO	-18	162	44	-0.615	-0.129	-0.486	294

ALC		t %	ACR	ACOR	TAR	X		
1	DET	28	162	58	+0.270	-0.227	+0.497	260
2	CLE	-2	162	49	-0.354	-0.008	-0.346	288
3	CHA	-4	162	48	-0.619	-0.288	-0.331	277
4	KCA	-20	162	43	-0.154	+0.070	-0.224	309
5	MIN	-36	162	38	-0.810	+0.412	-1.222	270

NLC		t %	ACR	ACOR	TAR	X		
1	MIL	30	162	59	-0.008	-0.578	+0.570	277
2	SLN	18	162	55	+0.326	-0.124	+0.450	317
3	CIN	-4	162	48	-0.095	-0.183	+0.088	312
4	PIT	-18	162	44	-0.698	-0.020	-0.678	273
5	CHN	-20	162	43	-0.422	+0.240	-0.662	307
6	HOU	-50	162	34	-0.800	+0.383	-1.183	290

ALW		t %	ACR	ACOR	TAR	X		
1	TEX	30	162	59	+0.393	-0.831	+1.224	257
2	ANA	10	162	53	-0.482	-0.716	+0.234	277
3	OAK	-14	162	45	-0.571	-0.316	-0.255	264
4	SEA	-28	162	41	-1.030	-0.200	-0.830	262

NLW		t %	ACR	ACOR	TAR	X		
1	ARI	26	162	58	-0.050	-0.530	+0.480	272
2	SFN	10	162	53	-0.867	-0.790	-0.077	277
3	LAN	3	161	50	-0.323	-0.502	+0.179	273
4	COL	-16	162	45	-0.450	-0.273	-0.177	276
5	SDN	-20	162	43	-0.616	-0.440	-0.176	257

AL		rank	last PS app	WS	win
*	NYA	32	ALE #1	LCS 2010	2009 2009
*	TEX	30	ALW #1	WS 2010	2010
*	DET	28	ALC #1	WS 2006	2006 1984
•	1	TBA	20	ALE #2	LDS 2010 2008
	2	BOS	18	ALE #3	LDS 2009 2007 2007
	3	ANA	10	ALW #2	LCS 2009 2002 2002
	4	TOR	0	ALE #4	WS 1993 1993 1993
	5	CLE	-2	ALC #2	LCS 2007 1997 1948
	6	CHA	-4	ALC #3	LDS 2008 2005 2005
	7	OAK	-14	ALW #3	LCS 2006 1990 1989
	8	KCA	-20	ALC #4	WS 1985 1985 1985
	9	BAL	-24	ALE #5	LCS 1997 1983 1983
	10	SEA	-28	ALW #4	LCS 2001
	11	MIN	-36	ALC #5	LDS 2010 1991 1991

NL		rank	last PS app	WS	win
*	PHI	42	NLE #1	LCS 2010	2009 2008
*	MIL	30	NLC #1	LDS 2008	1982
*	ARI	26	NLW #1	LCS 2007	2001 2001
•	1	SLN	18	NLC #2	LDS 2009 2006 2006
	2	ATL	16	NLE #2	LDS 2010 1999 1995
	3	SFN	10	NLW #2	WS 2010 2010 2010
	4	LAN	3	NLW #3	LCS 2009 1988 1988
	5	WAS	-1	NLE #3	LCS 1981
	6	CIN	-4	NLC #3	LDS 2010 1990 1990
	7	NYN	-8	NLE #4	LCS 2006 2000 1986
	8	COL	-16	NLW #4	LDS 2009 2007
	9	FLO	-18	NLE #5	WS 2003 2003 2003
	10	PIT	-18	NLC #4	LCS 1992 1979 1979
	11	CHN	-20	NLC #5	LDS 2008 1945 1908
	12	SDN	-20	NLW #5	LDS 2006 1998
	13	HOU	-50	NLC #6	WS 2005 2005

ser	w	l	pa	o	br	r	ACR	ACOR	X	#
ALD1	TEX	TBA	I W w w	145 / 300	105 / 213	44 / 94	16 / 37	-0.705	+0.425	35 259
ALD2	DET	NYA	L w W I w	181 / 381	132 / 264	55 / 126	17 / 45	-1.217	+1.026	32 288
NLD1	MIL	ARI	W W L L W;	186 / 379	130 / 262	58 / 124	23 / 48	+0.108	+0.436	39 224
NLD2	SLN	PHI	L w I W w	187 / 363	132 / 264	59 / 107	19 / 40	-0.597	-0.143	46 165
ALCS	TEX	DET	W W; L w- L W	245 / 480	165 / 333	90 / 166	39 / 64	+1.260	-1.070	64 47
NLCS	SLN	MIL	L w W I W w	243 / 466	156 / 315	94 / 165	43 / 69	+2.751	-0.003	36 252
WS	SLN	TEX	W I w L L W; W	282 / 552	186 / 375	107 / 198	38 / 68	+0.628	-0.475	88 3

Number of games:

LDS: 19 / 20

LCS: 12 / 14

WS: 7 / 7

38 postseason / 41 (min 24) (92%)

+ 2429 regular season / 2430 (99%)

= 2467 games in 2011.

252 RS interleague games.

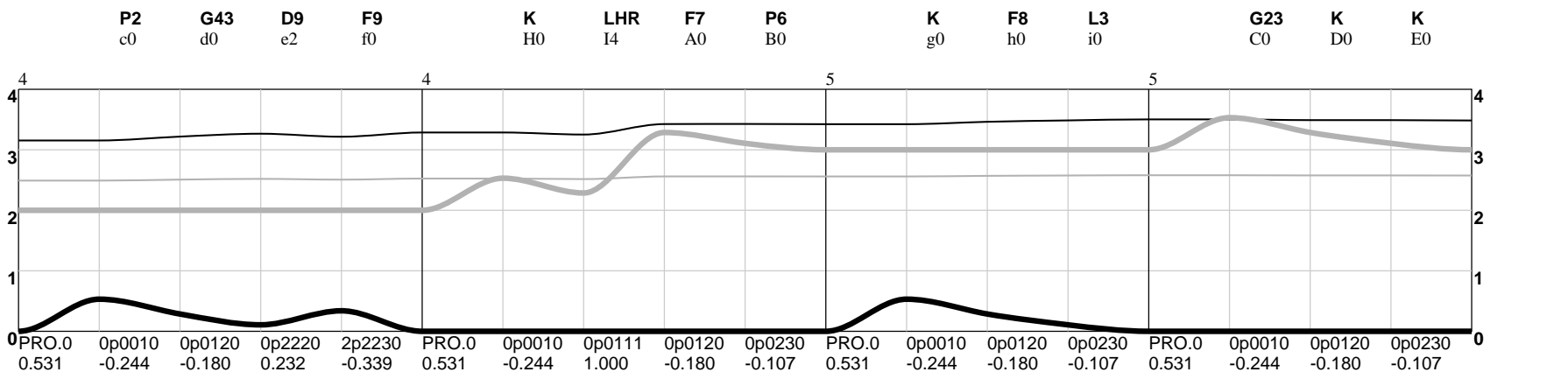
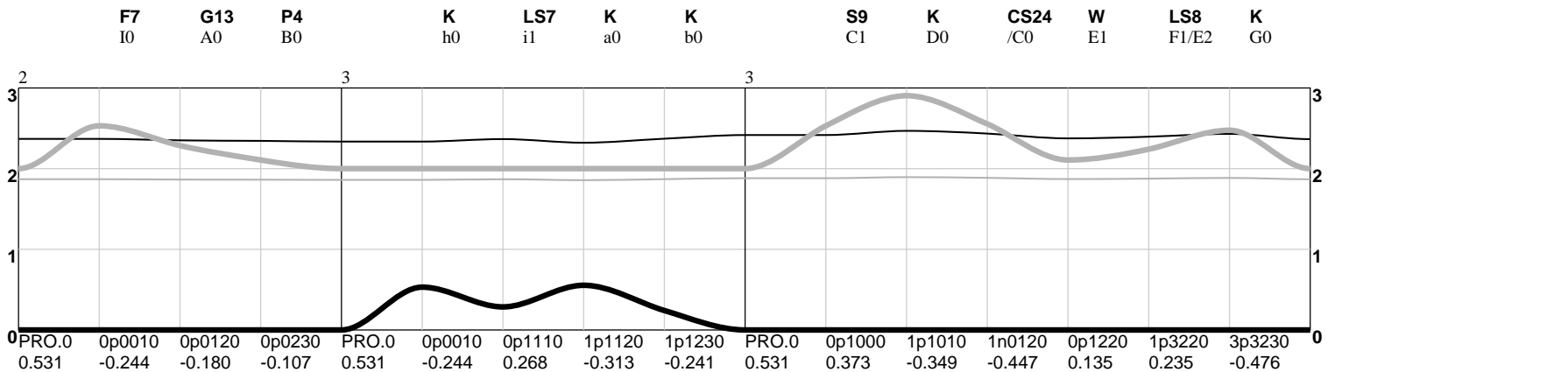
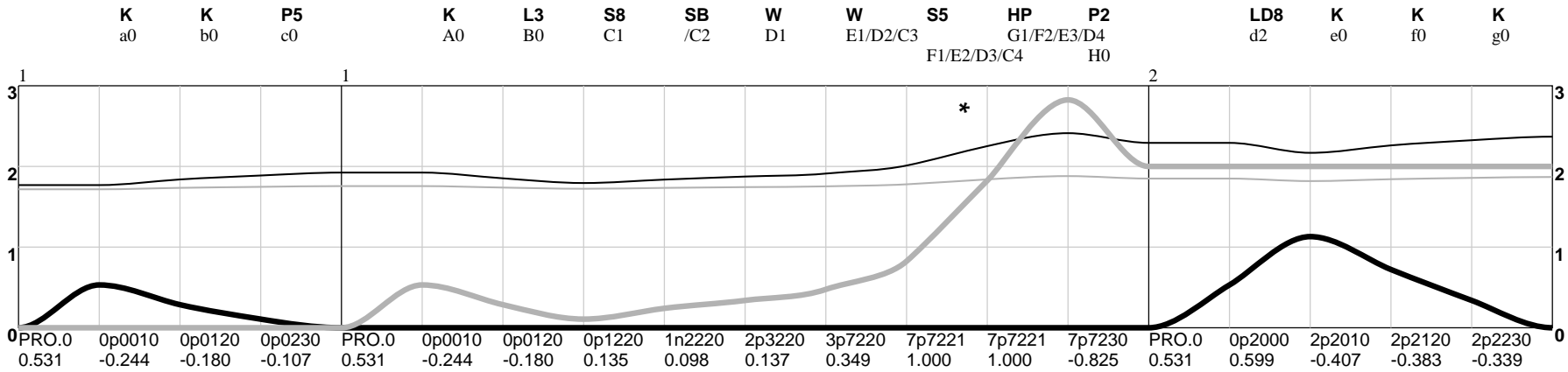
NL won 121, AL won 131.

2011

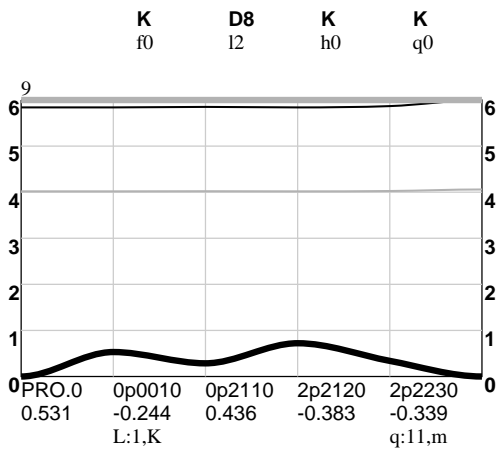
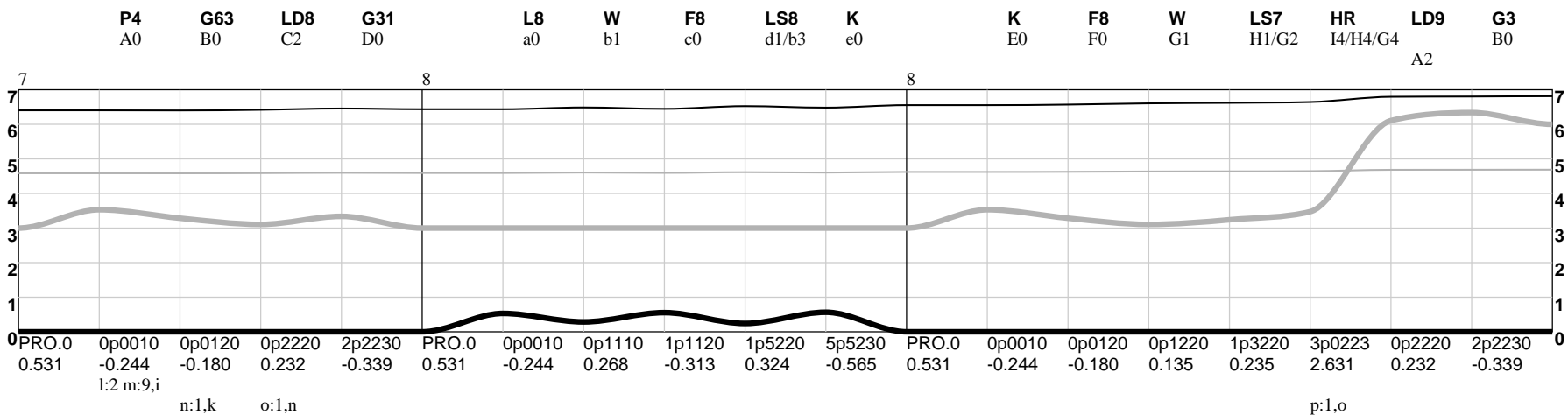
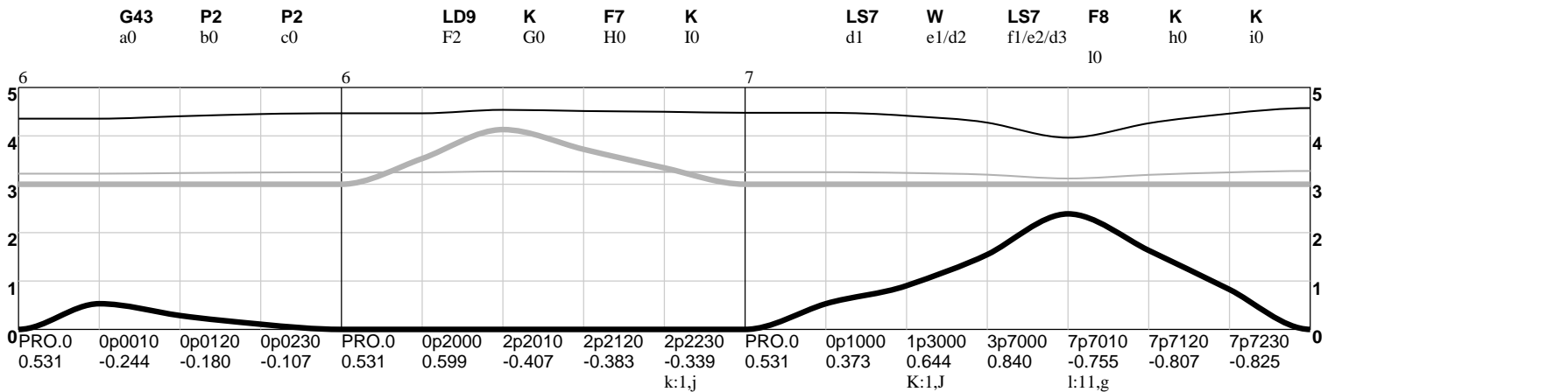
ru AL hitting MVP							ru NL hitting MVP												
		ACR	PA	ACW	w	l	+1			ACR	PA	ACW	w	l	+1				
1	1	Miguel Cabrera R	DET	+0.424	688	+0.795	13	2	66	1	2	Matt Kemp R	LAN	+0.373	689	+0.793	20	10	66
2	*	Jose Bautista R	TOR	+0.414	655	+1.351	18	5	59	2	4	Ryan Braun R	MIL	+0.404	629	+0.635	19	8	62
3	3	Jacoby Ellsbury L	BOS	+0.301	732	+0.767	14	1	56	3	2	Prince Fielder L	MIL	+0.348	692	+0.870	25	6	75
4		Adrian Gonzalez L	BOS	+0.268	715	+0.496	16	6	68	4	3	Joey Votto L	CIN	+0.324	719	+0.904	13	6	63
5	6	Robinson Cano L	NYA	+0.269	681	+0.457	13	5	67	5		Lance Berkman S	SLN	+0.368	587	+0.751	14	5	55
6	7	Victor Martinez S	DET	+0.299	595	+0.591	17	7	63	6	19	Carlos Beltran S	NYN	+0.235	598	+0.497	14	8	49
7	13	Mike Napoli R	TEX	+0.395	432	+0.153	11	4	54	7	13	Michael Morse R	WAS	+0.239	575	+0.364	14	7	50
8	11	Curtis Granderson L	NYA	+0.245	691	+0.439	14	9	68	8	12	Hunter Pence R	HOU	+0.198	668	+0.477	17	11	64
9	7	Mark Teixeira S	NYA	+0.219	684	+0.360	16	5	60	9	12	Ryan Howard L	PHI	+0.193	644	+0.587	21	16	65
10	9	Alex Gordon L	KCA	+0.210	690	+0.575	13	4	51	10		Carlos Gonzalez L	COL	+0.226	542	+0.464	5	5	50
11	8	Evan Longoria R	TBA	+0.236	574	+0.521	18	7	48	11	22	Andrew McCutchen R	PIT	+0.175	678	+0.307	13	8	49
12	18	Ben Zobrist S	TBA	+0.187	674	+0.115	16	5	54	12	14	Albert Pujols R	SLN	+0.175	651	+0.565	12	7	63
13	17	Dustin Pedroia R	BOS	+0.162	731	+0.312	13	7	49	13	24	Justin Upton R	ARI	+0.161	674	+0.265	12	8	48
14	10	Alex Avila L	DET	+0.210	551	+0.657	7	3	44	14		Aramis Ramirez R	CHN	+0.172	626	+0.740	7	8	50
15		David Ortiz L	BOS	+0.190	605	+0.169	10	10	56	15	23	Chipper Jones S	ATL	+0.198	512	+0.362	9	5	37
16		Paul Konerko R	CHA	+0.176	639	+0.372	10	11	54	16	18	Matt Holliday R	SLN	+0.195	516	+0.636	8	6	45
17	10	Michael Young R	TEX	+0.155	689	+0.477	9	5	65	17	34	Jose Reyes S	NYN	+0.165	586	+0.179	10	1	24
18		Josh Hamilton L	TEX	+0.176	538	+0.753	13	4	52	18	19	Shane Victorino S	PHI	+0.158	586	+0.359	9	3	36
19		Kevin Youkilis R	BOS	+0.181	517	+0.312	9	11	43	19		Pablo Sandoval S	SFN	+0.191	466	+0.692	7	3	38
20	32	Josh Willingham R	OAK	+0.148	563	+0.398	12	9	51	20		Carlos Pena L	CHN	+0.142	606	+0.617	7	11	43
21		Billy Butler R	KCA	+0.119	673	+0.240	8	14	49	21	16	Troy Tulowitzki R	COL	+0.141	606	+0.600	15	10	52
22	31	Adrian Beltre R	TEX	+0.147	525	+0.173	13	8	61	22	27	Giancarlo Stanton R	FLO	+0.136	601	+0.267	12	8	51
23	16	Carlos Quentin R	CHA	+0.157	483	+0.665	11	2	43	23	21	Jesus Guzman R	SDN	+0.293	271	+0.534	6	1	17
24	17	Alejandro de Aza L	CHA	+0.443	171	+1.106	6	1	12	24		Miguel Montero L	ARI	+0.136	553	+0.239	12	4	49
25	29	Scott Sizemore R	OAK	+0.153	429	+0.319	9	5	29	25		Lucas Duda L	NYN	+0.209	347	+0.618	2	4	27

ru AL pitching MVP							ru NL pitching MVP												
		ACOR	PA	ACW	w	l	c			ACOR	PA	ACW	w	l	c				
1	*	Jered Weaver R	ANA	-2.336	926	+0.370	22	8	4	1	2	Roy Halladay R	PHI	-2.209	933	+0.230	22	7	8
2	1	Justin Verlander R	DET	-2.214	969	+0.231	24	9	4	2	*	Cliff Lee L	PHI	-2.050	920	+0.293	21	9	6
3	8	James Shields R	TBA	-1.642	975	+0.147	20	10	11	3	1	Clayton Kershaw L	LAN	-1.906	912	+0.209	22	8	5
4	5	Josh Beckett R	BOS	-1.976	767	+0.294	19	8	1	4	3	Ian Kennedy R	ARI	-1.879	900	+0.273	22	6	1
5	14	C.J. Wilson L	TEX	-1.493	915	+0.048	17	10	3	5	2	Cole Hamels L	PHI	-1.798	850	+0.309	17	11	3
6	9	CC Sabathia L	NYA	-1.382	985	+0.052	21	7	3	6	4	Tyler Clippard R	WAS	-3.657	329	+0.786	7	2	0
7	5	Ricky Romero L	TOR	-1.471	917	+0.234	17	11	4	7		Jhoulys Chacin R	COL	-1.386	827	+0.021	12	15	2
8	7	Dan Haren R	ANA	-1.400	953	+0.324	18	13	4	8		Tim Lincecum R	SFN	-1.223	900	+0.112	14	16	1
9		Doug Fister R	SEA	-1.289	875	+0.273	13	15	3	9	28	Matt Cain R	SFN	-1.209	907	+0.137	15	13	1
10	6	David Robertson R	NYA	-3.965	272	+0.817	4	1	0	10	11	Johnny Cueto R	CIN	-1.667	631	+0.197	16	6	3
11	16	Jeremy Hellickson R	TBA	-1.390	774	+0.155	15	9	2	11	17	Ryan Vogelsong R	SFN	-1.231	752	+0.188	15	9	1
12	31	Justin Masterson R	CLE	-1.180	908	+0.061	18	10	1	12	3	Jonny Venters L	ATL	-2.580	357	+0.798	3	1	0
13	27	Alfredo Aceves R	BOS	-2.097	474	+0.212	4	3	0	13	4	Eric O'Flaherty L	ATL	-2.840	301	+0.650	4	0	0
14	19	Jon Lester L	BOS	-1.216	799	+0.035	16	12	0	14	12	Jair Jurrjens R	ATL	-1.331	627	+0.218	15	5	2
15	12	Matt Harrison L	TEX	-1.226	772	+0.084	17	9	0	15		Jordan Zimmermann R	WAS	-1.254	662	+0.318	11	11	1
16		Greg Holland R	KCA	-3.782	233	+0.782	1	1	0	16	21	Josh Collmenter r	ARI	-1.307	621	+0.226	13	8	0
17		Scott Baker R	MIN	-1.575	548	+0.171	8	8	1	17	40	Chris Carpenter R	SLN	-0.768	996	+0.118	15	14	4
18		Ervin Santana R	ANA	-0.903	949	+0.035	15	16	4	18	42	Hiroki Kuroda R	LAN	-0.905	838	+0.119	14	13	0
19	11	Gio Gonzalez L	OAK	-0.971	864	+0.121	17	12	0	19	22	Vance Worley R	PHI	-1.333	553	+0.190	15	4	1
20	32	Alexi Ogando R	TEX	-1.158	693	+0.102	14	9	1	20	17	Joe Saunders L	ARI	-0.829	874	+0.084	15	13	1
21	10	Albuquerque r	DET	-4.243	182	+0.789	4	0	0	21	44	Shaun Marcum R	MIL	-0.863	822	+0.066	15	12	0
22	9	Koji Uehara R	BAL	-2.996	243	+0.583	1	0	0	22	29	Tim Hudson R	ATL	-0.800	884	+0.144	18	13	1
23		Daniel Bard R	BOS	-2.501	288	-0.292	4	5	0	23	18	Josh Johnson R	FLO	-2.884	234	+0.533	5	2	0
24		Felix Hernandez R	SEA	-0.717	964	+0.073	15	15	5	24	15	Sean Marshall L	CHN	-2.152	307	+0.193	4	2	0
25	13	Mark Buehrle L	CHA	-0.797	858	+0.109	17	10	0	25		Daniel Hudson R	ARI	-0.697	921	-0.088	17	10	3

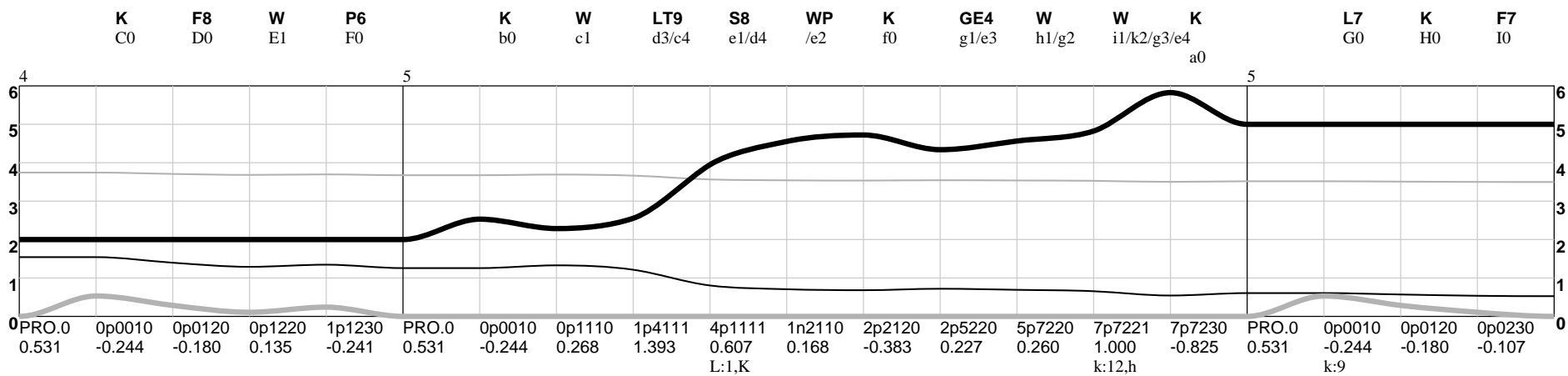
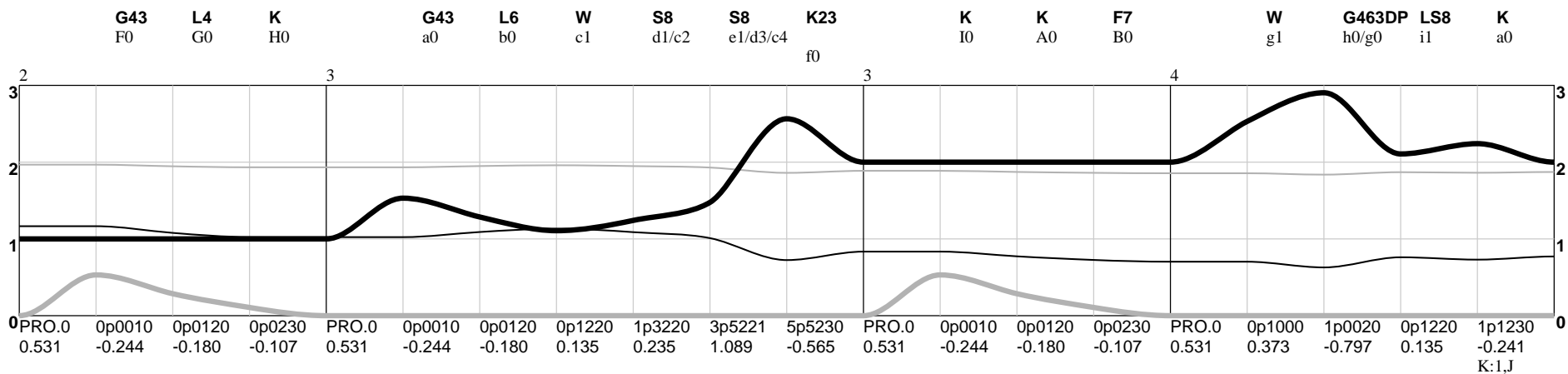
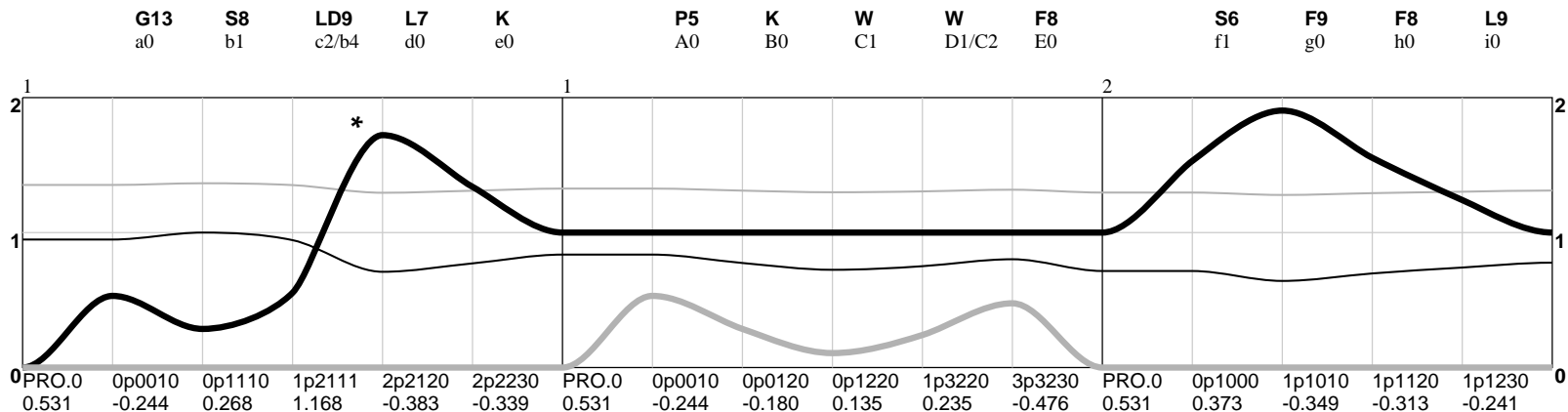
CHN vs CLE 2016 WS gm 1 10/25 (0) Tue



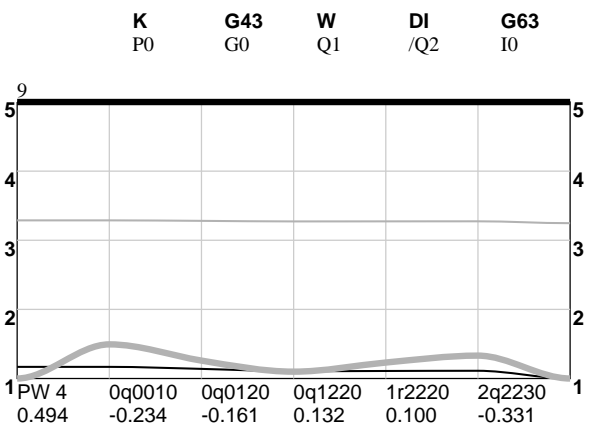
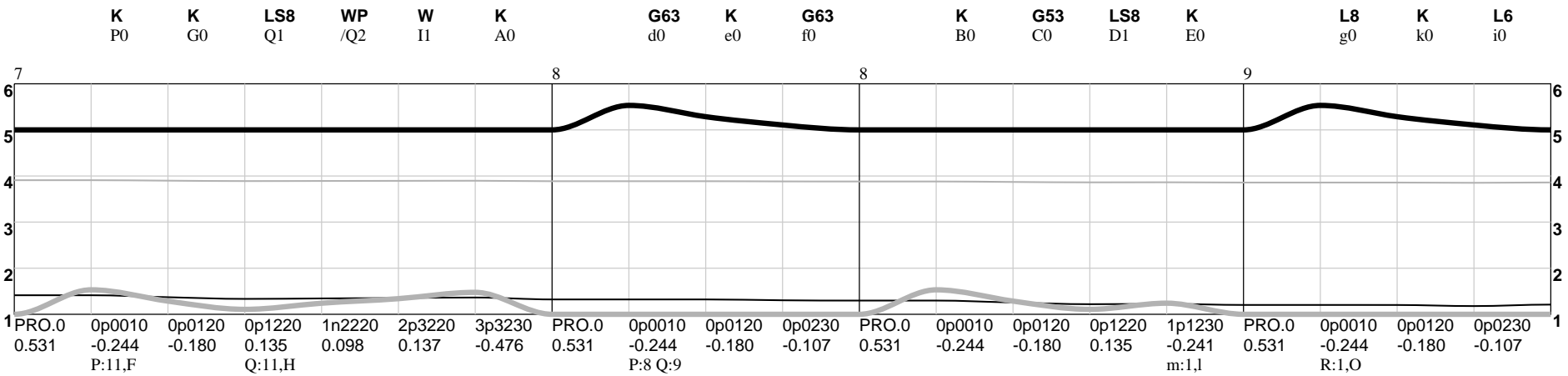
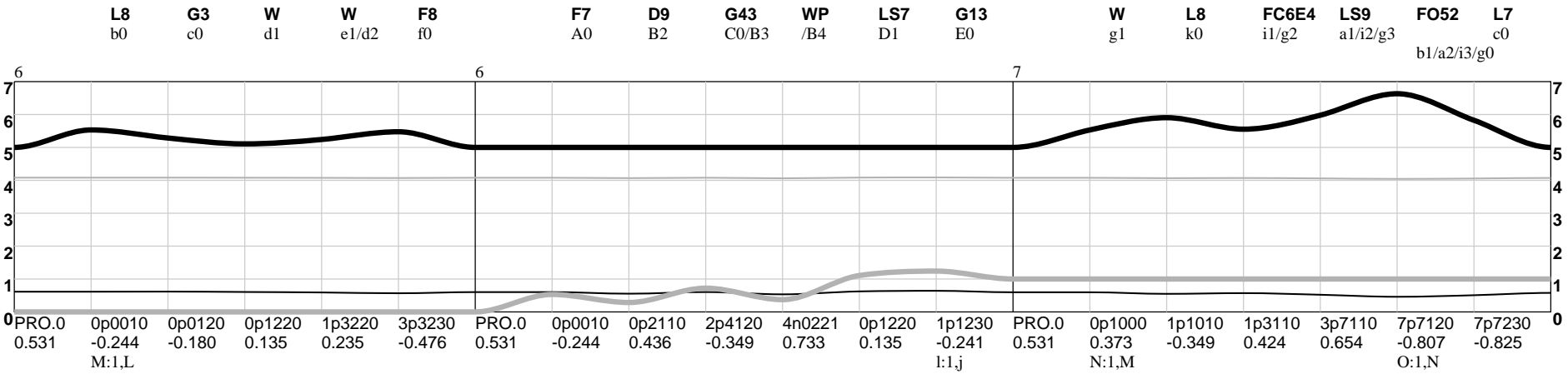
CHN vs CLE 2016 WS gm 1 10/25 (0) Tue



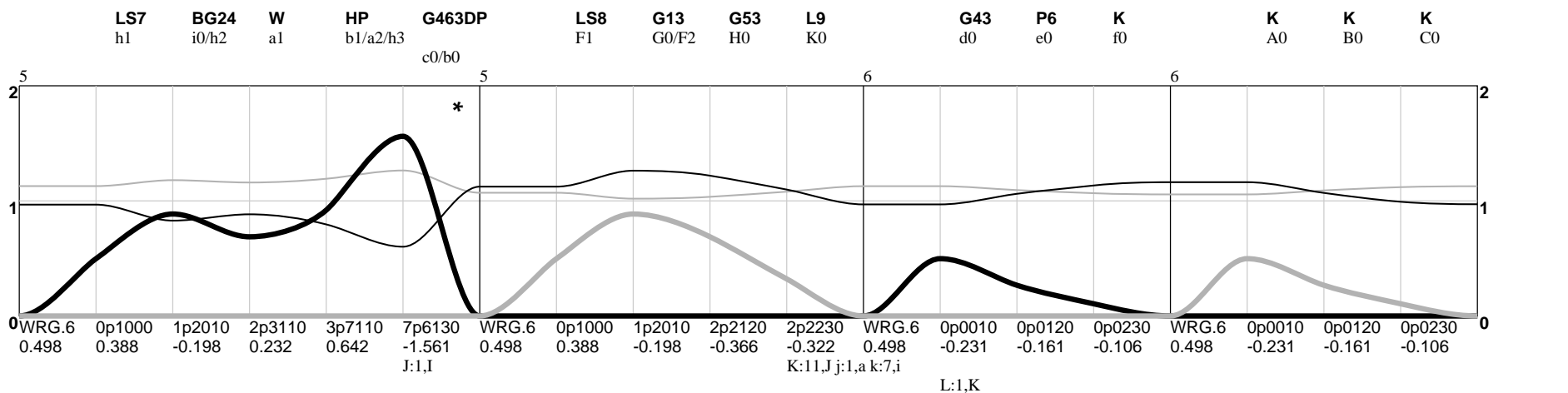
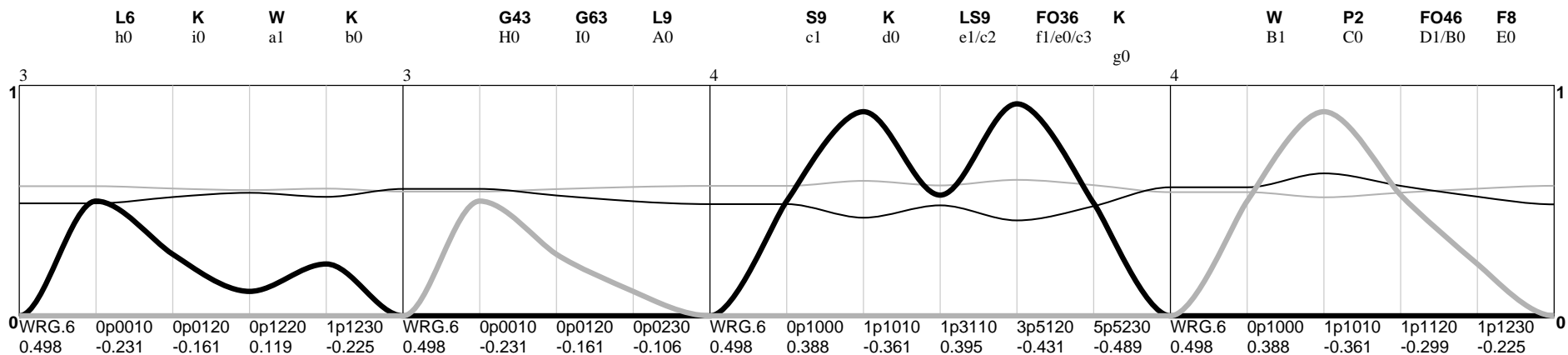
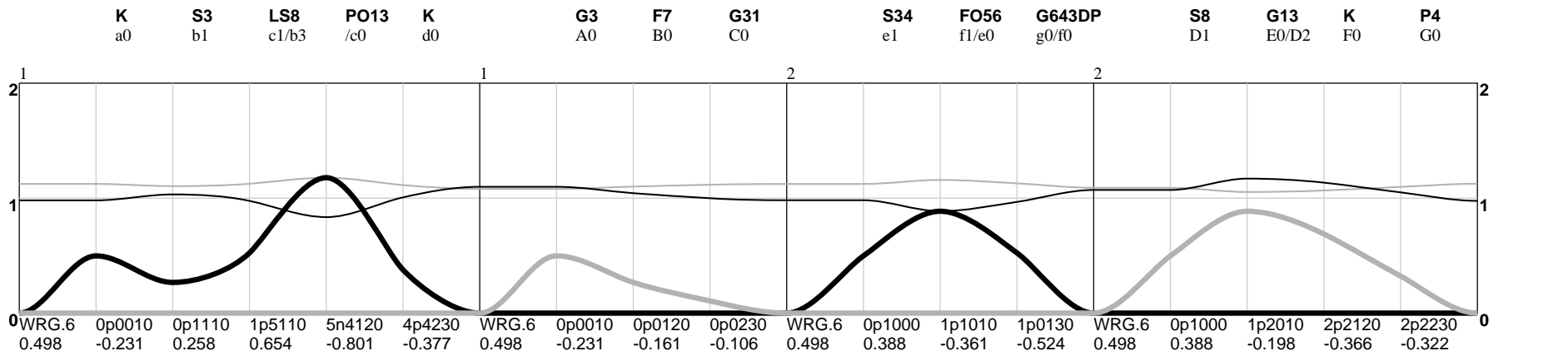
CHN vs CLE 2016 WS gm 2 10/26 (0) Wed



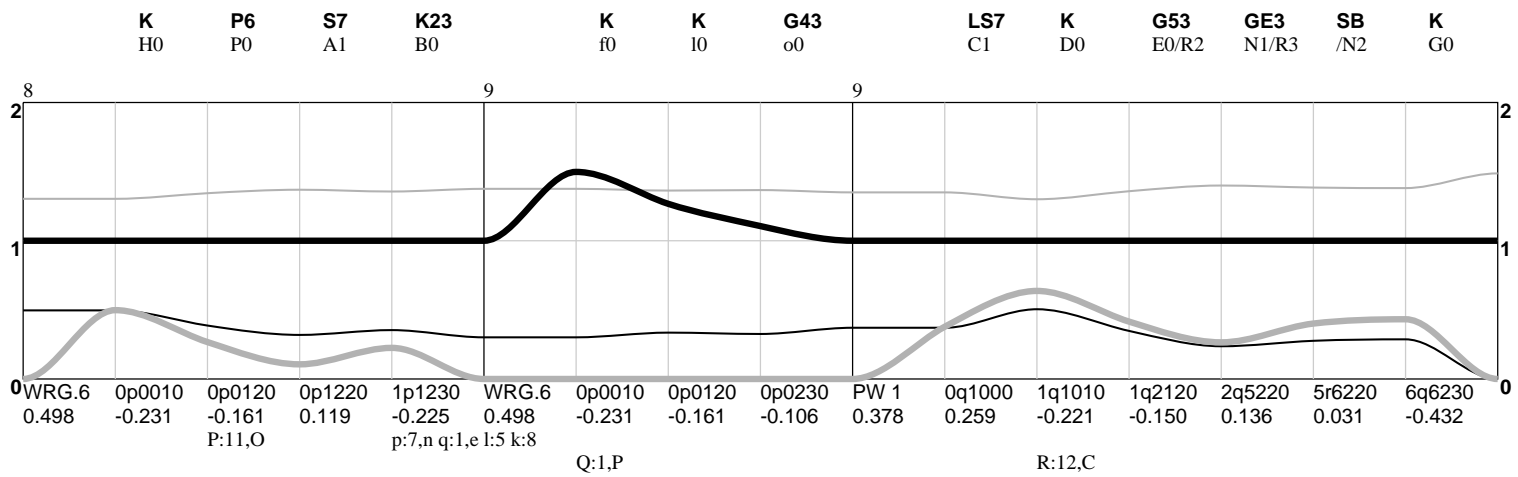
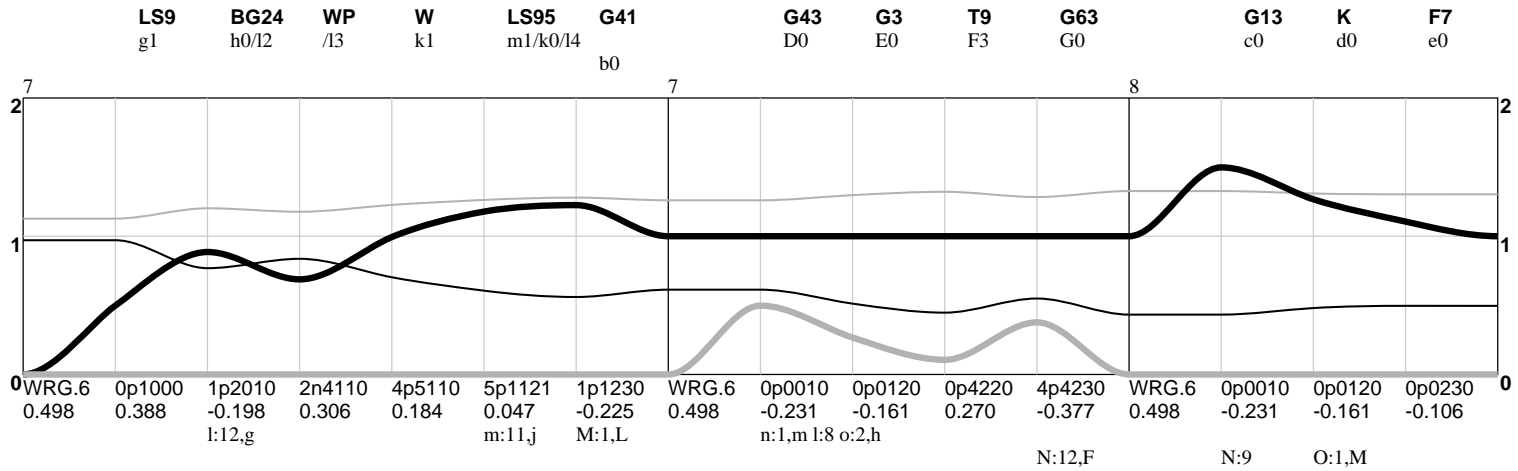
CHN vs CLE 2016 WS gm 2 10/26 (0) Wed



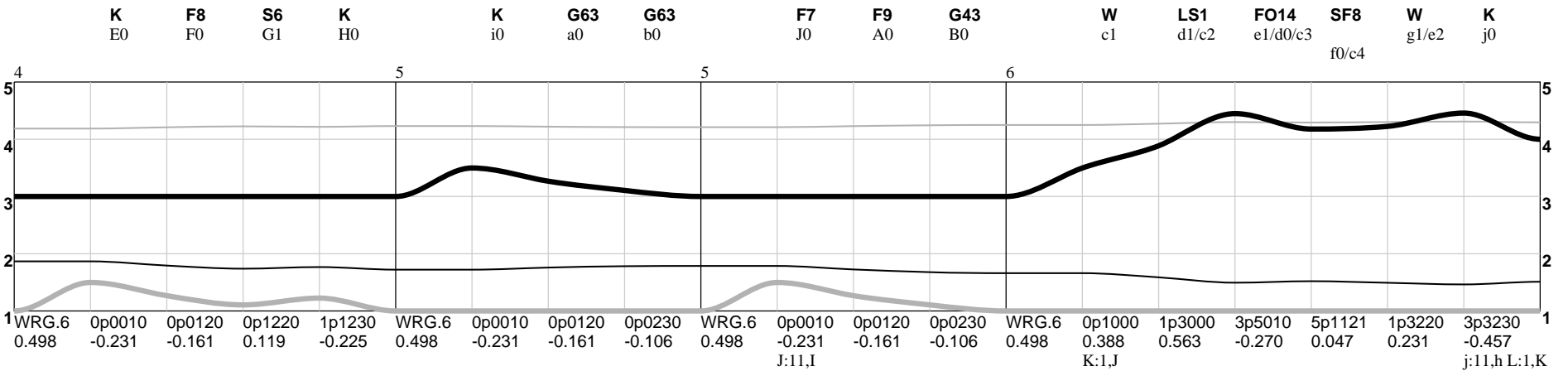
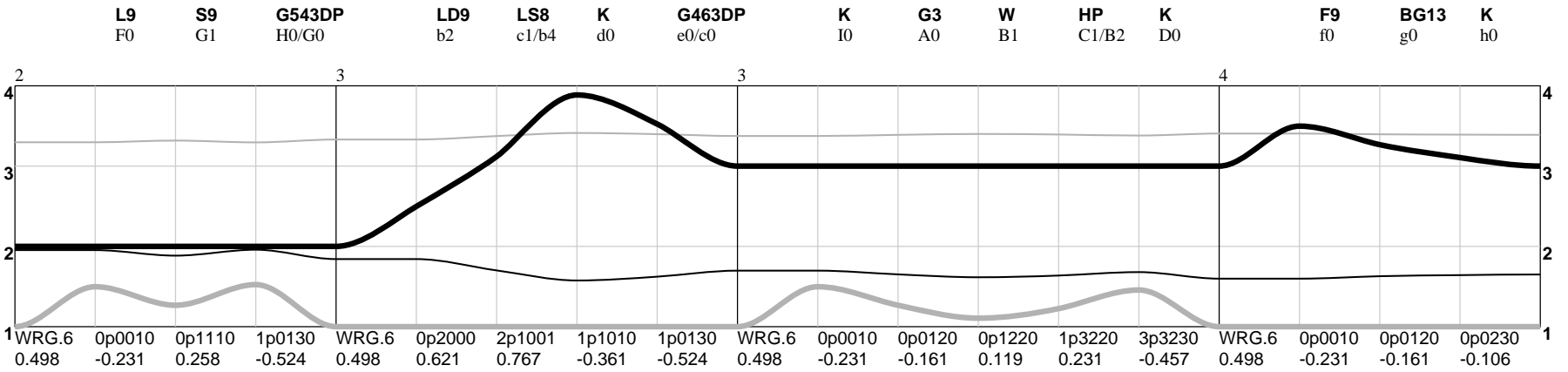
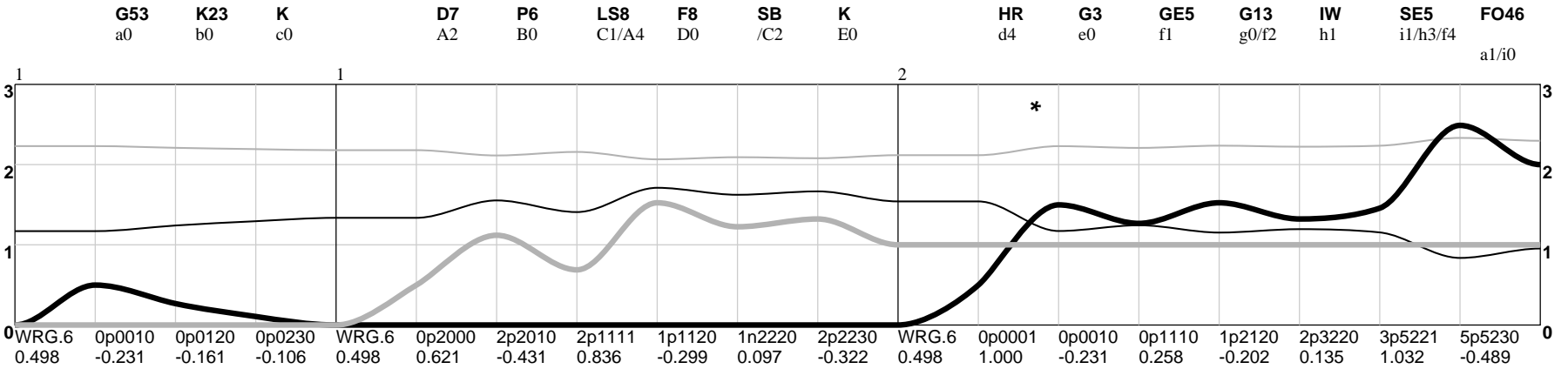
CLE vs CHN 2016 WS gm 3 10/28 (0) Fri



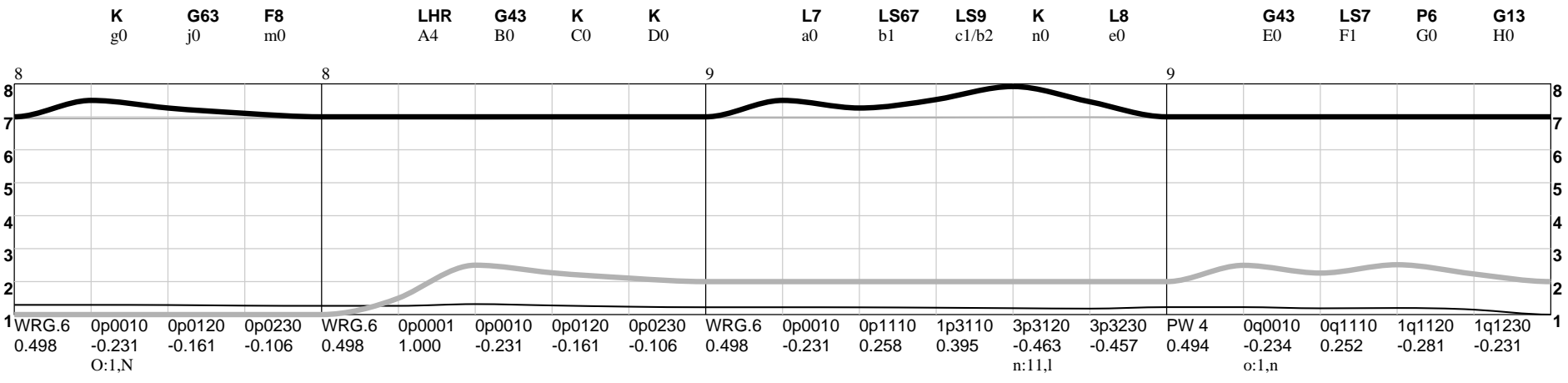
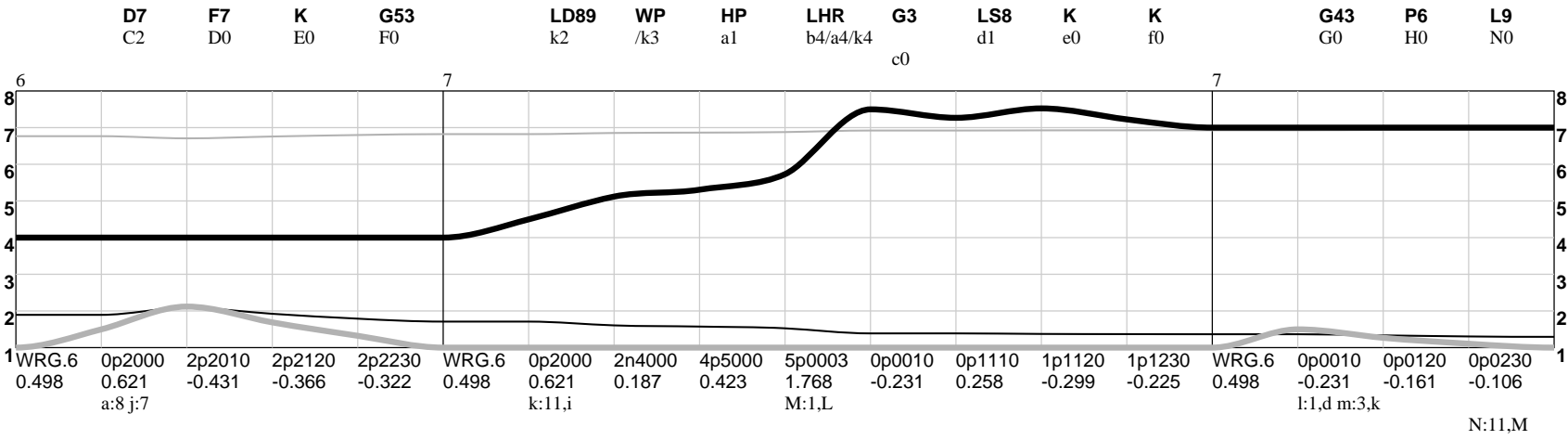
CLE vs CHN 2016 WS gm 3 10/28 (0) Fri



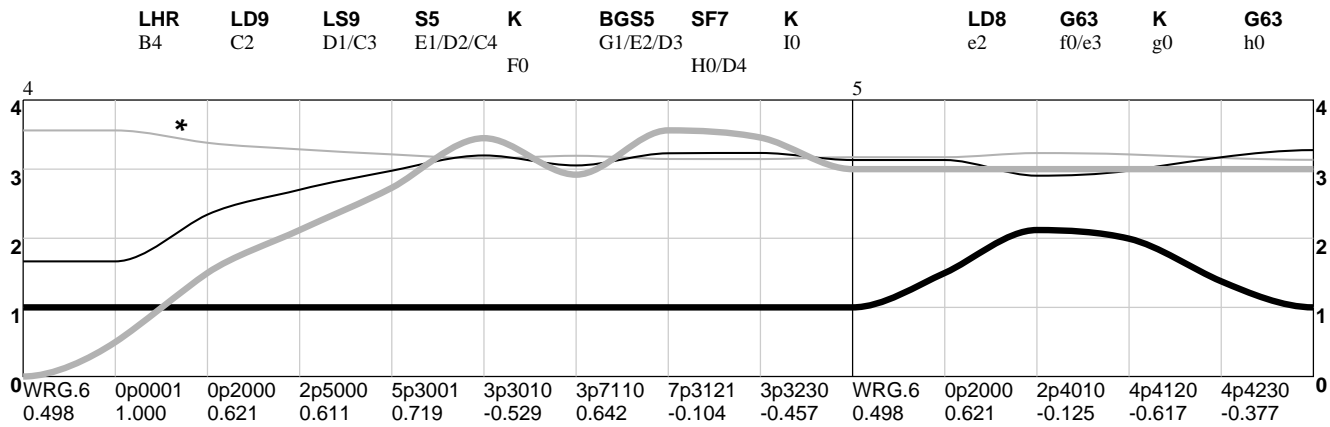
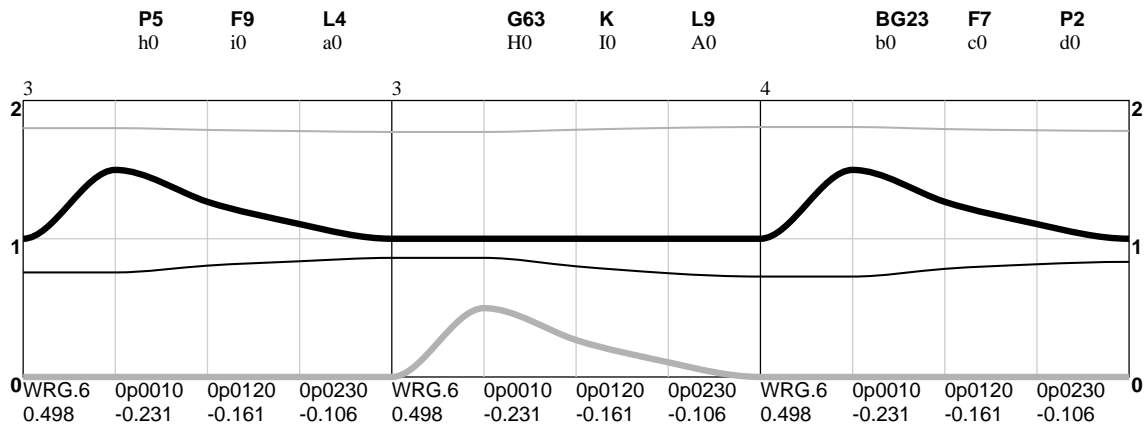
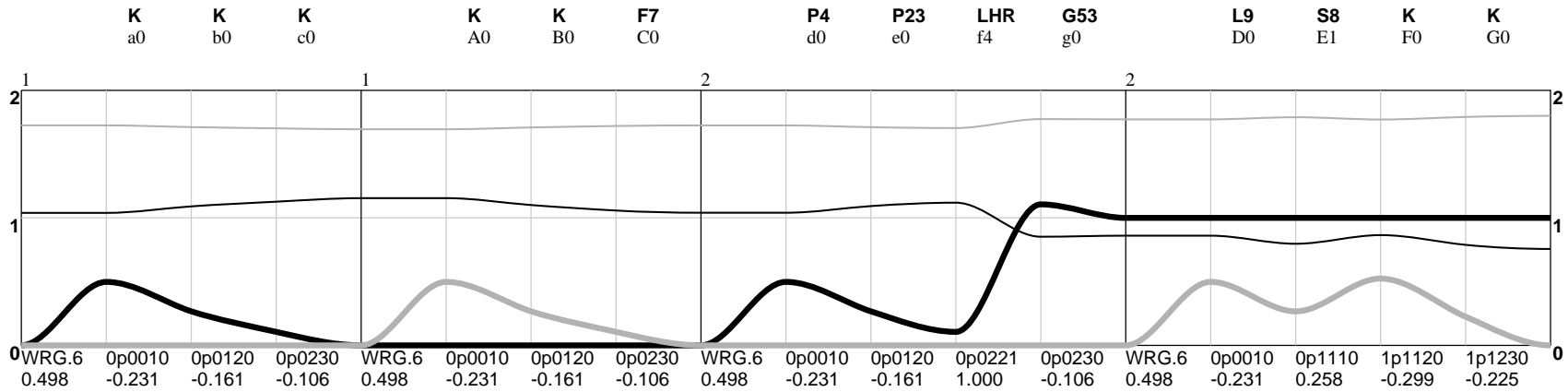
CLE vs CHN 2016 WS gm 4 10/29 (0) Sat



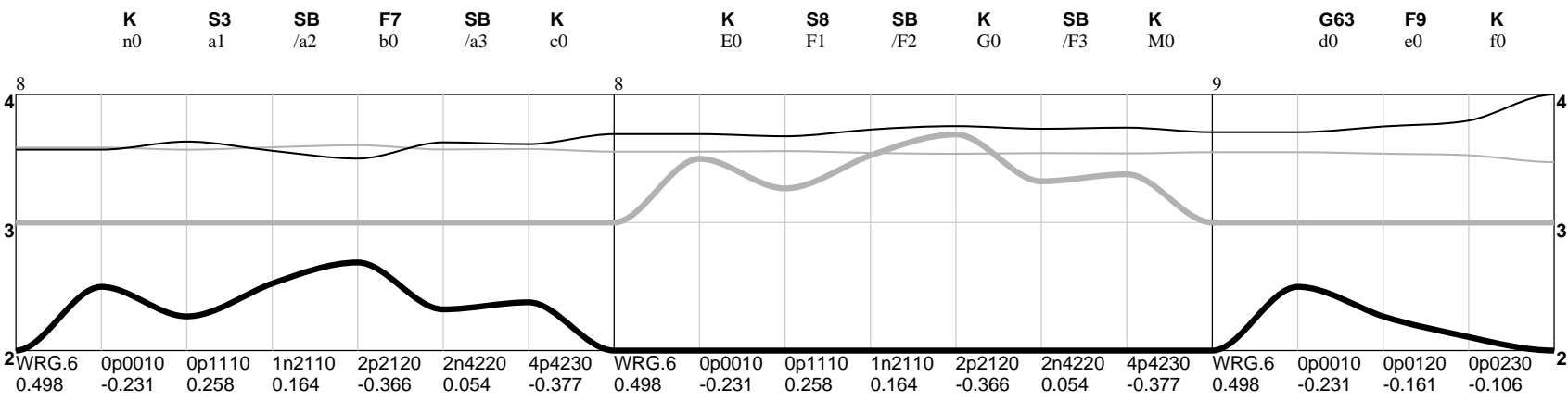
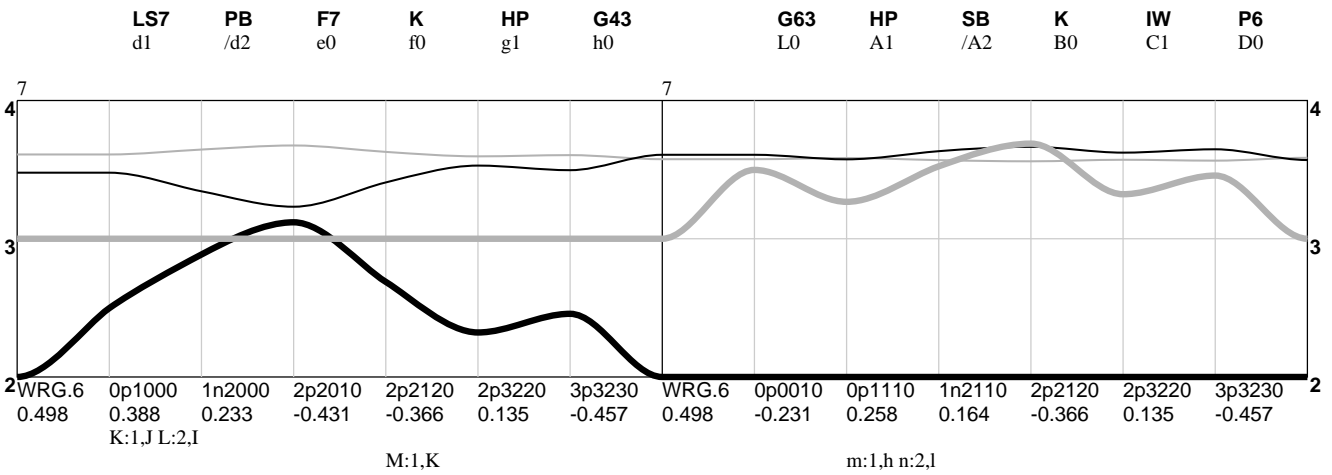
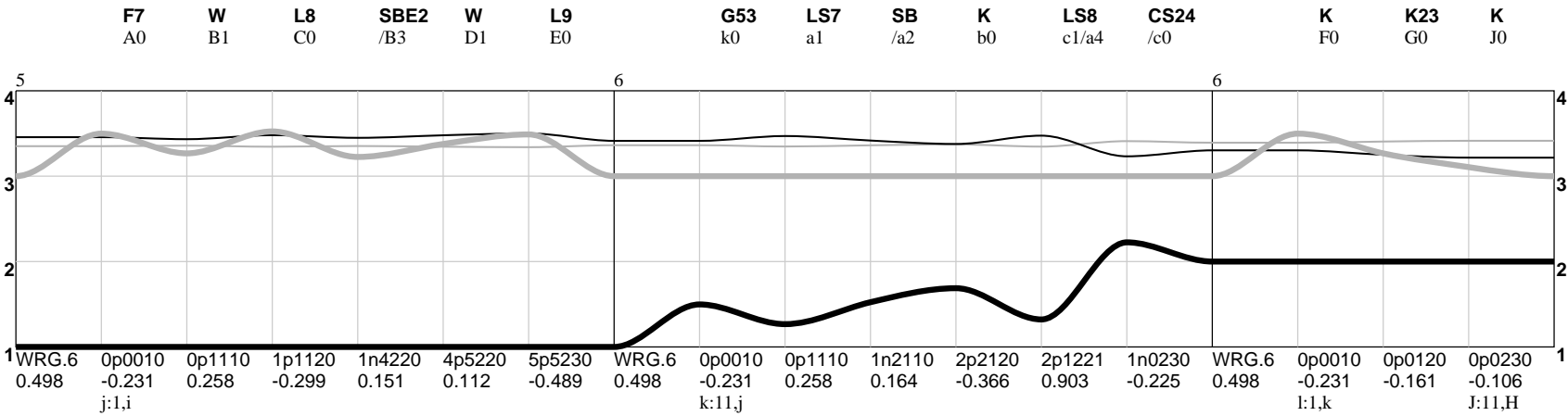
CLE vs CHN 2016 WS gm 4 10/29 (0) Sat



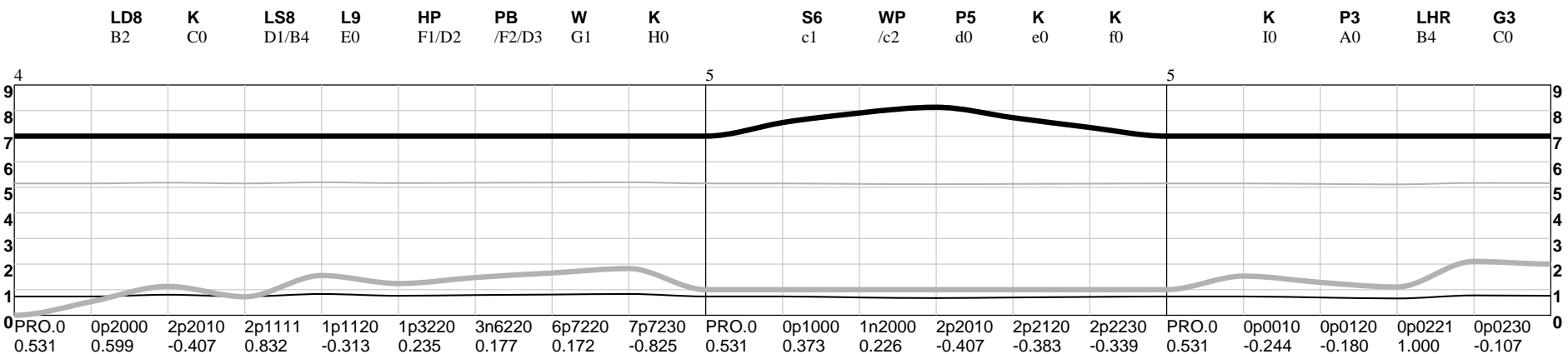
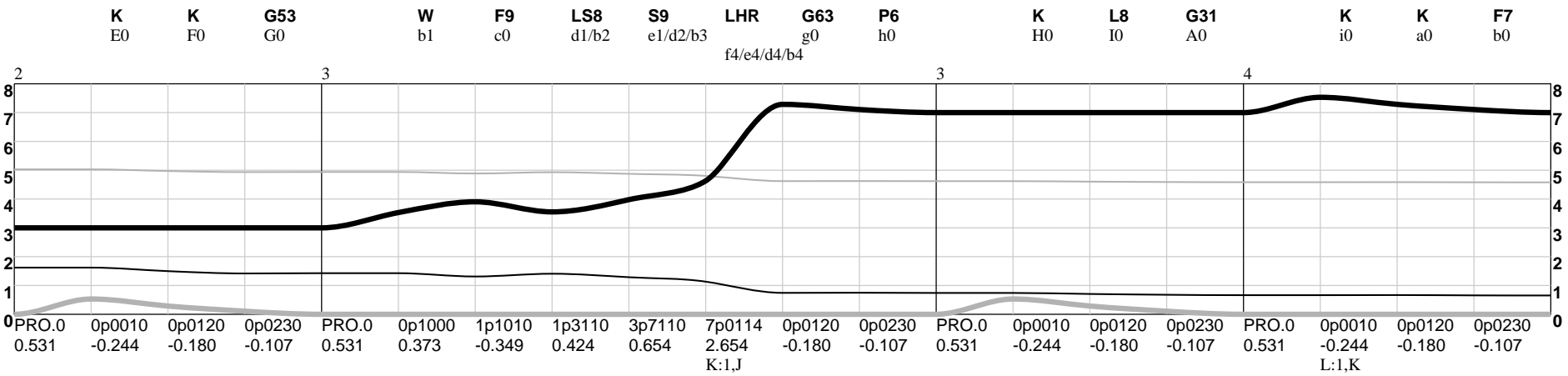
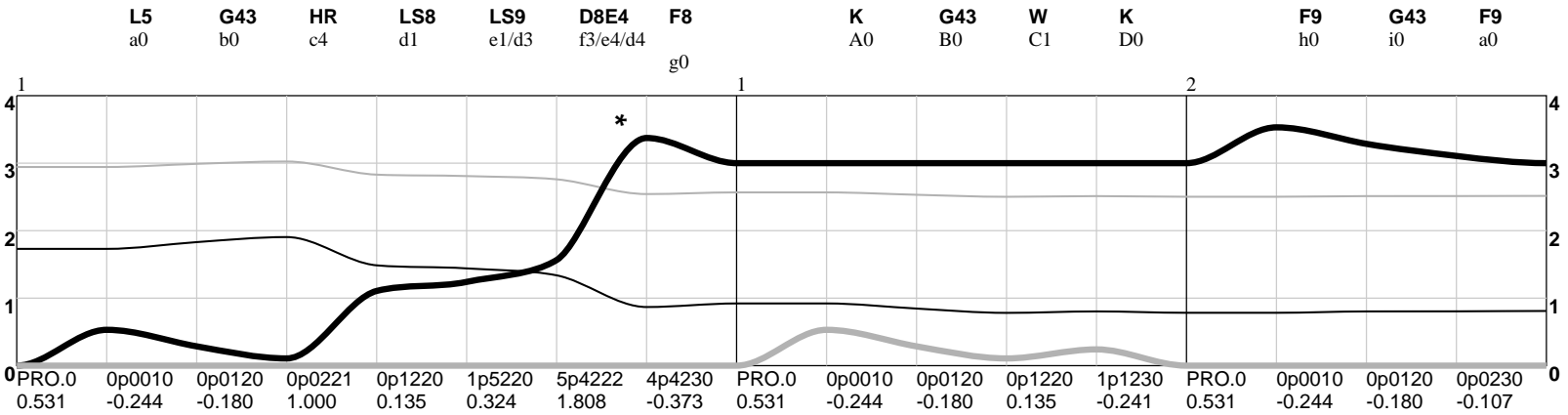
CLE vs CHN 2016 WS gm 5 10/30 (0) Sun



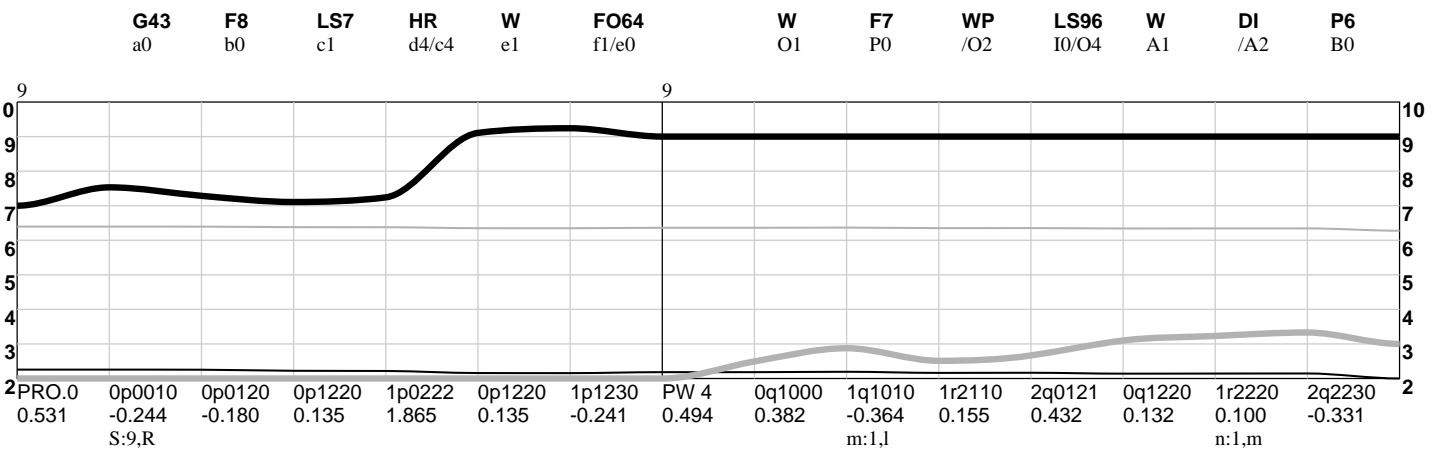
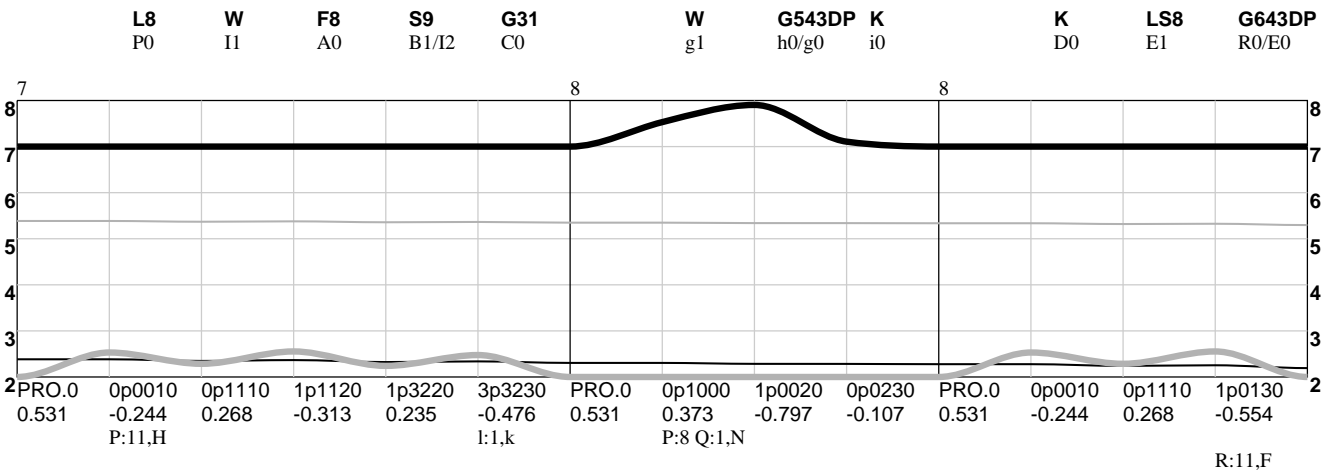
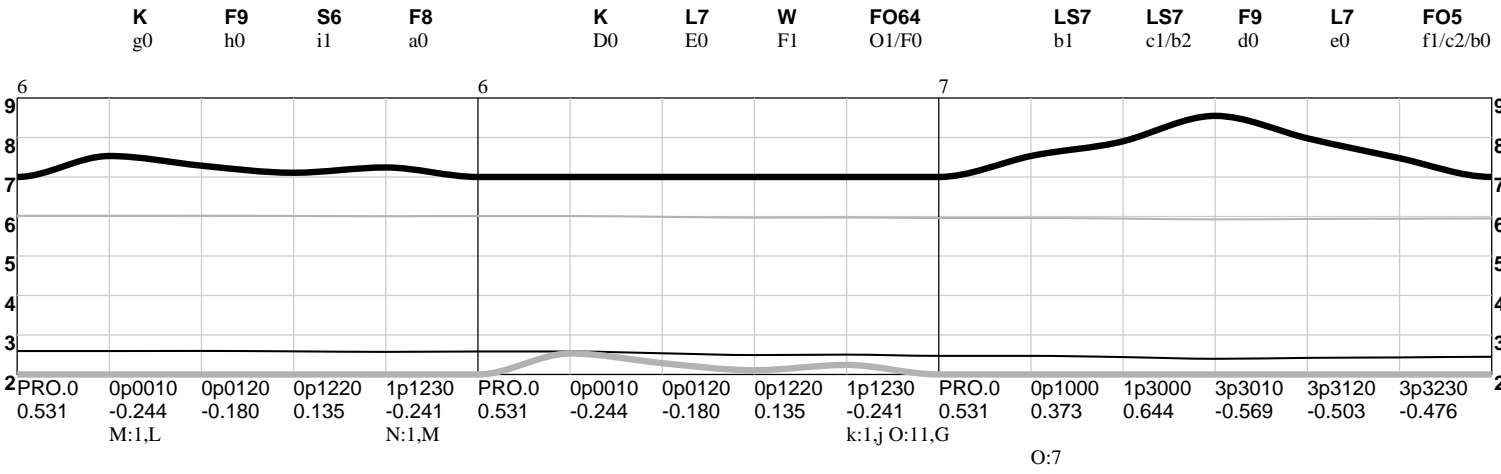
CLE vs CHN 2016 WS gm 5 10/30 (0) Sun



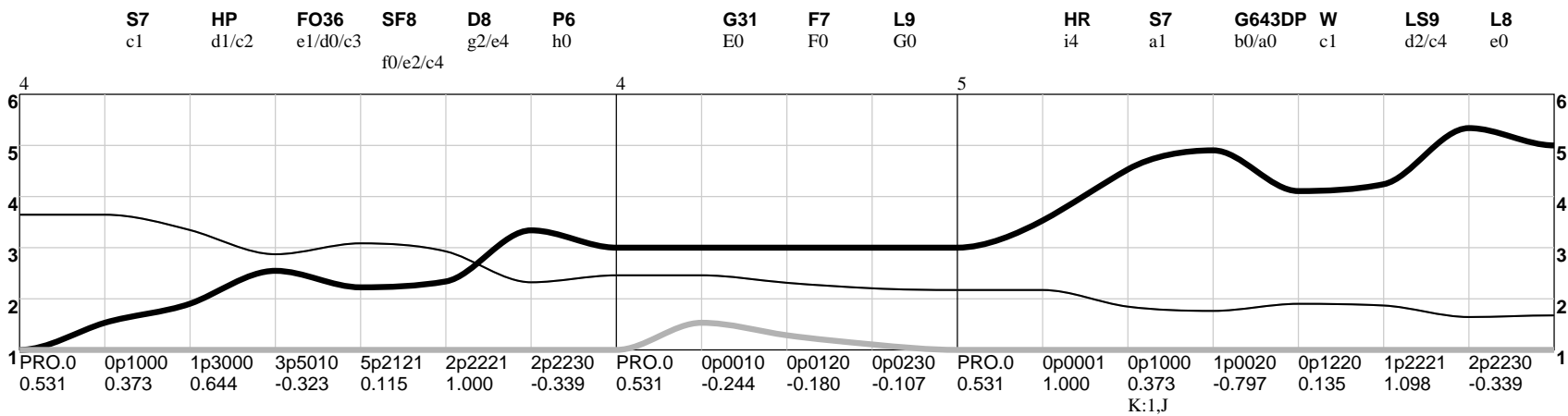
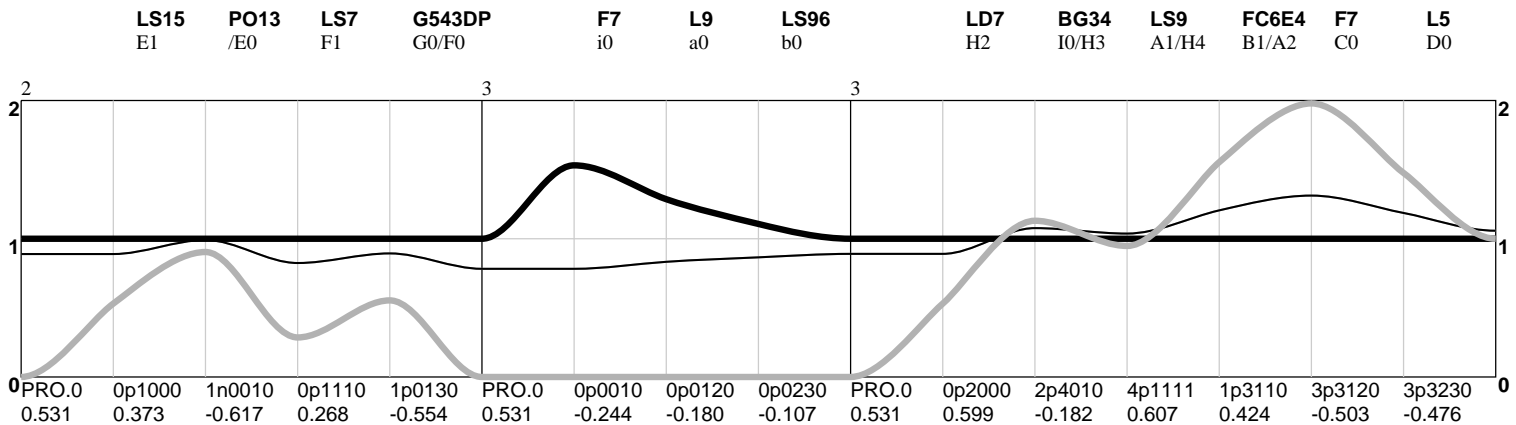
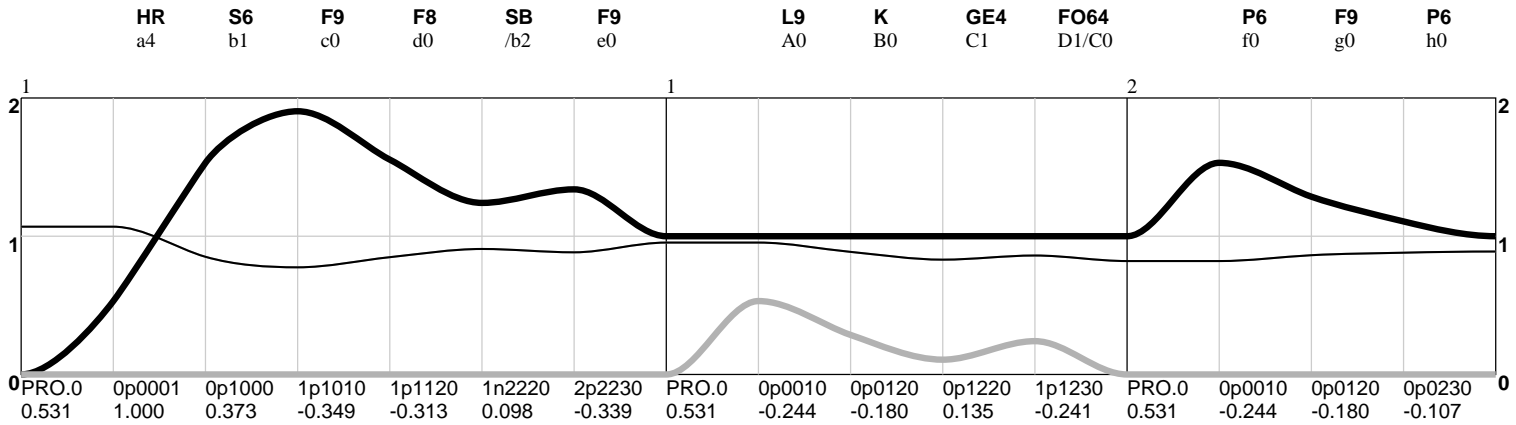
CHN vs CLE 2016 WS gm 6 11/01 (0) Tue



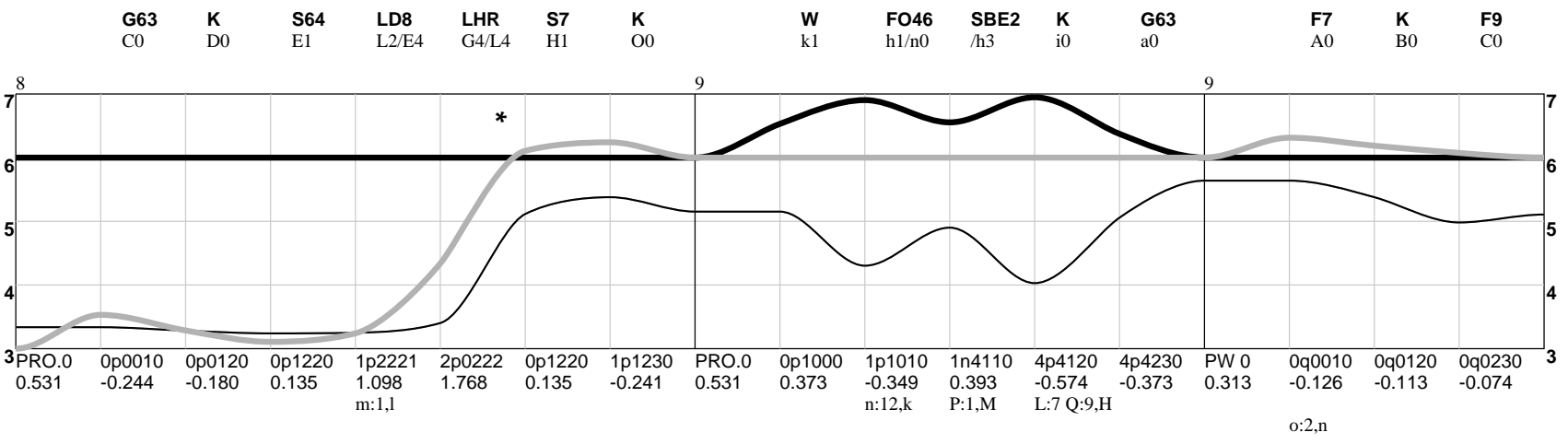
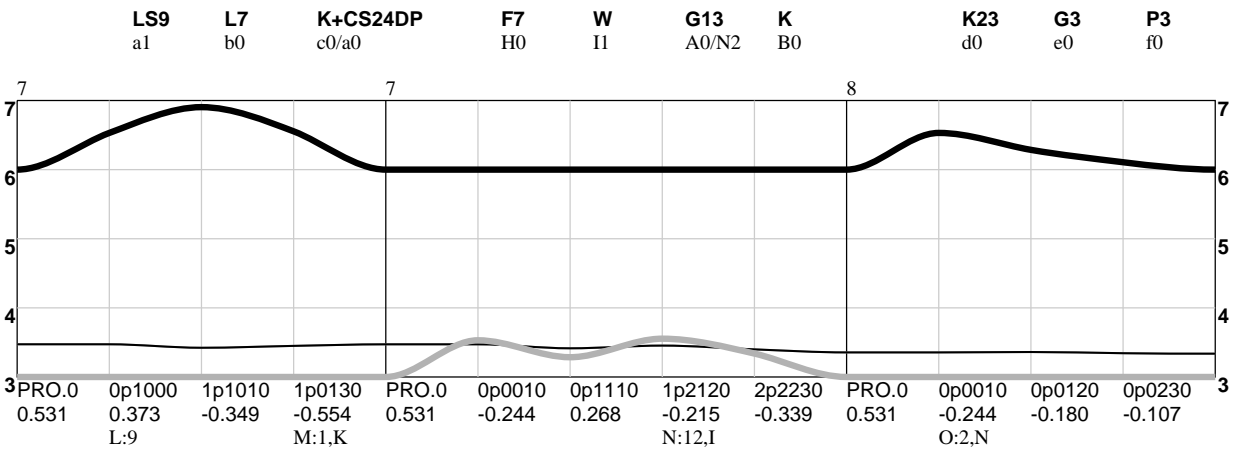
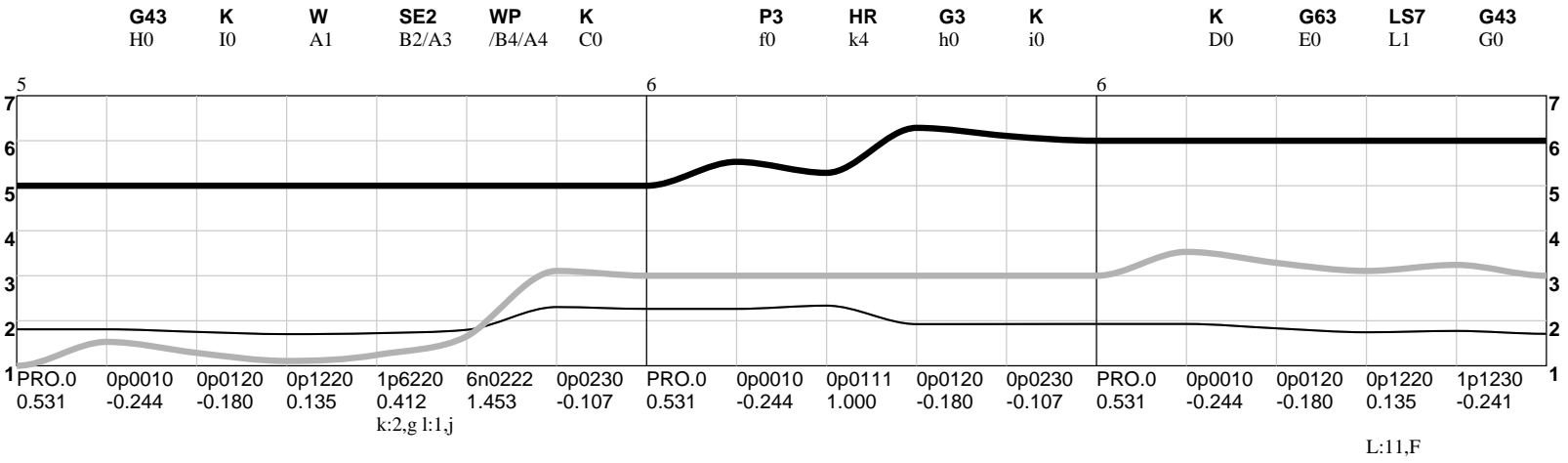
CHN vs CLE 2016 WS gm 6 11/01 (0) Tue



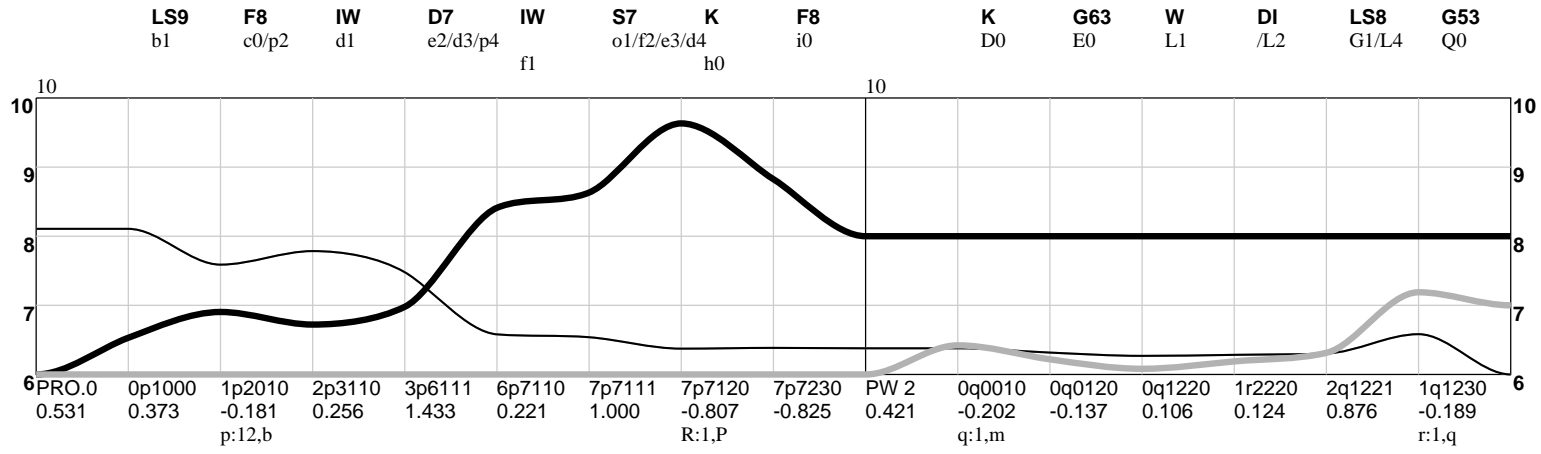
CHN vs CLE 2016 WS gm 7 11/02 (0) Wed



CHN vs CLE 2016 WS gm 7 11/02 (0) Wed



CHN vs CLE 2016 WS gm 7 11/02 (0) Wed



CHN vs CLE 2016 WS

CHN pa	o	br	R	ro	xo	nr	lb	Game 1 pa	o	br	r	ro	xo	nr	lb	CLE pa	o	br	R	ro	xo	nr	lb
36	27	9	0	27	0	9	9	74	51	24	6	50	1	23	17	38	24	15	6	23	1	14	8

br/pa	pa/3o	r/3o	nr/br	lb/nr	br/r	-.5	+.5	+1	T	X	!	-.5	+.5	+1	br/pa	pa/3o	r/3o	nr/br	lb/nr	br/r
0.25	4.00	0.00	1.00	1.00	#	4	3	0	217	5	2	1	5	4	0.39	4.75	0.75	0.93	0.57	2.50

CHN Hitting — gm 1

#	st	ACR	ACW	R	PA	O	BR	player
a	8	-1.113	-0.985	-0.223	4.	4		Dexter Fowler S
b	5	-0.354	-0.624	0.223	4.	3	1	Kris Bryant R
c	3	-0.820	-0.682	-0.223	4.	4		Anthony Rizzo L
d	7	+1.187	+0.774	1.532	4	1	3	Ben Zobrist S
e	10	-0.103	-0.077	0.193	4.	2	2	Kyle Schwarber L
f	4	-0.135	+0.294	0.412	4.	3	1	Javier Baez R
g	9	-1.241	-0.763	-0.232	2.	2		Chris Coghlan L
h	6	-1.718	-0.856	-0.921	4-	4		Addison Russell R
i	2	-0.942	-0.144	-0.361	3.	2	1	David Ross R
l	g:	-0.680	-1.787	-0.169	2.	1	1	Willson Contreras R
m	i:	+0.000						Albert Almora R
q	i:	-1.442	-0.956	-0.232	1.	1		Miguel Montero R

CLE Hitting — gm 1

#	st	ACR	ACW	R	PA	O	BR	player
A	8	-0.524	-0.402	0.164	5'	4	1	Rajai Davis R
B	4	-0.776	-0.332	-0.318	5	5		Jason Kipnis L
C	6	+0.154	+0.587	0.763	4'	2	3	Francisco Lindor S
D	3	-0.778	+0.036	-0.358	4	3	1	Mike Napoli R
E	10	+0.141	+0.771	0.537	4'	2	2	Carlos Santana S
F	5	+1.759	+1.902	2.009	4'	1	3	Jose Ramirez S
G	7	+0.267	+0.499	0.448	4'	2	2	Brandon Guyer R
H	9	-1.296	-0.789	-0.755	4	3	1	Lonnie Chisenhall L
I	2	+3.242	+0.745	3.510	4+	2	2	Roberto Perez R

CHN Pitching — gm 1

#	st	ACOR	ACW	R	PA	O	BR	player
j	1	+0.226	-0.360	3.232	26,-	17	10	Jon Lester L
k		-11.171	+0.125	-0.232	2,	2		Pedro Strop R
n		-6.882	-0.136	0	1,	1		Travis Wood L
o		-1.032	-0.122	0.412	6.,	3	3	Justin Grimm R
p		+32.219	-0.369	2.588	3.	1	2	Hector Rondon R

CLE Pitching — gm 1

#	st	ACOR	ACW	R	PA	O	BR	player
J	1	-4.896	+0.519	0.434	22,+	18	4	Corey Kluber R
K		-5.493	+0.251	-0.434	10'	6	4	Andrew Miller L
L		-5.083	+0.292	0	4'	3	1	Cody Allen R

CHN pa	o	br	R	ro	xo	nr	lb	Game 2 pa	o	br	r	ro	xo	nr	lb	CLE pa	o	br	R	ro	xo	nr	lb
45	27	19	5	26	1	18	13	81	54	28	6	53	1	27	21	36	27	9	1	27	0	9	8

br/pa	pa/3o	r/3o	nr/br	lb/nr	br/r	-.5	+.5	+1	T	X	!	-.5	+.5	+1	br/pa	pa/3o	r/3o	nr/br	lb/nr	br/r
0.42	5.00	0.56	0.95	0.72	3.80	5	6	4	244	8	3	0	1	0	0.25	4.00	0.11	1.00	0.89	9.00

CHN Hitting — gm 2

#	st	ACR	ACW	R	PA	O	BR	player
a	8	-0.767	-1.073	-0.273	5	4	1	Dexter Fowler S
b	5	-1.028	+0.039	-0.420	5	3	1	Kris Bryant R
c	3	+0.481	+2.476	0.984	5'	2	3	Anthony Rizzo L
d	7	+0.966	+0.786	1.546	5'	2	3	Ben Zobrist S
e	10	+1.345	+1.171	1.974	5+	2	3	Kyle Schwarber L
f	4	-0.986	-0.055	-0.823	5	4	1	Javier Baez R
g	2	+0.322	+0.019	1.016	5'	4	3	Willson Contreras R
h	9	-1.206	-1.541	-0.342	3	2	1	Jorge Soler R
i	6	+1.030	+0.058	1.564	5'	2	3	Addison Russell R
k	h;	-1.125	+0.029	-0.227	2	2		Jason Heyward L

CLE Hitting — gm 2

#	st	ACR	ACW	R	PA	O	BR	player
A	10	-1.218	-1.156	-0.440	4.	4		Carlos Santana S
B	4	+0.679	-0.679	1.259	4	3	1	Jason Kipnis L
C	6	-0.679	-0.375	-0.089	4.	3	1	Francisco Lindor S
D	3	+0.345	+0.288	0.646	4	1	3	Mike Napoli R
E	5	-0.877	-0.902	-0.628	4-	3	1	Jose Ramirez S
F	9	-1.034	-1.742	-0.188	2.	2		Lonnie Chisenhall L
G	7	-0.813	-0.645	0	4.	4		Coco Crisp S
H	8	-0.609	-0.160	0	2.	2		Tyler Naquin L
I	2	-0.580	-0.689	-0.109	4.	3	1	Roberto Perez R
P	F:	-1.019	-0.388	0	2.	2		Rajai Davis R
Q	H:	+0.988	+0.070	0.550	2	2		Brandon Guyer R

CHN Pitching — gm 2

#	st	ACOR	ACW	R	PA	O	BR	player
j	1	-3.384	+0.738	1.188	22,+	17	5	Jake Arrieta R
l		-4.518	+0.217	0	9,	6	3	Mike Montgomery L
m		-5.631	+0.420	-0.188	5'	4	1	Aroldis Chapman L

CLE Pitching — gm 2

#	st	ACOR	ACW	R	PA	O	BR	player
J	1	+0.250	-0.375	2.188	18,-	11	8	Trevor Bauer R
K		+11.252	-0.944	1.563	4.,	2	2	Zach McAllister R
L		+6.717	-0.310	1.249	6.	2	4	Bryan Shaw R
M		-4.066	-0.018	0	5	3	2	Danny Salazar R
N		+10.543	-0.249	1.465	4.,	1	3	Jeff Manship R
O		-16.567	+0.123	-1.465	5	5		Dan Otero R
R		-6.777	+0.024	0	3	3		Mike Clevinger R

CHN vs CLE 2016 WS

CHN pa	o	br	R	ro	xo	nr	lb	Game 3 pa	o	br	r	ro	xo	nr	lb	CLE pa	o	br	R	ro	xo	nr	lb
34	27	7	0	27	0	7	7	69	54	18	1	51	3	15	14	35	27	11	1	24	3	8	7
br/pa	pa/3o	r/3o	nr/br	lb/nr	br/r	-.5	+.5	+1	T	X	!	-.5	+.5	+1	br/pa	pa/3o	r/3o	nr/br	lb/nr	br/r			
0.21	3.78	0.00	1.00	1.00	#	0	0	0	213	19	8	3	2	0	0.31	3.89	0.11	0.73	0.88	11.00			

CHN Hitting — gm 3

#	st	ACR	ACW	R	PA	O	BR	player
A	8	-0.478	-1.856	0.172	4	3	1	Dexter Fowler S
B	5	-0.169	-0.223	0.331	4	4	1	Kris Bryant R
C	3	-0.335	-0.774	0.095	4.	3	1	Anthony Rizzo L
D	7	-0.387	-2.082	0.226	4	2	1	Ben Zobrist S
E	2	-0.780	-2.571	-0.215	4.	4		Willson Contreras R
F	9	+0.414	+2.251	0.621	3	1	2	Jorge Soler R
G	4	-1.413	-4.229	-1.015	4-	4		Javier Baez R
H	6	-1.175	-4.201	-0.205	3.	3		Addison Russell R
I	1	-0.683	-2.334	0	1.	1		Kyle Hendricks R
K	I.	-1.371	-6.073	-0.216	1.	1		Miguel Montero R
N	F;	+0.709	+1.092	0.205	1		1	Jason Heyward L
P	I.	-0.683	-2.058	0	1.	1		Kyle Schwarber L
R	C,	+0.000						Chris Coghlan L

CLE Hitting — gm 3

#	st	ACR	ACW	R	PA	O	BR	player
a	7	+0.170	+1.002	0.458	3'	1	2	Carlos Santana S
b	4	+0.477	+1.229	0.714	4'	3	2	Jason Kipnis L
c	6	-1.651	-3.167	-0.939	4	3	2	Francisco Lindor S
d	3	-1.202	-3.475	-0.516	4	4		Mike Napoli R
e	5	+0.549	+1.589	0.979	4+	4	2	Jose Ramirez S
f	9	-1.202	-2.846	-0.597	4	3		Lonnie Chisenhall L
g	2	-0.887	-1.301	-0.137	3	2	1	Roberto Perez R
h	8	-0.058	+0.237	0.421	3'	2	1	Tyler Naquin L
i	1	-0.762	-2.051	-0.082	2	2		Josh Tomlin R
k	i.	+0.785	+3.700	0.265	1'	1	1	Rajai Davis R
l	g;	+0.617	+0.289	0.306	1'	1		Michael Martinez S
m	a.	+0.202	+1.675	0.128	1'			Coco Crisp S
o	h-	-0.452	-1.361	0	1	1		Yan Gomes R
p	a.	+0.000						Brandon Guyer R

CHN Pitching — gm 3

#	st	ACOR	ACW	R	PA	O	BR	player
I	1	-1.777	+0.380	1.402	20,-	13	9	Kyle Hendricks R
J	I	-59.790	+22.437	-1.402	1		2	Justin Grimm R
L	I	+1.256	-1.054	1.119	7.,	5	2	Carl Edwards R
M	I	-8.743	+1.760	-0.119	2,	2		Mike Montgomery L
O	I	-5.109	+0.271	0	2		2	Pedro Strop R
Q	I	-6.356	+0.690	0	3		3	Aroldis Chapman L

CLE Pitching — gm 3

#	st	ACOR	ACW	R	PA	O	BR	player
i	1	-4.883	+1.440	0.216	17,+	14	3	Josh Tomlin R
j	a	-7.851	+3.828	-0.216	4'		4	Andrew Miller L
n	a	-4.214	+1.562	0.172	7,'	5	2	Bryan Shaw R
q	e	-3.852	+1.855	-0.172	6'	4	2	Cody Allen R

CHN pa	o	br	R	ro	xo	nr	lb	Game 4 pa	o	br	r	ro	xo	nr	lb	CLE pa	o	br	R	ro	xo	nr	lb
35	27	9	2	26	1	8	6	76	54	24	9	52	2	22	13	41	27	15	7	26	1	14	7
br/pa	pa/3o	r/3o	nr/br	lb/nr	br/r	-.5	+.5	+1	T	X	!	-.5	+.5	+1	br/pa	pa/3o	r/3o	nr/br	lb/nr	br/r			
0.26	3.89	0.22	0.89	0.75	4.50	1	4	1	196	11	5	1	7	3	0.37	4.56	0.78	0.93	0.50	2.14			

CHN Hitting — gm 4

#	st	ACR	ACW	R	PA	O	BR	player
A	8	+1.383	+1.309	1.852	4	2	2	Dexter Fowler S
B	5	-0.690	-1.169	-0.276	4.	3	1	Kris Bryant R
C	3	+1.728	+3.267	2.017	4	1	3	Anthony Rizzo L
D	7	-1.375	-1.856	-0.955	4-	4		Ben Zobrist S
E	2	-1.227	-1.852	-0.421	4.	4		Willson Contreras R
F	6	-0.491	-1.102	0.117	4.	3	1	Addison Russell R
G	9	-0.144	+0.677	0.310	4.	3	2	Jason Heyward L
H	4	-1.214	-1.587	-0.643	4.	4		Javier Baez R
I	1	-0.983	-1.543	0	1.	1		John Lackey R
J	I.	-0.983	-1.399	0	1.	1		Chris Coghlan L
N	I.	-0.452	-0.076	0	1.	1		Albert Almora R

CLE Hitting — gm 4

#	st	ACR	ACW	R	PA	O	BR	player
a	7-	-0.586	-1.338	0.028	5	3	1	Rajai Davis R
b	4	+2.025	+0.837	2.835	5+	2	3	Jason Kipnis L
c	6	+1.032	+0.848	1.584	5'	3	3	Francisco Lindor S
d	3	+1.552	+3.141	1.809	4'	2	3	Carlos Santana S
e	5	-1.516	-1.130	-1.135	5	4		Jose Ramirez S
f	9	-0.161	+0.669	0.427	4'	3	1	Lonnie Chisenhall L
g	2	-0.386	-0.338	0.163	4	3	1	Roberto Perez R
h	8	+0.061	+0.567	0.170	2'	1	1	Tyler Naquin L
i	1	+1.704	+5.198	1.067	2'	2	1	Corey Kluber R
j	h:	-1.314	-0.351	-0.404	2		2	Brandon Guyer R
k	i.	+3.440	+0.942	0.866	1'		1	Coco Crisp S
m	i-	-0.452	+0.042	0	1		1	Mike Napoli R
n	d.	-1.970	+0.089	-0.409	1		1	Michael Martinez S

CHN Pitching — gm 4

#	st	ACOR	ACW	R	PA	O	BR	player
I	1	+0.977	-0.805	3	20-	15	6	John Lackey R
K	I	+7.344	-0.760	1.404	5.,	2	3	Mike Montgomery L
L	I	+9.893	-0.263	0.944	3.,	1	2	Justin Grimm R
M	I	+9.728	-0.258	1.653	5.	3	2	Travis Wood L
O	I	-4.767	-0.023	0	8		6	Hector Rondon R

CLE Pitching — gm 4

#	st	ACOR	ACW	R	PA	O	BR	player
i	1	-3.171	+0.359	1	24+	18	7	Corey Kluber R
l	d	+0.023	+0.118	1	7'	6	1	Andrew Miller L
o	d	-4.728	+0.366	0	4'	3	1	Dan Otero R

CHN vs CLE 2016 WS

CHN							Game 5							CLE									
pa	o	br	R	ro	xo	nr	lb	pa	o	br	r	ro	xo	nr	lb	pa	o	br	R	ro	xo	nr	lb
35	24	11	3	24	0	11	8	68	51	18	5	50	1	17	12	33	27	7	2	26	1	6	4
br/pa	pa/3o	r/3o	nr/br	lb/nr	br/r	-5	+5	+1	T	X	!	-5	+5	+1	br/pa	pa/3o	r/3o	nr/br	lb/nr	br/r			
0.31	4.38	0.38	1.00	0.73	3.67	1	5	1	207	12	5	1	3	1	0.21	3.67	0.22	0.86	0.67	3.50			

CHN Hitting — gm 5

#	st	ACR	ACW	R	PA	O	BR	player
A	8	-0.157	-0.558	0.502	4'	3	1	Dexter Fowler S
B	5	+0.938	+3.010	1.250	4+	2	2	Kris Bryant R
C	3	+0.373	+1.265	0.637	4'	2	2	Anthony Rizzo L
D	7	+0.037	-0.242	0.418	4'	2	2	Ben Zobrist S
E	6	+0.273	+1.107	0.667	4'	2	2	Addison Russell R
F	9	-0.620	-1.342	-0.145	4	3	1	Jason Heyward L
G	4	-0.118	-0.151	0.317	4'	3	1	Javier Baez R
H	2	-0.714	-1.515	-0.024	2	2		David Ross R
I	1	-1.314	-1.992	-0.351	2	2		Jon Lester L
J	H.	-0.452	-0.007	0	1	1		Miguel Montero R
L	I.	-0.983	-0.821	0	1	1		Willson Contreras R
M	H	-1.603	-0.835	-0.271	1	1		Aroldis Chapman L

CLE Hitting — gm 5

#	st	ACR	ACW	R	PA	O	BR	player
a	8	+0.595	-0.128	1.058	4	2	2	Rajai Davis R
b	4	-1.195	-2.317	-0.571	4.	4		Jason Kipnis L
c	6	+0.037	-0.133	0.514	4	4	1	Francisco Lindor S
d	3	+0.056	-0.037	0.737	4	3	1	Mike Napoli R
e	7	-0.139	-1.077	0.421	4	3	1	Carlos Santana S
f	5	+0.428	+0.601	0.838	4	3	1	Jose Ramirez S
g	9	-0.835	-0.671	-0.322	3.	2	1	Brandon Guyer R
h	2	-1.510	-2.259	-0.674	3-	3		Roberto Perez R
i	1	-0.683	-1.608	0	1.	1		Trevor Bauer R
k	i.	-0.983	-0.920	0	1.	1		Coco Crisp S
n	i.	-0.983	-1.554	0	1.	1		Yan Gomes R

CHN Pitching — gm 5

#	st	ACOR	ACW	R	PA	O	BR	player
I	1	-1.801	+0.362	2	21	18	4	Jon Lester L
K	H	+3.641	-0.960	0.421	2,	1	1	Carl Edwards R
M	H	-6.449	+1.477	-0.421	10+	8	2	Aroldis Chapman L

CLE Pitching — gm 5

#	st	ACOR	ACW	R	PA	O	BR	player
i	1	+2.145	-0.474	3	18-	12	6	Trevor Bauer R
j	i	-3.814	+0.141	0	5	3	2	Mike Clevinger R
l	i	-6.980	+0.579	0	4,	4		Bryan Shaw R
m	h	-3.661	-0.028	0	8	5	3	Cody Allen R

CHN							Game 6							CLE									
pa	o	br	R	ro	xo	nr	lb	pa	o	br	r	ro	xo	nr	lb	pa	o	br	R	ro	xo	nr	lb
42	27	16	9	26	1	15	6	80	54	28	12	52	2	26	14	38	27	12	3	26	1	11	8
br/pa	pa/3o	r/3o	nr/br	lb/nr	br/r	-5	+5	+1	T	X	!	-5	+5	+1	br/pa	pa/3o	r/3o	nr/br	lb/nr	br/r			
0.38	4.67	1.00	0.94	0.40	1.78	3	6	4	209	7	3	2	3	1	0.32	4.22	0.33	0.92	0.73	4.00			

CHN Hitting — gm 6

#	st	ACR	ACW	R	PA	O	BR	player
a	8	-0.865	-0.496	-0.188	5	5		Dexter Fowler S
b	10	+0.237	-0.060	0.949	5'	4	2	Kyle Schwarber L
c	5	+1.726	+1.938	2.402	5'	1	4	Kris Bryant R
d	3	+1.232	+0.441	1.745	5'	2	3	Anthony Rizzo L
e	7	+0.193	+0.710	0.679	5'	3	3	Ben Zobrist S
f	6	+2.898	+2.619	3.712	5+	1	2	Addison Russell R
g	2	-0.452	-0.248	0.008	4	4	1	Willson Contreras R
h	9	-1.412	-0.061	-0.495	4	4		Jason Heyward L
i	4	-0.422	+0.027	0.188	4	3	1	Javier Baez R

CLE Hitting — gm 6

#	st	ACR	ACW	R	PA	O	BR	player
A	10	-0.520	-0.448	0.059	5.	4	1	Carlos Santana S
B	4	+1.125	-0.157	1.781	5	2	3	Jason Kipnis L
C	6	-0.910	-0.093	-0.573	4.	3	1	Francisco Lindor S
D	3	+0.202	-0.111	0.822	4.	3	1	Mike Napoli R
E	5	-0.499	-0.470	0.135	4.	4	1	Jose Ramirez S
F	9	+0.395	-0.168	0.547	3.	2	2	Lonnie Chisenhall L
G	7	+0.138	+0.115	0.207	2.	1	1	Coco Crisp S
H	8	-2.275	-0.432	-0.789	2-	2		Tyler Naquin L
I	2	+0.293	-0.106	0.950	4	3	1	Roberto Perez R
O	G:	+0.629	-0.088	0.466	2.	1		Brandon Guyer R
P	H:	-1.295	-0.247	-0.247	2.	2		Rajai Davis R
R	F:	-2.358	-0.490	-0.358	1.	1		Yan Gomes R
S	F:	+0.000						Michael Martinez S

CHN Pitching — gm 6

#	st	ACOR	ACW	R	PA	O	BR	player
j	1	-1.506	+0.236	2.188	24,+	17	7	Jake Arrieta R
k		-2.270	+0.127	0.235	5,	3	2	Mike Montgomery L
l		-4.786	+0.180	0.077	5,	4	2	Aroldis Chapman L
m		+4.535	+0.098	0.683	3,	2	1	Pedro Strop R
n		-8.853	+0.784	-0.182	1'	1		Travis Wood L

CLE Pitching — gm 6

#	st	ACOR	ACW	R	PA	O	BR	player
J	1	+8.314	-1.481	4.436	14,-	7	7	Josh Tomlin R
K		+30.225	-1.020	2.564	3.	2	1	Dan Otero R
L		-5.809	-0.011	0	7	6	1	Danny Salazar R
M		-3.696	-0.056	0.188	3,	2	1	Jeff Manship R
N		-4.929	-0.015	-0.188	6	4	2	Zach McAllister R
Q		+3.992	-0.073	2	9.	6	4	Mike Clevinger R

CHN vs CLE 2016 WS

CHN pa o br R ro xo nr lb							Game 7 pa o br r ro xo nr lb							CLE pa o br R ro xo nr lb									
45	30	17	8	28	2	15	7	89	60	33	15	56	4	29	14	44	30	16	7	28	2	14	7
br/pa	pa/3o	r/3o	nr/br	lb/nr	br/r	-5	+5	+1	T	X	!	-5	+5	+1	br/pa	pa/3o	r/3o	nr/br	lb/nr	br/r			
0.38	4.50	0.80	0.88	0.47	2.12	5	8	7	268	26	9	3	6	3	0.36	4.40	0.70	0.88	0.50	2.29			

CHN Hitting — gm 7

#	st	ACR	ACW	R	PA	O	BR	player
a	8	+1.014	-1.171	1.764	5	4	3	Dexter Fowler S
b	10	-0.349	+2.096	0.284	5	3	2	Kyle Schwarber L
c	5	-0.491	-0.220	0.030	5	3	2	Kris Bryant R
d	3	+1.226	+2.527	2.017	5+	3	3	Anthony Rizzo L
e	7	+0.214	+1.450	0.691	5	3	1	Ben Zobrist S
f	6	-0.221	+0.126	0.552	5	4	1	Addison Russell R
g	2	+1.745	+3.558	1.053	2	1	1	Willson Contreras R
h	9	-1.182	-2.595	-0.980	5	4		Jason Heyward L
i	4	-0.639	-3.334	-0.031	5	4	1	Javier Baez R
k	g	+2.920	+10.004	1.585	2		2	David Ross R
n	g	+0.000					1	Chris Coghlan L
o	g	+4.255	+2.011	1.036	1		1	Miguel Montero R
p	b	+0.000						Albert Almora R

CHN Pitching — gm 7

#	st	ACOR	ACW	R	PA	O	BR	player	
j	1	-2.848	+0.328	1.170	19,	+	14	7	Kyle Hendricks R
l		+1.200	-0.033	1.986	13,		9	4	Jon Lester L
m		+13.378	-2.365	2.844	7		4	3	Aroldis Chapman L
q		+7.345	-0.626	1.161	4,		2	2	Carl Edwards R
r		-7.221	+6.757	-0.161	1		1		Mike Montgomery L

CHN Hitting — RS

ACR	ACW	PA	BR	/pa	w	l	player
+0.285	+0.218	699>	273	0.39	15	7	Kris Bryant R
+0.279	+0.431	676	260	0.38	17	4	Anthony Rizzo L
+0.278	+0.560	128	50	0.39	2		Chris Coghlan L
+0.182	+0.410	551	219	0.40	12	4	Dexter Fowler S
+0.141	+0.165	631	247	0.39	13	9	Ben Zobrist S
+0.082	+0.236	598	195	0.33	10	10	Addison Russell R
+0.058	+0.038	205	69	0.34	5		David Ross R
+0.035	+0.291	283	101	0.36	2	3	Willson Contreras R
+0.008	-0.141	450	142	0.32	6	4	Javier Baez R
-0.009	+0.172	264	91	0.34	5	2	Jorge Soler R
-0.030	+0.101	284	95	0.33	4	2	Miguel Montero R
-0.062	-0.118	117	36	0.31	2	1	Albert Almora R
-0.110	-0.382	592	186	0.31	4	5	Jason Heyward L
-0.558	-0.366	75	13	0.17			Jon Lester L
-0.628	+0.427	5	1	0.20			Kyle Schwarber L
-0.688	-1.101	68	10	0.15			Kyle Hendricks R
-0.948	-1.740	69	8	0.12		2	John Lackey R

CLE Hitting — gm 7

#	st	ACR	ACW	R	PA	O	BR	player
A	10	+0.751	-0.481	1.438	5	3	2	Carlos Santana S
B	4	+0.793	-1.054	1.426	5	3	2	Jason Kipnis L
C	6	-0.675	-0.858	-0.326	5.	5	1	Francisco Lindor S
D	3	-1.144	-1.964	-0.557	5-		4	Mike Napoli R
E	5	-0.571	+0.242	0.156	5.	4	2	Jose Ramirez S
F	9	+0.187	+0.694	0.358	2.	2	1	Lonnie Chisenhall L
G	8	+1.482	+5.260	2.147	5	3	2	Rajai Davis R
H	7	+0.260	+3.300	0.877	4	2	2	Coco Crisp S
I	2	-0.134	-0.579	0.298	3.	2	1	Roberto Perez R
L	F:	+2.075	+0.735	1.565	3		3	Brandon Guyer R
N	I,	+0.000						Tyler Naquin L
O	I-	-1.027	-5.599	-0.220	1.		1	Yan Gomes R
Q	H-	-0.802	-6.757	-0.161	1.		1	Michael Martinez S

CLE Pitching — gm 7

#	st	ACOR	ACW	R	PA	O	BR	player	
J	1	+3.992	-1.086	4.081	18,-		12	6	Corey Kluber R
K		+3.347	-0.454	2.186	11,		7	5	Andrew Miller L
M		-6.777	-0.904	0	6,		6	1	Cody Allen R
P		+12.192	-1.204	3.222	8,		3	5	Bryan Shaw R
R		-31.252	+0.031	-1.489	2		2		Trevor Bauer R

CLE Hitting — RS

ACR	ACW	PA	BR	/pa	w	l	player
+0.333	+0.749	96	42	0.44	3	1	Brandon Guyer R
+0.173	+0.415	688>	256	0.37	13	9	Carlos Santana S
+0.144	+0.665	618	226	0.37	9	3	Jose Ramirez S
+0.109	+0.326	688	242	0.35	14	7	Jason Kipnis L
+0.107	+0.499	365	135	0.37	7	1	Tyler Naquin L
+0.098	-0.630	64	22	0.34		1	Coco Crisp S
+0.082	+0.065	418	136	0.33	7	5	Lonnie Chisenhall L
+0.074	-0.052	645	211	0.33	15	8	Mike Napoli R
+0.041	+1.960	6	2	0.33			Josh Tomlin R
+0.026	+0.053	684	252	0.37	10	9	Francisco Lindor S
-0.035	-0.052	495	154	0.31	7	7	Rajai Davis R
-0.192	-0.369	184	52	0.28	1	1	Roberto Perez R
-0.297	-0.497	264	55	0.21	1	5	Yan Gomes R
-0.387	-0.826	99	26	0.26		1	Michael Martinez S
-0.786	-1.028	6	1	0.17			Corey Kluber R
-0.955	-1.831	6	0	0.00			Trevor Bauer R

CHN vs CLE 2016 WS

CHN RS hitting vs L R

player	LACR	Lpa	RACR	Rpa
Kyle Schwarber L	+0.000		-0.628	5
David Ross R	+0.233	69	-0.045	136
Javier Baez R	+0.177	136	-0.094	314
Jon Lester L	-0.390	18	-0.613	57
Kris Bryant R	+0.393	186	+0.242	513
Addison Russell R	+0.117	162	+0.032	436
Jorge Soler R	+0.006	84	-0.034	180
Albert Almora R	-0.057	43	-0.096	74
Jason Heyward L	-0.163	161	-0.107	431
Ben Zobrist S	+0.057	170	+0.144	461
Chris Coghlan L	+0.166	12	+0.261	116
Dexter Fowler S	+0.082	144	+0.194	407
Anthony Rizzo L	+0.200	205	+0.313	471
John Lackey R	-1.127	20	-0.879	49
Willson Contreras R	-0.211	79	+0.094	204
Kyle Hendricks R	-0.939	18	-0.598	50
Miguel Montero R	-0.410	40	+0.001	244

CLE RS hitting vs L R

player	LACR	Lpa	RACR	Rpa
Trevor Bauer R	+0.000		-0.955	6
Coco Crisp S	+0.465	19	-0.158	45
Yan Gomes R	-0.034	74	-0.421	190
Corey Kluber R	-0.538	2	-0.910	4
Mike Napoli R	+0.138	194	+0.006	451
Tyler Naquin L	+0.208	40	+0.100	325
Jason Kipnis L	+0.157	230	+0.051	458
Roberto Perez R	-0.141	53	-0.240	131
Rajai Davis R	-0.082	196	-0.083	299
Jose Ramirez S	+0.079	182	+0.136	436
Michael Martinez S	-0.504	36	-0.386	63
Francisco Lindor S	-0.095	221	+0.059	463
Carlos Santana S	-0.054	196	+0.238	492
Lonnie Chisenhall L	-0.234	52	+0.093	366
Brandon Guyer R	+0.233	69	+0.572	27
Josh Tomlin R	-0.723	2	+0.423	4

CHN 2016 ERD probabilities

player	%	-.5	-.2	0	+0	+2	+5	+1	si
Kris Bryant R	5	36	58	41	33	15	8	31	
Dexter Fowler S	3	42	59	41	34	11	5	21	
Anthony Rizzo L	5	40	60	40	32	16	10	36	
Ben Zobrist S	7	42	59	40	34	14	6	26	
Jorge Soler R	9	40	64	36	30	12	6	25	
Willson Contreras R	7	44	60	39	31	12	6	25	
Miguel Montero R	7	43	65	34	29	13	6	25	
Addison Russell R	7	45	65	35	29	14	8	30	
Jason Heyward L	7	42	66	34	26	10	4	18	
David Ross R	5	43	63	37	27	12	8	28	
Javier Baez R	6	45	64	35	29	13	5	23	

CLE 2016 ERD probabilities

player	%	-.5	-.2	0	+0	+2	+5	+1	si
Jason Kipnis L	8	36	62	38	32	15	8	30	
Jose Ramirez S	6	39	60	39	33	14	6	25	
Francisco Lindor S	9	36	59	40	29	11	5	21	
Tyler Naquin L	7	38	61	38	29	12	6	24	
Carlos Santana S	7	44	61	39	32	15	8	30	
Lonnie Chisenhall L	6	42	65	35	29	12	6	23	
Rajai Davis R	7	43	62	37	27	10	5	20	
Mike Napoli R	9	46	64	36	29	14	8	30	
Roberto Perez R	5	45	70	30	28	13	5	23	
Yan Gomes R	9	49	78	22	19	11	8	26	

CHN 2016 Baserunning

player	BCR	PA
Mike Montgomery L	+2.118	10
Albert Almora R	+0.280	67
Chris Coghlan L	+0.218	105
Miguel Montero R	+0.185	162
Jorge Soler R	+0.151	167
Ben Zobrist S	+0.079	531
Kris Bryant R	+0.023	549
Kyle Schwarber L	-0.007	26
Dexter Fowler S	-0.010	463
Jake Arrieta R	-0.021	38
Addison Russell R	-0.051	437
Anthony Rizzo L	-0.054	482
Jason Heyward L	-0.110	431
Jon Lester L	-0.203	31
Willson Contreras R	-0.288	219
David Ross R	-0.291	109
Javier Baez R	-0.326	304
John Lackey R	-0.917	15
Kyle Hendricks R	-0.946	40
Travis Wood L	-1.367	11
Carl Edwards R	-3.233	2

CLE 2016 Baserunning

player	BCR	PA
Danny Salazar R	+4.065	2
Corey Kluber R	+0.900	2
Josh Tomlin R	+0.564	3
Rajai Davis R	+0.228	297
Michael Martinez S	+0.227	81
Coco Crisp S	+0.217	59
Francisco Lindor S	+0.168	458
Mike Napoli R	+0.145	359
Brandon Guyer R	+0.103	95
Jose Ramirez S	+0.093	452
Tyler Naquin L	-0.147	249
Jason Kipnis L	-0.189	485
Yan Gomes R	-0.292	103
Lonnie Chisenhall L	-0.306	266
Carlos Santana S	-0.436	495
Roberto Perez R	-0.481	121

CHN 2016 Catching

player	FCOR	PA
David Ross R	-0.379	1950
Miguel Montero R	+0.013	2333
Willson Contreras R	+0.678	2015

CLE 2016 Catching

player	FCOR	PA
Roberto Perez R	-0.039	2383
Yan Gomes R	+0.056	2448

CHN vs CLE 2016 WS

CHN 2016 Infielding

player	FCOR	PA
Ben Zobrist S	-0.044	3983
Kris Bryant R	-0.016	4305
Addison Russell R	+0.017	5739
Anthony Rizzo L	+0.044	6044
Javier Baez R	+0.405	4600
Chris Coghlan L	+0.802	122
Willson Contreras R	+1.182	75

CHN 2016 Outfielding

player	FCOR	PA
Pedro Strop R	-5.206	4
Travis Wood L	-4.195	18
Jorge Soler R	-0.221	1754
Dexter Fowler S	-0.181	4741
Chris Coghlan L	+0.022	870
Javier Baez R	+0.066	10
Jason Heyward L	+0.173	5327
Kris Bryant R	+0.359	1861
Ben Zobrist S	+0.561	1771
Willson Contreras R	+0.871	766
Albert Almora R	+0.981	1066
Kyle Schwarber L	+1.297	29

CHN Pitching — RS

ACOR	ACW	PA	O	pa/3	w	l	cg	player
-2.721	-0.100	102	80	3.83	1	1		Aroldis Chapman L
-2.244	+0.376	745>	570	3.92	18	8	2	Kyle Hendricks R
-2.072	-0.135	138	108	3.83	1			Carl Edwards R
-2.050	+0.361	796	608	3.93	22	5	2	Jon Lester L
-1.356	+0.104	795	592	4.03	18	8	1	Jake Arrieta R
-1.265	-0.182	187	142	3.95	3	4		Pedro Strop R
-1.176	+0.322	252	183	4.13	2	1		Travis Wood L
-1.118	-0.051	748	565	3.97	13	10		John Lackey R
-0.801	+0.331	225	158	4.27	1	1		Justin Grimm R
-0.715	-0.379	200	153	3.92	2	4		Hector Rondon R
-0.525	-0.072	164	115	4.28	1	2		Mike Montgomery L

CHN 2016 ERD probabilities

player	%	-.5	-.2	-0	+0	+2	+5	+1	si
Aroldis Chapman L	8	39	65	35	17	6	4	14	
Carl Edwards R	6	40	69	31	22	8	4	16	
Kyle Hendricks R	5	44	71	29	22	7	4	14	
Jon Lester L	5	41	70	30	22	8	4	16	
Mike Montgomery L	5	40	62	38	25	8	4	17	
Travis Wood L	5	46	69	31	23	8	6	20	
Jake Arrieta R	5	43	68	32	24	8	4	15	
Justin Grimm R	8	44	64	36	26	12	5	22	
Pedro Strop R	6	42	69	31	22	10	5	19	
John Lackey R	5	40	69	31	25	9	5	19	
Hector Rondon R	3	40	69	31	25	11	6	24	

CLE 2016 Infielding

player	FCOR	PA
Michael Martinez S	-0.595	578
Lonnie Chisenhall L	-0.424	37
Mike Napoli R	-0.041	4087
Jose Ramirez S	-0.032	4439
Francisco Lindor S	+0.028	6236
Jason Kipnis L	+0.139	6023
Carlos Santana S	+0.171	2374

CLE 2016 Outfielding

player	FCOR	PA
Carlos Santana S	-2.671	52
Michael Martinez S	-1.047	496
Coco Crisp S	-0.368	737
Rajai Davis R	-0.032	4432
Tyler Naquin L	+0.011	3708
Lonnie Chisenhall L	+0.018	4213
Jose Ramirez S	+0.030	1545
Brandon Guyer R	+0.055	1111

CLE Pitching — RS

ACOR	ACW	PA	O	pa/3	w	l	cg	player
-3.568	+0.426	269	212	3.81	3			Dan Otero R
-3.562	+0.433	103	87	3.55	1			Andrew Miller L
-1.577	+0.309	264	204	3.88	1			Cody Allen R
-1.374	+0.102	860>	645	4.00	19	10	3	Corey Kluber R
-1.222	-0.167	275	200	4.12	2	3		Bryan Shaw R
-0.960	+0.190	233	157	4.45	3	2		Zach McAllister R
-0.866	-0.031	584	412	4.25	13	8		Danny Salazar R
-0.006	-0.055	811	570	4.27	16	12	1	Trevor Bauer R
+0.019	-0.353	189	130	4.36	1			Jeff Manship R
+0.271	-0.129	725	522	4.17	15	9		Josh Tomlin R
+0.303	+0.074	233	159	4.40	6	5		Mike Clevinger R

CLE 2016 ERD probabilities

player	%	-.5	-.2	-0	+0	+2	+5	+1	si
Dan Otero R	13	49	73	27	23	8	3	14	
Cody Allen R	4	39	69	31	18	5	3	12	
Andrew Miller L	6	46	80	20	17	8	4	17	
Bryan Shaw R	7	41	66	34	27	10	4	19	
Corey Kluber R	6	43	71	29	23	9	4	18	
Danny Salazar R	6	45	66	34	28	10	5	20	
Zach McAllister R	8	42	64	36	27	12	6	24	
Jeff Manship R	8	43	65	35	28	12	7	27	
Trevor Bauer R	6	41	66	34	28	12	6	23	
Mike Clevinger R	7	43	64	36	29	13	6	24	
Josh Tomlin R	3	40	70	30	25	11	7	25	

CHN vs CLE 2016 WS

CHN Hitting — PS

ACR	ACW	PA	BR	/pa	w	l	player
+0.520	-1.275	12	2	0.17	1	0	Miguel Montero R
+0.353	+0.354	75>	29	0.39	3	1	Anthony Rizzo L
+0.253	+0.683	20	9	0.45	1	0	Kyle Schwarber L
+0.247	+0.536	75	31	0.41	1	0	Kris Bryant R
+0.188	+1.380	43	16	0.37	1	0	Willson Contreras R
+0.079	-0.288	6	1	0.17			Kyle Hendricks R
+0.000	+0.225	71	21	0.30	3	1	Javier Baez R
-0.018	-0.549	68	18	0.26	1	2	Addison Russell R
-0.036	+0.312	72	23	0.32	0	1	Ben Zobrist S
-0.054	-0.638	75	20	0.27			Dexter Fowler S
-0.246	-0.204	20	6	0.30			David Ross R
-0.456	-0.559	16	5	0.31			Jorge Soler R
-0.641	-1.058	50	8	0.16	0	1	Jason Heyward L
-0.690	-0.448	8	1	0.12			Chris Coghlan L
-0.771	-1.607	9	2	0.22			Jon Lester L
-0.869	-0.921	11	0	0.00			Albert Almora R
-0.877	-1.641	4	0	0.00			John Lackey R
-1.603	-0.835	1	0	0.00			Aroldis Chapman L

CLE Hitting — PS

ACR	ACW	PA	BR	/pa	w	l	player
+1.704	+5.198	2	1	0.50			Corey Kluber R
+0.398	+0.293	24>	12	0.50	1	0	Brandon Guyer R
+0.111	+0.508	32	9	0.28	1	0	Coco Crisp S
+0.109	-0.355	64	18	0.28	2	0	Jason Kipnis L
+0.031	-0.208	52	15	0.29	1	1	Roberto Perez R
-0.096	+0.117	62	23	0.37	2	0	Francisco Lindor S
-0.109	+0.111	61	19	0.31	1	1	Carlos Santana S
-0.216	+0.120	59	18	0.31	1	1	Jose Ramirez S
-0.286	+0.138	25	5	0.20	0	1	Tyler Naquin L
-0.288	-0.167	56	13	0.23	1	1	Mike Napoli R
-0.289	+0.278	37	7	0.19			Rajai Davis R
-0.350	-0.081	47	12	0.26			Lonnie Chisenhall L
-0.683	-1.608	1	0	0.00			Trevor Bauer R
-0.762	-2.051	2	0	0.00			Josh Tomlin R
-0.818	-1.844	4	0	0.00			Michael Martinez S
-1.205	-2.251	4	0	0.00			Yan Gomes R

CHN Pitching — PS

ACOR	ACW	PA	O	pa/3	w	l	cg	player
-3.943	+0.295	20	13	4.62				Justin Grimm R
-2.541	+0.346	100	76	3.95	3	2	0	Kyle Hendricks R
-2.430	+0.538	136>	107	3.81	3	1	0	Jon Lester L
-1.447	-0.150	26	19	4.11				Carl Edwards R
-0.819	+0.375	92	67	4.12	2	1	0	Jake Arrieta R
-0.441	+0.522	63	43	4.40				Mike Montgomery L
-0.092	+0.266	62	47	3.96	1	1	0	Aroldis Chapman L
+0.096	-0.887	27	19	4.26				Travis Wood L
+0.461	+0.125	22	17	3.88				Pedro Strop R
+0.487	-0.412	58	39	4.46	2	1	0	John Lackey R
+1.703	-1.156	25	18	4.17				Hector Rondon R

CLE Pitching — PS

ACOR	ACW	PA	O	pa/3	w	l	cg	player
-5.083	-0.014	12	9	4.00				Danny Salazar R
-4.320	+0.736	55	41	4.02	1	0	0	Cody Allen R
-3.620	+0.518	73	58	3.78	1	0	0	Andrew Miller L
-3.565	-0.098	25	20	3.75				Dan Otero R
-2.679	+0.307	138>	103	4.02	4	1	0	Corey Kluber R
-1.329	+0.413	72	53	4.08	3	1	0	Josh Tomlin R
-0.423	-0.034	24	17	4.24				Mike Clevinger R
-0.077	-0.383	61	41	4.46	0	2	0	Trevor Bauer R
+0.177	+0.675	12	7	5.14				Jeff Manship R
+2.131	+0.086	51	31	4.94	0	1	0	Bryan Shaw R
+2.415	-1.062	14	9	4.67				Zach McAllister R

CHN Hitting — LDS

ACR	ACW	PA	BR	/pa	w	l	player
+4.300	+2.081	1	1	1.00			Kyle Hendricks R
+1.315	+9.058	7	5	0.71	1		Willson Contreras R
+0.607	+1.271	17^	8	0.47			Kris Bryant R
+0.546	+2.720	17	8	0.47	2		Javier Baez R
-0.073	+1.988	16	3	0.19			Ben Zobrist S
-0.276	-0.871	17	4	0.24			Dexter Fowler S
-0.471	-1.776	12	1	0.08			Jason Heyward L
-0.487	-2.879	7	1	0.14			David Ross R
-0.548	-3.013	3	0	0.00			Albert Almora R
-0.592	-1.674	16	2	0.12			Addison Russell L
-0.659	-1.277	17	3	0.18		1	Anthony Rizzo L
-0.707	-1.888	5	1	0.20			Jorge Soler R
-0.718	-2.002	2	0	0.00			Jon Lester L
-0.816	-2.342	2	0	0.00			Chris Coghlan L
-0.949	-2.518	1	0	0.00			John Lackey R
-1.393	-2.997	4	0	0.00			Miguel Montero R

CLE Hitting — LDS

ACR	ACW	PA	BR	/pa	w	l	player
+1.857	+1.910	4	3	0.75	1		Brandon Guyer R
+0.714	+1.038	11^	5	0.45			Roberto Perez R
+0.561	+1.240	4	1	0.25			Tyler Naquin L
+0.532	+0.087	12	5	0.42	1		Jason Kipnis L
+0.369	+1.323	12	7	0.58			Jose Ramirez S
+0.163	+0.318	7	1	0.14	1		Coco Crisp S
+0.080	+1.083	12	3	0.25			Lonnie Chisenhall L
-0.304	+0.457	12	3	0.25			Francisco Lindor S
-0.419	+0.214	12	3	0.25			Carlos Santana S
-0.661	-1.095	12	2	0.17			Mike Napoli R
-0.980	-0.264	7	0	0.00			Rajai Davis R
-1.117	-0.999	1	0	0.00			Michael Martinez S

CHN vs CLE 2016 WS

CHN Pitching — LDS

ACOR	ACW	PA	O	pa/3	w	l	cg	player
-7.094	+7.056	2	2	3.00				Pedro Strop R
-5.650	+1.701	27^	24	3.38	1			Jon Lester L
-5.250	-0.169	7	6	3.50				Carl Edwards R
-2.709	-4.982	6	5	3.60				Hector Rondon R
-1.897	-2.993	5	3	5.00				Justin Grimm R
-1.893	+1.067	21	16	3.94				Mike Montgomery L
-1.180	+0.686	25	18	4.17				Jake Arrieta R
-0.847	-1.826	13	10	3.90				Travis Wood L
+0.597	+0.322	15	11	4.09	1			Kyle Hendricks R
+2.208	-1.197	20	12	5.00	1			John Lackey R
+3.829	+0.281	14	10	4.20		1		Aroldis Chapman L

CHN Hitting — LCS

ACR	ACW	PA	BR	/pa	w	l	player
+2.705	+0.427	4	1	0.25	1		Miguel Montero R
+0.711	+0.323	27^	11	0.41	2		Anthony Rizzo L
+0.501	+0.387	24	8	0.33	1		Javier Baez R
+0.427	+0.844	14	5	0.36			Willson Contreras R
+0.307	+0.216	27	11	0.41			Kris Bryant R
+0.192	-0.408	27	8	0.30			Dexter Fowler S
+0.044	-0.388	22	7	0.32		1	Addison Russell R
-0.141	+1.342	3	1	0.33			Chris Coghlan L
-0.245	-0.417	25	7	0.28			Ben Zobrist S
-0.278	-0.326	5	1	0.20			Jorge Soler R
-0.516	-0.080	6	2	0.33			David Ross R
-0.568	-0.936	18	3	0.17		1	Jason Heyward L
-0.576	-1.295	5	2	0.40			Jon Lester L
-0.786	-0.369	4	0	0.00			Kyle Hendricks R
-0.788	-1.251	2	0	0.00			John Lackey R
-1.067	-0.146	7	0	0.00			Albert Almora R

CHN Pitching — LCS

ACOR	ACW	PA	O	pa/3	w	l	cg	player
-7.721	+1.512	6	5	3.60				Carl Edwards R
-6.614	-0.012	5	4	3.75				Justin Grimm R
-3.769	+0.347	46^	38	3.63	1	1		Kyle Hendricks R
-3.298	+0.601	49	39	3.77	2			Jon Lester L
-2.759	+0.060	7	4	5.25				Travis Wood L
-1.969	+0.897	18	12	4.50	1			John Lackey R
-0.961	+0.515	18	14	3.86				Aroldis Chapman L
+0.039	+0.285	8	6	4.00				Hector Rondon R
+2.599	+0.070	20	13	4.62				Mike Montgomery L
+3.084	-0.215	21	15	4.20		1		Jake Arrieta R
+3.330	-0.958	13	9	4.33				Pedro Strop R

CLE Pitching — LDS

ACOR	ACW	PA	O	pa/3	w	l	cg	player
-19.751	+0.247	3	3	3.00				Dan Otero R
-3.888	+0.423	16	12	4.00	1			Andrew Miller L
-3.830	+0.389	27^	21	3.86	1			Corey Kluber R
-2.875	+0.745	19	15	3.80	1			Josh Tomlin R
-1.133	+0.955	15	9	5.00				Cody Allen R
-0.867	+0.041	9	7	3.86				Bryan Shaw R
+0.911	-0.509	19	14	4.07				Trevor Bauer R

CLE Hitting — LCS

ACR	ACW	PA	BR	/pa	w	l	player
+0.405	+0.727	20^	8	0.40	2		Francisco Lindor S
+0.192	+1.486	18	5	0.28	1		Mike Napoli R
+0.142	+0.123	12	4	0.33			Coco Crisp S
-0.231	-0.045	20	5	0.25	1	1	Carlos Santana S
-0.297	-0.180	12	2	0.17			Tyler Naquin L
-0.391	-0.146	16	4	0.25			Lonnie Chisenhall L
-0.557	-0.515	16	3	0.19			Roberto Perez R
-0.706	-1.231	6	0	0.00			Rajai Davis R
-0.717	-0.895	17	1	0.06			Jose Ramirez S
-0.753	-0.658	20	2	0.10			Jason Kipnis L
-0.816	-0.514	4	0	0.00			Brandon Guyer R

CLE Pitching — LCS

ACOR	ACW	PA	O	pa/3	w	l	cg	player
-6.701	+1.220	16	14	3.43	1			Cody Allen R
-6.108	+0.696	25	23	3.26				Andrew Miller L
-5.793	+1.853	5	4	3.75				Jeff Manship R
-3.384	+0.536	22	17	3.88	1			Josh Tomlin R
-3.284	+0.669	47^	34	4.15	1			Corey Kluber R
-1.881	-0.221	10	7	4.29				Dan Otero R
-0.954	-0.134	7	5	4.20				Mike Clevinger R
-0.664	+0.375	4	2	6.00				Trevor Bauer R
+2.121	+0.132	17	10	5.10		1		Bryan Shaw R
+4.594	-2.751	4	3	4.00				Zach McAllister R

CHN vs CLE 2016 WS

CHN Hitting — WS

ACR	ACW	PA	BR	/pa	w	l	player
+0.596	+1.275	31*	15	0.48	1		Anthony Rizzo L
+0.253	+0.683	20	9	0.45	1		Kyle Schwarber L
+0.248	-1.256	4	1	0.25			Miguel Montero R
+0.242	-0.066	30	9	0.30	1	1	Addison Russell R
+0.227	+2.364	7	3	0.43			David Ross R
+0.152	+0.036	31	13	0.42		1	Ben Zobrist S
-0.002	+0.412	31	12	0.39	1		Kris Bryant R
-0.147	-0.712	31	8	0.26			Dexter Fowler S
-0.322	-0.721	22	6	0.27			Willson Contreras R
-0.396	+0.355	6	3	0.50			Jorge Soler R
-0.452	-0.076	1	0	0.00			Albert Almora R
-0.683	-2.334	1	0	0.00			Kyle Hendricks R
-0.711	-1.318	30	5	0.17		1	Javier Baez R
-0.808	-0.737	20	4	0.20			Jason Heyward L
-0.983	-1.543	1	0	0.00			John Lackey R
-1.155	-0.975	3	0	0.00			Chris Coghlan L
-1.314	-1.992	2	0	0.00			Jon Lester L
-1.603	-0.835	1	0	0.00			Aroldis Chapman L

CLE Hitting — WS

ACR	ACW	PA	BR	/pa	w	l	player
+1.704	+5.198	2	1	0.50			Corey Kluber R
+0.490	-0.331	32>	11	0.34	1		Jason Kipnis L
+0.337	+0.091	16	9	0.56			Brandon Guyer R
+0.107	-0.559	25	7	0.28	1	1	Roberto Perez R
+0.104	+0.175	29	11	0.38			Carlos Santana S
+0.056	+0.965	13	4	0.31			Coco Crisp S
+0.017	+0.814	24	7	0.29			Rajai Davis R
-0.166	+0.215	30	10	0.33	1	1	Jose Ramirez S
-0.347	-0.426	30	12	0.40			Francisco Lindor S
-0.449	-0.884	26	6	0.23		1	Mike Napoli R
-0.587	-0.761	19	5	0.26			Lonnie Chisenhall L
-0.647	+0.074	9	2	0.22		1	Tyler Naquin L
-0.683	-1.608	1	0	0.00			Trevor Bauer R
-0.718	-2.126	3	0	0.00			Michael Martinez S
-0.762	-2.051	2	0	0.00			Josh Tomlin R
-1.205	-2.251	4	0	0.00			Yan Gomes R

CHN Pitching — WS

ACOR	ACW	PA	O	pa/3	w	l	cg	player
-3.630	+2.091	10	6	5.00				Justin Grimm R
-2.708	+0.155	7	6	3.50				Pedro Strop R
-2.404	+0.476	46*	34	4.06	2			Jake Arrieta R
-2.299	+0.355	39	27	4.33	1	1		Kyle Hendricks R
-1.818	+0.412	22	14	4.71				Mike Montgomery L
-1.400	+0.110	30	23	3.91	1			Aroldis Chapman L
-0.272	-0.037	60	44	4.09		1		Jon Lester L
+0.977	-0.805	20	15	4.00		1		John Lackey R
+3.497	-0.908	13	8	4.88				Carl Edwards R
+4.701	-0.092	7	5	4.20				Travis Wood L
+5.320	-0.117	11	7	4.71				Hector Rondon R

CLE Pitching — WS

ACOR	ACW	PA	O	pa/3	w	l	cg	player
-5.083	-0.014	12	9	4.00				Danny Salazar R
-4.725	+0.277	24>	18	4.00				Cody Allen R
-1.750	+0.007	64	48	4.00	2	1		Corey Kluber R
-1.542	+0.427	32	23	4.17				Andrew Miller L
-0.923	-0.082	12	10	3.60				Dan Otero R
-0.510	-0.401	38	25	4.56		2		Trevor Bauer R
-0.204	+0.007	17	12	4.25				Mike Clevinger R
+1.077	+0.121	31	21	4.43	1	1		Josh Tomlin R
+1.543	-0.387	10	6	5.00				Zach McAllister R
+3.217	+0.070	25	14	5.36				Bryan Shaw R
+4.441	-0.166	7	3	7.00				Jeff Manship R

CHN Hitting — Career

ACR	rank / 2348	player
+0.167	228	Kris Bryant R
+0.160	261	Anthony Rizzo L
+0.129	410	Kyle Schwarber L
+0.089	635	Willson Contreras R
+0.081	684	Ben Zobrist S
+0.080	697	Jorge Soler R
+0.062	843	Dexter Fowler S
+0.057	884	Jason Heyward L
+0.033	1095	Miguel Montero R
+0.014	1278	Javier Baez R
+0.002	1388	Chris Coghlan L
-0.028	1621	Addison Russell L
-0.057	1815	David Ross R

CLE Hitting — Career

ACR	rank / 2348	player
+0.165	238	Jose Ramirez S
+0.102	562	Francisco Lindor S
+0.080	703	Carlos Santana S
+0.062	842	Mike Napoli R
+0.053	917	Jason Kipnis L
+0.008	1331	Lonnie Chisenhall L
-0.013	1500	Coco Crisp S
-0.078	1953	Yan Gomes R
-0.080	1962	Rajai Davis R

CHN vs CLE 2016 WS

CHN Hitting for wins — Career

ACW	rank / 2342	player
+0.426	189	Anthony Rizzo L
+0.280	536	Kris Bryant R
+0.263	590	Willson Contreras R
+0.253	628	Dexter Fowler S
+0.252	633	Kyle Schwarber L
+0.229	726	Jorge Soler R
+0.202	829	Ben Zobrist S
+0.189	888	Miguel Montero R
+0.119	1216	Jason Heyward L
+0.087	1377	Chris Coghlan L
+0.080	1413	Javier Baez R
-0.004	1773	Addison Russell R
-0.030	1866	David Ross R

CHN Pitching — Career

ACOR	rank / 2194	player
-1.714	6	Aroldis Chapman L
-0.876	156	Pedro Strop R
-0.782	188	Jon Lester L
-0.756	202	Kyle Hendricks R
-0.440	463	John Lackey R
-0.253	753	Jake Arrieta R
-0.194	851	Mike Montgomery L
+0.016	1198	Travis Wood L

CHN Pitching for wins — Career

ACW	rank / 2189	player
+0.071	166	Kyle Hendricks R
+0.057	212	Jon Lester L
+0.034	299	Aroldis Chapman L
-0.015	527	Jake Arrieta R
-0.040	687	Mike Montgomery L
-0.045	723	Travis Wood L
-0.086	993	John Lackey R
-0.117	1222	Pedro Strop R

CHN Baserunning — Career

BCR	rank / 1572	player
+0.033	483	Jason Heyward L
+0.021	590	Dexter Fowler S
+0.021	596	Ben Zobrist S
+0.010	710	Kyle Schwarber L
+0.009	717	Kris Bryant R
+0.005	757	Miguel Montero R
-0.016	929	Javier Baez R
-0.038	1091	Anthony Rizzo L
-0.148	1537	Jorge Soler R
-0.171	1553	Willson Contreras R

CHN Catching — Career

FCOR	rank / 407	player
+0.004	222	David Ross R
+0.043	264	Willson Contreras R
+0.268	387	Miguel Montero R

CLE Hitting for wins — Career

ACW	rank / 2342	player
+0.344	344	Jose Ramirez S
+0.267	579	Carlos Santana S
+0.190	886	Mike Napoli R
+0.184	907	Francisco Lindor S
+0.070	1463	Jason Kipnis L
+0.067	1481	Coco Crisp S
+0.021	1676	Lonnie Chisenhall L
-0.072	2013	Yan Gomes R
-0.152	2192	Rajai Davis R

CLE Pitching — Career

ACOR	rank / 2194	player
-1.074	76	Mike Clevinger R
-0.999	99	Cody Allen R
-0.970	112	Corey Kluber R
-0.746	210	Danny Salazar R
-0.487	420	Trevor Bauer R
-0.454	449	Andrew Miller L
-0.233	783	Bryan Shaw R
+0.291	1613	Josh Tomlin R
+0.296	1620	Zach McAllister R

CLE Pitching for wins — Career

ACW	rank / 2189	player
+0.168	31	Mike Clevinger R
+0.103	106	Corey Kluber R
+0.029	321	Cody Allen R
+0.024	335	Trevor Bauer R
+0.002	432	Andrew Miller L
-0.026	595	Danny Salazar R
-0.083	969	Josh Tomlin R
-0.161	1508	Zach McAllister R
-0.202	1733	Bryan Shaw R

CLE Baserunning — Career

BCR	rank / 1572	player
+0.082	177	Rajai Davis R
+0.072	221	Francisco Lindor S
+0.069	232	Coco Crisp S
+0.006	750	Jose Ramirez S
-0.016	923	Yan Gomes R
-0.067	1283	Carlos Santana S
-0.074	1318	Mike Napoli R
-0.088	1391	Jason Kipnis L

CLE Catching — Career

FCOR	rank / 407	player
-0.091	126	Roberto Perez R
+0.088	298	Yan Gomes R
+0.120	329	Mike Napoli R
+0.197	368	Carlos Santana S

CHN vs CLE 2016 WS

CHN Infielding — Career

FCOR	rank / 1407	player
+0.059	963	Kris Bryant R
+0.091	1054	Ben Zobrist S
+0.115	1126	Javier Baez R
+0.124	1142	Anthony Rizzo L
+0.149	1179	Addison Russell R

CHN Outfielding — Career

FCOR	rank / 1075	player
+0.072	721	Kyle Schwarber L
+0.125	832	Dexter Fowler S
+0.135	850	Ben Zobrist S
+0.179	911	Albert Almora R
+0.204	947	Jason Heyward L
+0.234	978	Chris Coghlan L
+0.256	998	Jorge Soler R

CHN Hall of fame

x	rank / 17364	player
2032	273	Anthony Rizzo L
1560	481	Kris Bryant R
1348	639	Kyle Schwarber L
1305	684	Ben Zobrist S
1214	794	Dexter Fowler S
1176	847	Jon Lester L
1003	1201	Aroldis Chapman L
952	1392	Willson Contreras R
902	1646	Jason Heyward L
862	1878	Jorge Soler R
831	2141	Miguel Montero R
782	2788	Kyle Hendricks R
761	3237	Pedro Strop R
760	3249	John Lackey R
752	3441	Javier Baez R
723	4444	Hector Rondon R
723	4466	Chris Coghlan L
691	7219	Mike Montgomery L
674	8475	Jake Arrieta R
642	10528	Carl Edwards R
621	11790	Addison Russell R
617	12035	Travis Wood L
584	13497	Justin Grimm R
515	15501	Albert Almora R
471	16198	David Ross R

CHN MVP — Career

player	award	year
Jake Arrieta R	NLWC	2015
Kyle Hendricks R	RHP	2016
John Lackey R	ALCS	2002
Jon Lester L	NLD1	2016
Jon Lester L	NLCS	2016
Jon Lester L	ALD1	2008
Anthony Rizzo L	WS	2016
David Ross R	NLWC	2012
Jorge Soler R	WS	2021
Jorge Soler R	NLD2	2015

CLE Infielding — Career

FCOR	rank / 1407	player
+0.017	814	Jose Ramirez S
+0.093	1061	Francisco Lindor S
+0.113	1120	Carlos Santana S
+0.161	1200	Jason Kipnis L
+0.182	1227	Mike Napoli R
+0.314	1343	Lonnie Chisenhall L

CLE Outfielding — Career

FCOR	rank / 1075	player
-0.049	411	Brandon Guyer R
-0.030	452	Coco Crisp S
+0.074	727	Rajai Davis R
+0.109	799	Tyler Naquin L

CLE Hall of fame

x	rank / 17364	player
1831	350	Jose Ramirez S
1376	617	Francisco Lindor S
1170	860	Carlos Santana S
1131	924	Corey Kluber R
964	1336	Coco Crisp S
958	1366	Mike Clevinger R
904	1626	Mike Napoli R
845	2025	Cody Allen R
818	2292	Trevor Bauer R
817	2303	Tyler Naquin L
804	2453	Dan Otero R
799	2536	Andrew Miller L
786	2709	Danny Salazar R
776	2909	Brandon Guyer R
679	8090	Jason Kipnis L
676	8312	Lonnie Chisenhall L
647	10260	Bryan Shaw R
633	11098	Jeff Manship R
621	11797	Josh Tomlin R
606	12593	Roberto Perez R
598	12922	Zach McAllister R
459	16355	Yan Gomes R
436	16582	Rajai Davis R
417	16709	Michael Martinez S

CLE MVP — Career

player	award	year
Trevor Bauer R	NLW1	2020
Corey Kluber R	ALD2	2016
Corey Kluber R	ALCS	2016
Mike Napoli R	ALD1	2011

2016 WS

CHN

Albert Almora:CHN 2016-2020 (RS,WC,LDS,LCS,WS) <7,8,9,11,12>;NYN 2021 (RS) <1,7,8,9,11,12>;
CIN 2022 (RS) <7,8,9,10,11,12>

Jake Arrieta:BAL 2010-2013 (RS) <1>;CHN 2013-2017,2021 (RS,WC,LDS,LCS,WS) <1,11>;PHI 2018-2020 (RS) <1>;
SDN 2021 (RS) <1>

Javier Baez:CHN 2014-2021 (RS,WC,LDS,LCS,WS) <3,4,5,6,7,9,10,11,12>;NYN 2021 (RS) <4,6,11>;
DET 2022-2023 (RS) <6,10,11>

Kris Bryant:CHN 2015-2021 (RS,WC,LDS,LCS,WS) <3,5,6,7,8,9,10,11>;SFN 2021 (RS,LDS) <3,5,7,8,9,11>;
COL 2022-2023 (RS) <3,7,9,10,11>

Aroldis Chapman:CIN 2010-2015 (RS,LDS) <1>;CHN 2016 (RS,LDS,LCS,WS) <1>;NYA 2016-2022 (RS,WC,LDS,LCS) <1>;
KCA 2023 (RS) <1>;TEX 2023 (RS,WC,LDS,LCS,WS) <1>

Chris Coghlan:FLO 2009-2011 (RS) <4,7,8,11>;MIA 2012-2013 (RS) <4,5,7,8,9,10,11,12>;
CHN 2014-2016 (RS,LDS,LCS,WS) <3,4,5,7,9,10,11,12>;OAK 2016 (RS) <4,5,7,9,10,11>;TOR 2017 (RS) <4,5,7,11,12>

Willson Contreras:CHN 2016-2022 (RS,WC,LDS,LCS,WS) <2,3,5,7,9,10,11,12>;SLN 2023 (RS) <2,10,11>

Carl Edwards:CHN 2015-2019 (RS,LDS,LCS,WS) <1,12>;SDN 2019 (RS) <1>;SEA 2020 (RS) <1>;TOR 2021 (RS) <1>;
ATL 2021 (RS) <1>;WAS 2022-2023 (RS) <1>

Dexter Fowler:COL 2008-2013 (RS,LDS) <8,9,11,12>;HOU 2014 (RS) <8,10,11>;CHN 2015-2016 (RS,WC,LDS,LCS,WS) <8,10,11>;
SLN 2017-2020 (RS,WC,LDS,LCS) <8,9,10,11,12>;ANA 2021 (RS) <9>

Justin Grimm:TEX 2012-2013 (RS) <1>;CHN 2013-2017 (RS,LDS,LCS,WS) <1>;KCA 2018 (RS) <1>;SEA 2018 (RS) <1>;
MIL 2020 (RS) <1>;OAK 2022 (RS) <1>

Kyle Hendricks:CHN 2014-2023 (RS,WC,LDS,LCS,WS) <1,11,12>

Jason Heyward:ATL 2010-2014 (RS,WC,LDS) <8,9,11,12>;SLN 2015 (RS,LDS) <8,9,11>;
CHN 2016-2022 (RS,WC,LDS,LCS,WS) <8,9,11,12>;LAN 2023 (RS,LDS) <3,7,8,9,10,11>

John Lackey:ANA 2002-2009 (RS,LDS,LCS,WS) <1>;BOS 2010-2011,2013-2014 (RS,LDS,LCS,WS) <1,11>;
SLN 2014-2015 (RS,LDS,LCS) <1>;CHN 2016-2017 (RS,LDS,LCS,WS) <1,11>

Jon Lester:BOS 2006-2014 (RS,LDS,LCS,WS) <1>;OAK 2014 (RS,WC) <1>;CHN 2015-2020 (RS,WC,LDS,LCS,WS) <1,11>;
SLN 2021 (RS) <1>;WAS 2021 (RS) <1,11>

Miguel Montero:ARI 2006-2014 (RS,LDS,LCS) <2,10,11>;CHN 2015-2017 (RS,WC,LDS,LCS,WS) <1,2,3,10,11>;
TOR 2017 (RS) <2,10,11>;WAS 2018 (RS) <2>

Mike Montgomery:SEA 2015-2016 (RS) <1>;CHN 2016-2019 (RS,LDS,LCS,WS) <1,12>;KCA 2019-2020 (RS) <1>

Anthony Rizzo:SDN 2011 (RS) <3,11>;CHN 2012-2021 (RS,WC,LDS,LCS,WS) <1,3,4,5,7,11>;
NYA 2021-2023 (RS,WC,LDS,LCS) <3,10,11>

Hector Rondon:CHN 2013-2017 (RS,LDS,LCS,WS) <1>;HOU 2018-2019 (RS,LDS,LCS,WS) <1>;ARI 2020 (RS) <1>

David Ross:LAN 2002-2004 (RS,LDS) <2,11>;PIT 2005 (RS) <2,11>;SDN 2005 (RS) <2,11>;CIN 2006-2008 (RS) <2,11>;
BOS 2008,2013-2014 (RS,LDS,LCS,WS) <2,11,12>;ATL 2009-2012 (RS,WC,LDS) <2,11,12>;
CHN 2015-2016 (RS,LDS,LCS,WS) <1,2,11,12>

Addison Russell:CHN 2015-2019 (RS,WC,LDS,LCS,WS) <4,6,11,12>

Kyle Schwarber:CHN 2015-2020 (RS,WC,LDS,LCS,WS) <2,3,7,9,10,11>;WAS 2021 (RS) <7>;
BOS 2021 (RS,WC,LDS,LCS) <3,7,10,11>;PHI 2022-2023 (RS,WC,LDS,LCS,WS) <7,10,11>

Jorge Soler:CHN 2014-2016 (RS,LDS,LCS,WS) <7,9,10,11>;KCA 2017-2021 (RS) <7,9,10,11>;
ATL 2021 (RS,LDS,LCS,WS) <9,10,11>;MIA 2022-2023 (RS,WC) <7,9,10,11>

Pedro Strop:TEX 2009-2011 (RS) <1>;BAL 2011-2013 (RS,LDS) <1>;CHN 2013-2019,2021 (RS,WC,LDS,LCS,WS) <1,7>;
CIN 2020 (RS) <1>

Travis Wood:CIN 2010-2011 (RS,LDS) <1,12>;CHN 2012-2016 (RS,LDS,LCS,WS) <1,7,11,12>;SDN 2017 (RS) <1,12>;
KCA 2017 (RS) <1>

Ben Zobrist:TBA 2006-2014 (RS,WC,LDS,LCS,WS) <3,4,5,6,7,8,9,10,11,12>;OAK 2015 (RS) <4,7,9,10,11>;
KCA 2015 (RS,LDS,LCS,WS) <4,5,7,9,10>;CHN 2016-2019 (RS,WC,LDS,LCS,WS) <1,3,4,6,7,9,10,11>

CLE

Cody Allen:CLE 2012-2018 (RS,WC,LDS,LCS,WS) <1>;ANA 2019 (RS) <1>

Trevor Bauer:ARI 2012 (RS) <1>;CLE 2013-2019 (RS,LDS,LCS,WS) <1>;CIN 2019-2020 (RS,WC) <1>;LAN 2021 (RS) <1>

Lonnie Chisenhall:CLE 2011-2018 (RS,WC,LDS,LCS,WS) <3,5,7,8,9,10,11,12>

Mike Clevinger:CLE 2016-2020 (RS,LDS,LCS,WS) <1>;SDN 2020,2022 (RS,LDS,LCS) <1>;CHA 2023 (RS) <1>

Coco Crisp:CLE 2002-2005,2016 (RS,LDS,LCS,WS) <7,8,10,11,12>;BOS 2006-2008 (RS,LDS,LCS,WS) <8,11,12>;
KCA 2009 (RS) <8>;OAK 2010-2016 (RS,WC,LDS) <7,8,10,11,12>

Rajai Davis:PIT 2006-2007 (RS) <8,9,11,12>;SFN 2007-2008 (RS) <7,8,9,11,12>;OAK 2008-2010,2017 (RS) <4,7,8,9,11,12>;
TOR 2011-2013 (RS) <7,8,9,10,11,12>;DET 2014-2015 (RS,LDS) <7,8,9,10,11,12>;

CLE 2016, 2018 (RS, LDS, LCS, WS) <7, 8, 9, 11, 12>; BOS 2017 (RS, LDS) <7, 8, 9, 11, 12>; NYN 2019 (RS) <7, 9, 11, 12>

Yan Gomes: TOR 2012 (RS) <2, 3, 5, 7, 10, 11>; CLE 2013-2018 (RS, WC, LDS, WS) <2, 3, 10, 11, 12>;
WAS 2019-2021 (RS, LDS, LCS, WS) <2, 3, 11, 12>; OAK 2021 (RS) <2, 10, 11>; CHN 2022-2023 (RS) <2, 10, 11>

Brandon Guyer: TBA 2011-2012, 2014-2016 (RS) <7, 8, 9, 10, 11, 12>; CLE 2016-2018 (RS, LDS, LCS, WS) <1, 7, 8, 9, 10, 11, 12>

Jason Kipnis: CLE 2011-2019 (RS, WC, LDS, LCS, WS) <4, 8, 10, 11>; CHN 2020 (RS, WC) <3, 4, 10, 11>

Corey Kluber: CLE 2011-2019 (RS, LDS, LCS, WS) <1, 11, 12>; TEX 2020 (RS) <1>; NYA 2021 (RS) <1>; TBA 2022 (RS, WC) <1>;
BOS 2023 (RS) <1>

Francisco Lindor: CLE 2015-2020 (RS, WC, LDS, LCS, WS) <6, 10, 11>; NYN 2021-2023 (RS, WC) <6, 10, 11>

Jeff Manship: MIN 2009-2012 (RS) <1>; COL 2013 (RS) <1>; PHI 2014 (RS) <1>; CLE 2015-2016 (RS, LCS, WS) <1>

Michael Martinez: PHI 2011-2013 (RS, LDS) <4, 5, 6, 7, 8, 9, 11, 12>; PIT 2014 (RS) <4, 7, 8, 9, 11, 12>;
CLE 2015-2017 (RS, LDS, LCS, WS) <1, 4, 5, 6, 7, 8, 9, 11, 12>; BOS 2016 (RS) <6, 9, 12>; TBA 2017 (RS) <4, 5, 7, 11>

Zach McAllister: CLE 2011-2018 (RS, LCS, WS) <1>; DET 2018 (RS) <1>; NYA 2023 (RS) <1>

Andrew Miller: DET 2006-2007 (RS) <1>; FLO 2008-2010 (RS) <1>; BOS 2011-2014 (RS) <1>; BAL 2014 (RS, LDS, LCS) <1>;
NYA 2015-2016 (RS, WC) <1>; CLE 2016-2018 (RS, LDS, LCS, WS) <1>; SLN 2019-2021 (RS, WC, LDS, LCS) <1>

Mike Napoli: ANA 2006-2010 (RS, LDS, LCS) <2, 3, 10, 11, 12>; TEX 2011-2012, 2015, 2017 (RS, WC, LDS, LCS, WS) <2, 3, 7, 10, 11>;
BOS 2013-2015 (RS, LDS, LCS, WS) <3, 10, 11, 12>; CLE 2016 (RS, LDS, LCS, WS) <3, 10, 11>

Tyler Naquin: CLE 2016-2020 (RS, WC, LDS, LCS, WS) <7, 8, 9, 10, 11, 12>; CIN 2021-2022 (RS) <7, 8, 9, 10, 11, 12>;
NYN 2022 (RS) <7, 8, 9, 10, 11, 12>; CHA 2023 (RS) <7, 9, 11>

Dan Otero: SFN 2012 (RS) <1>; OAK 2013-2015 (RS, WC, LDS) <1>; CLE 2016-2019 (RS, LDS, LCS, WS) <1>

Roberto Perez: CLE 2014-2021 (RS, WC, LDS, LCS, WS) <2, 3, 10, 11>; PIT 2022 (RS) <2, 11>; SFN 2023 (RS) <2>

Jose Ramirez: CLE 2013-2023 (RS, WC, LDS, LCS, WS) <4, 5, 6, 7, 10, 11, 12>

Danny Salazar: CLE 2013-2017, 2019 (RS, WC, LDS, WS) <1>

Carlos Santana: CLE 2010-2017, 2019-2020 (RS, WC, LDS, LCS, WS) <2, 3, 5, 7, 9, 10, 11>; PHI 2018 (RS) <3, 5, 11>;
KCA 2021-2022 (RS) <3, 10, 11>; SEA 2022 (RS, WC, LDS) <3, 9, 10, 11, 12>; PIT 2023 (RS) <3, 10>; MIL 2023 (RS, WC) <3, 10, 11>

Bryan Shaw: ARI 2011-2012 (RS, LDS) <1>; CLE 2013-2017, 2021-2022 (RS, WC, LDS, LCS, WS) <1>; COL 2018-2019 (RS) <1>;
SEA 2020 (RS) <1>; CHA 2023 (RS) <1>

Josh Tomlin: CLE 2010-2018 (RS, LDS, LCS, WS) <1, 12>; ATL 2019-2021 (RS, LDS, LCS) <1, 12>

Broadcasters

John Smoltz: ATL 1988-1999, 2001-2008 (RS, LDS, LCS, WS) <1, 11, 12>; BOS 2009 (RS) <1>; SLN 2009 (RS, LDS) <1>

Joe Buck

2016

ALE		t %	ACR	ACOR	TAR	X		
1	BOS	24	162	57	+0.720	-0.483	+1.203	295
2	TOR	16	162	54	+0.057	-0.558	+0.615	285
3	BAL	16	162	54	+0.030	-0.168	+0.198	255
4	NYA	6	162	51	-0.345	-0.200	-0.145	272
5	TBA	-26	162	41	-0.254	+0.071	-0.325	265

NLE		t %	ACR	ACOR	TAR	X		
1	WAS	28	162	58	+0.325	-0.695	+1.020	281
2	NYN	12	162	53	-0.074	-0.404	+0.330	260
3	MIA	-3	161	49	-0.173	+0.020	-0.193	282
4	PHI	-20	162	43	-0.714	+0.459	-1.173	275
5	ATL	-25	161	42	-0.398	+0.445	-0.843	284

ALC		t %	ACR	ACOR	TAR	X		
1	CLE	27	161	58	+0.182	-0.476	+0.658	259
2	DET	11	161	53	+0.078	-0.105	+0.183	269
3	KCA	0	162	50	-0.403	-0.180	-0.223	268
4	CHA	-6	162	48	-0.361	-0.156	-0.205	294
5	MIN	-44	162	36	-0.197	+0.869	-1.066	276

NLC		t %	ACR	ACOR	TAR	X		
1	CHN	45	161	63	+0.579	-1.079	+1.658	266
2	SLN	10	162	53	+0.471	+0.053	+0.418	285
3	PIT	-5	161	48	+0.049	+0.261	-0.212	273
4	MIL	-16	162	45	-0.313	+0.079	-0.392	257
5	CIN	-26	162	41	-0.178	+0.683	-0.861	271

ALW		t %	ACR	ACOR	TAR	X		
1	TEX	28	162	58	-0.175	-0.308	+0.133	295
2	SEA	10	162	53	+0.318	-0.045	+0.363	296
3	HOU	6	162	51	-0.046	-0.195	+0.149	267
4	ANA	-14	162	45	-0.082	+0.004	-0.086	265
5	OAK	-24	162	42	-0.488	+0.235	-0.723	295

NLW		t %	ACR	ACOR	TAR	X		
1	LAN	20	162	56	+0.163	-0.376	+0.539	275
2	SFN	12	162	53	+0.075	-0.434	+0.509	279
3	COL	-12	162	46	+0.279	+0.299	-0.020	287
4	ARI	-24	162	42	-0.002	+0.830	-0.832	295
5	SDN	-26	162	41	+0.012	+0.592	-0.580	266

AL	rank	last PS app	WS	win
*	TEX	28 ALW #1	LDS 2015	2011
*	CLE	27 ALC #1	WC 2013	1997 1948
*	BOS	24 ALE #1	WS 2013	2013 2013
•	1 TOR	16 ALE #2	LCS 2015	1993 1993
•	2 BAL	16 ALE #3	LCS 2014	1983 1983
	3 DET	11 ALC #2	LDS 2014	2012 1984
	4 SEA	10 ALW #2	LCS 2001	
	5 NYA	6 ALE #4	WC 2015	2009 2009
	6 HOU	6 ALW #3	LDS 2015	2005
	7 KCA	0 ALC #3	WS 2015	2015 2015
	8 CHA	-6 ALC #4	LDS 2008	2005 2005
	9 ANA	-14 ALW #4	LDS 2014	2002 2002
	10 OAK	-24 ALW #5	WC 2014	1990 1989
	11 TBA	-26 ALE #5	LDS 2013	2008
	12 MIN	-44 ALC #5	LDS 2010	1991 1991

NL	rank	last PS app	WS	win
*	CHN	45 NLC #1	LCS 2015	1945 1908
*	WAS	28 NLE #1	LDS 2014	
*	LAN	20 NLW #1	LDS 2015	1988 1988
•	1 NYN	12 NLE #2	WS 2015	2015 1986
•	2 SFN	12 NLW #2	WS 2014	2014 2014
	3 SLN	10 NLC #2	LDS 2015	2013 2011
	4 MIA	-3 NLE #3	WS 2003	2003 2003
	5 PIT	-5 NLC #3	WC 2015	1979 1979
	6 COL	-12 NLW #3	LDS 2009	2007
	7 MIL	-16 NLC #4	LCS 2011	1982
	8 PHI	-20 NLE #4	LDS 2011	2009 2008
	9 ARI	-24 NLW #4	LDS 2011	2001 2001
	10 ATL	-25 NLE #5	LDS 2013	1999 1995
	11 SDN	-26 NLW #5	LDS 2006	1998
	12 CIN	-26 NLC #5	WC 2013	1990 1990

ser	w	l	pa	o	br	r	ACR	ACOR	X	#	
ALWC	TOR	BAL	W;	39 / 77	31 / 64	11 / 16	5 / 7	-0.099	-3.751	21	348
NLWC	SFN	NYN	w	37 / 69	27 / 54	11 / 17	3 / 3	-1.093	-4.842	27	325
ALD1	TOR	TEX	w w W;	122 / 232	83 / 167	43 / 71	22 / 32	+1.928	-2.074	29	306
ALD2	CLE	BOS	W W w	106 / 214	75 / 156	33 / 62	15 / 22	+0.497	-2.657	20	349
NLD1	CHN	SFN	W W L; w	150 / 305	114 / 231	39 / 83	17 / 30	-0.287	-1.308	54	94
NLD2	LAN	WAS	w L l W w	190 / 387	132 / 264	61 / 130	19 / 43	-0.482	+0.569	50	129
ALCS	CLE	TOR	W W w L w	161 / 332	129 / 261	34 / 77	12 / 20	-2.507	-3.337	25	334
NLCS	CHN	LAN	W l L w w W	223 / 434	156 / 315	68 / 129	31 / 48	+1.065	-1.545	30	302
WS	CHN	CLE	L w l l W w w.	272 / 537	189 / 378	88 / 173	27 / 54	-0.770	-0.745	39	233

Number of games:

WC: 2 / 2

LDS: 15 / 20

LCS: 11 / 14

WS: 7 / 7

35 postseason / 43 (min 26) (81%)

+ 2427 regular season / 2430 (99%)

+ 1 tie

= 2463 games in 2016.

300 RS interleague games.

NL won 135, AL won 165.

2016

ru AL hitting MVP							ru NL hitting MVP												
		ACR	PA	ACW	w	l	+1			ACR	PA	ACW	w	l	+1				
1	*	Mike Trout R	ANA	+0.433	681	+0.996	21	7	52	1	8	Freddie Freeman L	ATL	+0.313	693	+0.527	10	9	58
2	1	David Ortiz L	BOS	+0.384	625	+0.685	18	9	77	2	2	Daniel Murphy L	WAS	+0.344	582	+0.414	11	2	59
3	4	Josh Donaldson R	TOR	+0.282	700	+0.620	17	9	60	3	5	Kris Bryant R	CHN	+0.285	699	+0.218	15	7	65
4	6	Jose Altuve R	HOU	+0.237	717	+0.489	12	4	50	4	2	Joey Votto L	CIN	+0.292	677	+0.585	9	4	50
5	7	Mookie Betts R	BOS	+0.214	730	+0.471	15	6	59	5	3	Anthony Rizzo L	CHN	+0.279	676	+0.431	17	4	74
6	9	Miguel Cabrera R	DET	+0.221	679	+0.488	14	8	59	6	1	Paul Goldschmidt R	ARI	+0.230	705	+0.567	13	5	44
7	22	Edwin Encarnacion R	TOR	+0.193	702	+0.199	18	15	72	7		Nolan Arenado R	COL	+0.220	696	+0.443	13	13	68
8	19	Nelson Cruz R	SEA	+0.199	667	+0.276	11	10	62	8	15	Corey Seager L	LAN	+0.202	687	+0.417	9	7	48
9		Robinson Cano L	SEA	+0.175	715	+0.335	12	5	59	9		Wil Myers R	SDN	+0.187	676	+0.239	10	14	54
10	6	Hanley Ramirez R	BOS	+0.201	620	+0.526	11	7	57	10	13	Christian Yelich L	MIA	+0.187	659	+0.625	10	8	59
11	13	Carlos Correa R	HOU	+0.186	660	+0.503	13	8	47	11	18	Brandon Belt L	SFN	+0.188	655	+0.220	9	7	46
12	25	Manny Machado R	BAL	+0.173	696	+0.128	18	5	55	12	8	Yoenis Cespedes R	NYN	+0.225	543	+0.606	15	8	41
13		Carlos Santana S	CLE	+0.173	688	+0.415	13	9	58	13	11	Matt Carpenter L	SLN	+0.209	566	+0.621	12	6	41
14	17	Kyle Seager L	SEA	+0.167	676	+0.340	12	8	53	14	23	Jean Segura R	ARI	+0.167	694	+0.327	9	6	39
15	11	George Springer R	HOU	+0.140	744	+0.305	15	7	44	15	27	Ryan Braun R	MIL	+0.202	564	+0.183	13	10	47
16	10	Adrian Beltre R	TEX	+0.163	640	+0.637	18	13	51	16		Justin Turner R	LAN	+0.181	622	+0.244	13	8	53
17		J.D. Martinez R	DET	+0.198	517	+0.378	7	7	42	17	20	Stephen Piscotty R	SLN	+0.169	649	+0.267	11	8	44
18	24	Kole Calhoun L	ANA	+0.139	672	+0.212	9	4	47	18		DJ LeMahieu R	COL	+0.170	635	+0.348	7	8	28
19		Brian Dozier R	MIN	+0.133	691	+0.208	10	13	64	19	14	Bryce Harper L	WAS	+0.172	627	+0.461	15	9	44
20		Cameron Maybin R	DET	+0.233	391	+0.249	2	5	25	20	12	Charlie Blackmon L	COL	+0.161	641	+0.548	9	5	52
21	19	Jose Ramirez S	CLE	+0.144	618	+0.665	9	3	41	21	31	Yangervis Solarte S	SDN	+0.231	443	+0.288	5	4	31
22		Mark Trumbo R	BAL	+0.125	667	+0.193	15	10	66	22	21	Dexter Fowler S	CHN	+0.182	551	+0.410	12	4	31
23	31	Dustin Pedroia R	BOS	+0.117	698	+0.411	8	5	42	23	28	Carlos Gonzalez L	COL	+0.151	632	+0.384	14	11	47
24	25	Carlos Beltran S	NYA	+0.129	593	+0.314	14	9	51	24		Anthony Rendon R	WAS	+0.145	647	+0.388	12	5	48
25		Evan Longoria R	TBA	+0.109	685	+0.392	7	8	59	25		Trea Turner R	WAS	+0.287	324	+0.234	9	1	21

ru AL pitching MVP							ru NL pitching MVP												
		ACOR	PA	ACW	w	l	c			ACOR	PA	ACW	w	l	c				
1	1	Justin Verlander R	DET	-1.687	903	+0.266	20	9	2	1	*	Kyle Hendricks R	CHN	-2.244	745	+0.376	18	8	2
2	8	Aaron Sanchez R	TOR	-1.614	790	+0.204	17	8	0	2	2	Jon Lester L	CHN	-2.050	796	+0.361	22	5	2
3	32	Rick Porcello R	BOS	-1.368	890	+0.016	24	7	3	3	*	Clayton Kershaw L	LAN	-2.823	544	+0.571	17	4	3
4	10	Chris Devenski r	HOU	-2.980	408	+0.308	7	5	0	4	2	Max Scherzer R	WAS	-1.534	902	+0.270	23	9	1
5	13	Corey Kluber R	CLE	-1.374	860	+0.102	19	10	3	5	3	Johnny Cueto R	SFN	-1.453	881	+0.265	20	6	5
6	8	Jose Quintana L	CHA	-1.393	837	+0.194	15	13	0	6	4	Tanner Roark R	WAS	-1.358	855	+0.256	19	8	0
7	6	J.A. Happ L	TOR	-1.425	796	+0.138	22	6	0	7	16	Jake Arrieta R	CHN	-1.356	795	+0.104	18	8	1
8	5	Masahiro Tanaka R	NYA	-1.401	805	+0.177	21	4	0	8	5	Madison Bumgarner L	SFN	-1.159	912	+0.208	18	11	4
9	1	Zack Britton L	BAL	-4.432	254	+1.260	2	0	0	9	9	Noah Syndergaard R	NYN	-1.381	744	+0.205	18	8	0
10	7	Chris Sale L	CHA	-1.230	907	+0.195	16	11	6	10	12	Carlos Martinez R	SLN	-1.169	809	+0.200	16	11	0
11	7	Dan Otero R	CLE	-3.568	269	+0.426	3	0	0	11	6	Jose Fernandez R	MIA	-1.247	737	+0.330	16	8	0
12		Cole Hamels L	TEX	-1.106	848	-0.022	18	8	0	12		Julio Teheran R	ATL	-1.154	758	+0.231	9	14	1
13	3	Andrew Miller L	NYA	-3.367	275	+0.700	3	1	0	13		John Lackey R	CHN	-1.118	748	-0.051	13	10	0
14	36	Michael Fulmer r	DET	-1.385	647	+0.028	16	6	1	14	15	Junior Guerra R	MIL	-1.618	492	+0.237	11	5	0
15		Ryan Dull R	OAK	-2.843	290	+0.210	2	3	0	15		David Phelps R	MIA	-2.143	352	-0.247	9	4	0
16	17	Tony Barnette r	TEX	-3.098	246	+0.411	3	1	0	16		Drew Pomeranz L	SDN	-1.795	411	+0.313	9	7	0
17	19	Marco Estrada R	TOR	-1.043	723	+0.161	14	9	0	17		Kenley Jansen R	LAN	-2.832	251	-0.118	2	2	0
18	12	Danny Duffy L	KCA	-1.016	731	+0.046	15	7	1	18		Tyler Anderson l	COL	-1.464	478	-0.028	7	7	0
19	18	Sam Dyson R	TEX	-2.569	285	+0.374	4	2	0	19	23	Dan Straily R	CIN	-0.877	792	+0.092	21	9	0
20		Ervin Santana R	MIN	-0.953	748	+0.097	8	13	2	20	25	Jacob deGrom R	NYN	-1.088	604	+0.308	11	10	1
21		Matt Bush r	TEX	-2.892	243	-0.142	4	3	0	21	11	Seung Hwan Oh r	SLN	-2.039	313	+0.326	7	0	0
22	34	Brad Brach R	BAL	-2.242	311	+0.068	4	1	0	22	28	Raisel Iglesias R	CIN	-1.954	325	+0.149	5	2	0
23		Nate Jones R	CHA	-2.513	274	-0.226	6	2	0	23		Mark Melancon R	PIT	-2.326	270	+0.527	1	1	0
24		Ian Kennedy R	KCA	-0.840	818	+0.084	13	14	0	24		Stephen Strasburg R	WAS	-0.991	598	-0.052	17	5	0
25		Kevin Gausman R	BAL	-0.888	757	+0.051	13	15	0	25	14	Alex Reyes r	SLN	-3.067	189	+0.672	5	1	0

https://en.wikipedia.org/wiki/List_of_World_Series_champions

Year	Winning team	Manager	Games	Losing team	Manager
1903	Boston Americans (1, 1–0)	Jimmy Collins	5–3[V]	Pittsburgh Pirates (1, 0–1)	Fred Clarke
1904	No World Series				
1905	New York Giants (1, 1–0)	John McGraw	4–1	Philadelphia Athletics (1, 0–1)	Connie Mack
1906	Chicago White Sox (1, 1–0)	Fielder Jones	4–2	Chicago Cubs (1, 0–1)	Frank Chance
1907	Chicago Cubs (2, 1–1)	Frank Chance	4–0–(1)	[T] Detroit Tigers (1, 0–1)	Hugh Jennings
1908	Chicago Cubs (3, 2–1)	Frank Chance	4–1	Detroit Tigers (2, 0–2)	Hugh Jennings
1909	Pittsburgh Pirates (2, 1–1)	Fred Clarke	4–3	Detroit Tigers (3, 0–3)	Hugh Jennings
1910	Philadelphia Athletics (2, 1–1)	Connie Mack	4–1	Chicago Cubs (4, 2–2)	Frank Chance
1911	Philadelphia Athletics (3, 2–1)	Connie Mack	4–2	New York Giants (2, 1–1)	John McGraw
1912	Boston Red Sox (2, 2–0)	Jake Stahl	4–3–(1)	[T] New York Giants (3, 1–2)	John McGraw
1913	Philadelphia Athletics (4, 3–1)	Connie Mack	4–1	New York Giants (4, 1–3)	John McGraw
1914	Boston Braves (1, 1–0)	George Stallings	4–0	Philadelphia Athletics (5, 3–2)	Connie Mack
1915	Boston Red Sox (3, 3–0)	Bill Carrigan	4–1	Philadelphia Phillies (1, 0–1)	Pat Moran
1916	Boston Red Sox (4, 4–0)	Bill Carrigan	4–1	Brooklyn Robins (1, 0–1)	Wilbert Robinson
1917	Chicago White Sox (2, 2–0)	Pants Rowland	4–2	New York Giants (5, 1–4)	John McGraw
1918	Boston Red Sox (5, 5–0)	Ed Barrow	4–2	Chicago Cubs (5, 2–3)	Fred Mitchell
1919	Cincinnati Reds (1, 1–0)	Pat Moran	5–3[V]	Chicago White Sox (3, 2–1)	Kid Gleason
1920	Cleveland Indians (1, 1–0)	Tris Speaker	5–2[V]	Brooklyn Robins (2, 0–2)	Wilbert Robinson
1921	New York Giants (6, 2–4)	John McGraw	5–3[V]	New York Yankees (1, 0–1)	Miller Huggins
1922	New York Giants (7, 3–4)	John McGraw	4–0–(1)	[T] New York Yankees (2, 0–2)	Miller Huggins
1923	New York Yankees (3, 1–2)	Miller Huggins	4–2	New York Giants (8, 3–5)	John McGraw
1924	Washington Senators (1, 1–0)	Bucky Harris	4–3	New York Giants (9, 3–6)	John McGraw
1925	Pittsburgh Pirates (3, 2–1)	Bill McKechnie	4–3	Washington Senators (2, 1–1)	Bucky Harris
1926	St. Louis Cardinals (1, 1–0)	Rogers Hornsby	4–3	New York Yankees (4, 1–3)	Miller Huggins
1927	New York Yankees (5, 2–3)	Miller Huggins	4–0	Pittsburgh Pirates (4, 2–2)	Donie Bush
1928	New York Yankees (6, 3–3)	Miller Huggins	4–0	St. Louis Cardinals (2, 1–1)	Bill McKechnie
1929	Philadelphia Athletics (6, 4–2)	Connie Mack	4–1	Chicago Cubs (6, 2–4)	Joe McCarthy
1930	Philadelphia Athletics (7, 5–2)	Connie Mack	4–2	St. Louis Cardinals (3, 1–2)	Gabby Street
1931	St. Louis Cardinals (4, 2–2)	Gabby Street	4–3	Philadelphia Athletics (8, 5–3)	Connie Mack
1932	New York Yankees (7, 4–3)	Joe McCarthy	4–0	Chicago Cubs (7, 2–5)	Charlie Grimm
1933	New York Giants (10, 4–6)	Bill Terry	4–1	Washington Senators (3, 1–2)	Joe Cronin
1934	St. Louis Cardinals (5, 3–2)	Frank Frisch	4–3	Detroit Tigers (4, 0–4)	Mickey Cochrane
1935	Detroit Tigers (5, 1–4)	Mickey Cochrane	4–2	Chicago Cubs (8, 2–6)	Charlie Grimm
1936	New York Yankees (8, 5–3)	Joe McCarthy	4–2	New York Giants (11, 4–7)	Bill Terry
1937	New York Yankees (9, 6–3)	Joe McCarthy	4–1	New York Giants (12, 4–8)	Bill Terry
1938	New York Yankees (10, 7–3)	Joe McCarthy	4–0	Chicago Cubs (9, 2–7)	Gabby Hartnett
1939	New York Yankees (11, 8–3)	Joe McCarthy	4–0	Cincinnati Reds (2, 1–1)	Bill McKechnie
1940	Cincinnati Reds (3, 2–1)	Bill McKechnie	4–3	Detroit Tigers (6, 1–5)	Del Baker
1941	New York Yankees (12, 9–3)	Joe McCarthy	4–1	Brooklyn Dodgers (3, 0–3)	Leo Durocher
1942	St. Louis Cardinals (6, 4–2)	Billy Southworth	4–1	New York Yankees (13, 9–4)	Joe McCarthy
1943	New York Yankees (14, 10–4)	Joe McCarthy	4–1	St. Louis Cardinals (7, 4–3)	Billy Southworth
1944	St. Louis Cardinals (8, 5–3)	Billy Southworth	4–2	St. Louis Browns (1, 0–1)	Luke Sewell
1945	Detroit Tigers (7, 2–5)	Steve O'Neill	4–3	Chicago Cubs (10, 2–8)	Charlie Grimm
1946	St. Louis Cardinals (9, 6–3)	Eddie Dyer	4–3	Boston Red Sox (6, 5–1)	Joe Cronin
1947	New York Yankees (15, 11–4)	Bucky Harris	4–3	Brooklyn Dodgers (4, 0–4)	Burt Shotton
1948	Cleveland Indians (2, 2–0)	Lou Boudreau	4–2	Boston Braves (2, 1–1)	Billy Southworth
1949	New York Yankees (16, 12–4)	Casey Stengel	4–1	Brooklyn Dodgers (5, 0–5)	Burt Shotton
1950	New York Yankees (17, 13–4)	Casey Stengel	4–0	Philadelphia Phillies (2, 0–2)	Eddie Sawyer
1951	New York Yankees (18, 14–4)	Casey Stengel	4–2	New York Giants (13, 4–9)	Leo Durocher
1952	New York Yankees (19, 15–4)	Casey Stengel	4–3	Brooklyn Dodgers (6, 0–6)	Charlie Dressen
1953	New York Yankees (20, 16–4)	Casey Stengel	4–2	Brooklyn Dodgers (7, 0–7)	Charlie Dressen
1954	New York Giants (14, 5–9)	Leo Durocher	4–0	Cleveland Indians (3, 2–1)	Al Lopez
1955	Brooklyn Dodgers (8, 1–7)	Walter Alston	4–3	New York Yankees (21, 16–5)	Casey Stengel
1956	New York Yankees (22, 17–5)	Casey Stengel	4–3	Brooklyn Dodgers (9, 1–8)	Walter Alston
1957	Milwaukee Braves (3, 2–1)	Fred Haney	4–3	New York Yankees (23, 17–6)	Casey Stengel
1958	New York Yankees (24, 18–6)	Casey Stengel	4–3	Milwaukee Braves (4, 2–2)	Fred Haney
1959	Los Angeles Dodgers (10, 2–8)	Walter Alston	4–2	Chicago White Sox (4, 2–2)	Al Lopez
1960	Pittsburgh Pirates (5, 3–2)	Danny Murtaugh	4–3	New York Yankees (25, 18–7)	Casey Stengel
1961	New York Yankees (26, 19–7)	Ralph Houk	4–1	Cincinnati Reds (4, 2–2)	Fred Hutchinson
1962	New York Yankees (27, 20–7)	Ralph Houk	4–3	San Francisco Giants (15, 5–10)	Alvin Dark
1963	Los Angeles Dodgers (11, 3–8)	Walter Alston	4–0	New York Yankees (28, 20–8)	Ralph Houk
1964	St. Louis Cardinals (10, 7–3)	Johnny Keane	4–3	New York Yankees (29, 20–9)	Yogi Berra
1965	Los Angeles Dodgers (12, 4–8)	Walter Alston	4–3	Minnesota Twins (4, 1–3)	Sam Mele
1966	Baltimore Orioles (2, 1–1)	Hank Bauer	4–0	Los Angeles Dodgers (13, 4–9)	Walter Alston
1967	St. Louis Cardinals (11, 8–3)	Red Schoendienst	4–3	Boston Red Sox (7, 5–2)	Dick Williams
1968	Detroit Tigers (8, 3–5)	Mayo Smith	4–3	St. Louis Cardinals (12, 8–4)	Red Schoendienst
1969	New York Mets (1, 1–0)	Earl Hodges	4–1	Baltimore Orioles (3, 1–2)	Earl Weaver
1970	Baltimore Orioles (4, 2–2)	Earl Weaver	4–1	Cincinnati Reds (5, 2–3)	Sparky Anderson
1971	Pittsburgh Pirates (6, 4–2)	Danny Murtaugh	4–3	Baltimore Orioles (5, 2–3)	Earl Weaver
1972	Oakland Athletics (9, 6–3)	Dick Williams	4–3	Cincinnati Reds (6, 2–4)	Sparky Anderson
1973	Oakland Athletics (10, 7–3)	Dick Williams	4–3	New York Mets (2, 1–1)	Yogi Berra
1974	Oakland Athletics (11, 8–3)	Alvin Dark	4–1	Los Angeles Dodgers (14, 4–10)	Walter Alston
1975	Cincinnati Reds (7, 3–4)	Sparky Anderson	4–3	Boston Red Sox (8, 5–3)	Darrell Johnson
1976	Cincinnati Reds (8, 4–4)	Sparky Anderson	4–0	New York Yankees (30, 20–10)	Billy Martin
1977	New York Yankees (31, 21–10)	Billy Martin	4–2	Los Angeles Dodgers (15, 4–11)	Tommy Lasorda
1978	New York Yankees (32, 22–10)	Bob Lemon	4–2	Los Angeles Dodgers (16, 4–12)	Tommy Lasorda
1979	Pittsburgh Pirates (7, 5–2)	Chuck Tanner	4–3	Baltimore Orioles (6, 2–4)	Earl Weaver
1980	Philadelphia Phillies (3, 1–2)	Dallas Green	4–2	Kansas City Royals (1, 0–1)	Jim Frey
1981	Los Angeles Dodgers (17, 5–12)	Tommy Lasorda	4–2	New York Yankees (33, 22–11)	Bob Lemon
1982	St. Louis Cardinals (13, 9–4)	Whitey Herzog	4–3	Milwaukee Brewers[L1] (1, 0–1)	Harvey Kuenn
1983	Baltimore Orioles (7, 3–4)	Joe Altobelli	4–1	Philadelphia Phillies (4, 1–3)	Paul Owens
1984	Detroit Tigers (9, 4–5)	Sparky Anderson	4–1	San Diego Padres (1, 0–1)	Dick Williams
1985	Kansas City Royals (2, 1–1)	Dick Howser	4–3	St. Louis Cardinals (14, 9–5)	Whitey Herzog
1986	New York Mets (3, 2–1)	Davey Johnson	4–3	Boston Red Sox (9, 5–4)	John McNamara
1987	Minnesota Twins (5, 2–3)	Tom Kelly	4–3	St. Louis Cardinals (15, 9–6)	Whitey Herzog
1988	Los Angeles Dodgers (18, 6–12)	Tommy Lasorda	4–1	Oakland Athletics (12, 8–4)	Tony La Russa
1989	Oakland Athletics (13, 9–4)	Tony La Russa	4–0	San Francisco Giants (16, 5–11)	Roger Craig
1990	Cincinnati Reds (9, 5–4)	Lou Piniella	4–0	Oakland Athletics (14, 9–5)	Tony La Russa
1991	Minnesota Twins (6, 3–3)	Tom Kelly	4–3	Atlanta Braves (5, 2–3)	Bobby Cox

1992	Toronto Blue Jays (1, 1-0)	Cito Gaston	4-2	Atlanta Braves (6, 2-4)	Bobby Cox
1993	Toronto Blue Jays (2, 2-0)	Cito Gaston	4-2	Philadelphia Phillies (5, 1-4)	Jim Fregosi
1994	No World Series due to a players' strike				
1995	Atlanta Braves (7, 3-4)	Bobby Cox	4-2	Cleveland Indians (4, 2-2)	Mike Hargrove
1996	New York Yankees (34, 23-11)	Joe Torre	4-2	Atlanta Braves (8, 3-5)	Bobby Cox
1997	Florida Marlins[W] (1, 1-0)	Jim Leyland	4-3	Cleveland Indians (5, 2-3)	Mike Hargrove
1998	New York Yankees (35, 24-11)	Joe Torre	4-0	San Diego Padres (2, 0-2)	Bruce Bochy
1999	New York Yankees (36, 25-11)	Joe Torre	4-0	Atlanta Braves (9, 3-6)	Bobby Cox
2000	New York Yankees (37, 26-11)	Joe Torre	4-1	New York Mets[W] (4, 2-2)	Bobby Valentine
2001	Arizona Diamondbacks (1, 1-0)	Bob Brenly	4-3	New York Yankees (38, 26-12)	Joe Torre
2002	Anaheim Angels[W] (1, 1-0)	Mike Scioscia	4-3	San Francisco Giants[W] (17, 5-12)	Dusty Baker
2003	Florida Marlins[W] (2, 2-0)	Jack McKeon	4-2	New York Yankees (39, 26-13)	Joe Torre
2004	Boston Red Sox[W] (10, 6-4)	Terry Francona	4-0	St. Louis Cardinals (16, 9-7)	Tony La Russa
2005	Chicago White Sox (5, 3-2)	Ozzie Guillén	4-0	Houston Astros[W] [L2] (1, 0-1)	Phil Garner
2006	St. Louis Cardinals (17, 10-7)	Tony La Russa	4-1	Detroit Tigers[W] (10, 4-6)	Jim Leyland
2007	Boston Red Sox (11, 7-4)	Terry Francona	4-0	Colorado Rockies[W] (1, 0-1)	Clint Hurdle
2008	Philadelphia Phillies (6, 2-4)	Charlie Manuel	4-1	Tampa Bay Rays (1, 0-1)	Joe Maddon
2009	New York Yankees (40, 27-13)	Joe Girardi	4-2	Philadelphia Phillies (7, 2-5)	Charlie Manuel
2010	San Francisco Giants (18, 6-12)	Bruce Bochy	4-1	Texas Rangers (1, 0-1)	Ron Washington
2011	St. Louis Cardinals[W] (18, 11-7)	Tony La Russa	4-3	Texas Rangers (2, 0-2)	Ron Washington
2012	San Francisco Giants (19, 7-12)	Bruce Bochy	4-0	Detroit Tigers (11, 4-7)	Jim Leyland
2013	Boston Red Sox (12, 8-4)	John Farrell	4-2	St. Louis Cardinals (19, 11-8)	Mike Matheny
2014	San Francisco Giants[W] (20, 8-12)	Bruce Bochy	4-3	Kansas City Royals[W] (3, 1-2)	Ned Yost
2015	Kansas City Royals (4, 2-2)	Ned Yost	4-1	New York Mets (5, 2-3)	Terry Collins
2016	Chicago Cubs (11, 3-8)	Joe Maddon	4-3	Cleveland Indians (6, 2-4)	Terry Francona
2017	Houston Astros[L2] (2, 1-1)	A. J. Hinch	4-3	Los Angeles Dodgers (19, 6-13)	Dave Roberts
2018	Boston Red Sox (13, 9-4)	Alex Cora	4-1	Los Angeles Dodgers (20, 6-14)	Dave Roberts
2019	Washington Nationals[W] (1, 1-0)	Dave Martinez	4-3	Houston Astros (3, 1-2)	A. J. Hinch
2020	Los Angeles Dodgers (21, 7-14)	Dave Roberts	4-2	Tampa Bay Rays (2, 0-2)	Kevin Cash
2021	Atlanta Braves (10, 4-6)	Brian Snitker	4-2	Houston Astros[L2] (4, 1-3)	Dusty Baker
2022	Houston Astros[L2] (5, 2-3)	Dusty Baker	4-2	Philadelphia Phillies[W] (8, 2-6)	Rob Thomson
2023	Texas Rangers[W] (3, 1-2)	Bruce Bochy	4-1	Arizona Diamondbacks[W] (2, 1-1)	Torey Lovullo

https://en.wikipedia.org/wiki/World_Series_Most_Valuable_Player_Award

Year	Player	Team	Position (*-LCS MVP; ^-multiple; \$-losing team)
1955	Johnny Podres	Brooklyn Dodgers	Starting pitcher
1956	Don Larsen	New York Yankees	Starting pitcher
1957	Lew Burdette	Milwaukee Braves	Starting pitcher
1958	Bob Turley	New York Yankees	Pitcher
1959	Larry Sherry	Los Angeles Dodgers	Relief pitcher
1960	Bobby Richardson	New York Yankees	Second baseman
1961	Whitey Ford	New York Yankees	Starting pitcher
1962	Ralph Terry	New York Yankees	Starting pitcher
1963	Sandy Koufax	Los Angeles Dodgers	Starting pitcher
1964	Bob Gibson	St. Louis Cardinals	Starting pitcher
1965	Sandy Koufax (2)	Los Angeles Dodgers	Starting pitcher
1966	Frank Robinson	Baltimore Orioles	Outfielder
1967	Bob Gibson (2)	St. Louis Cardinals	Starting pitcher
1968	Mickey Lolich	Detroit Tigers	Starting pitcher
1969	Donn Clendenon	New York Mets	First baseman
1970	Brooks Robinson	Baltimore Orioles	Third baseman
1971	Roberto Clemente	Pittsburgh Pirates	Outfielder
1972	Gene Tenace	Oakland Athletics	Catcher
1973	Reggie Jackson	Oakland Athletics	Outfielder
1974	Rollie Fingers	Oakland Athletics	Relief pitcher
1975	Pete Rose	Cincinnati Reds	Third baseman
1976	Johnny Bench	Cincinnati Reds	Catcher
1977	Reggie Jackson (2)	New York Yankees	Outfielder
1978	Bucky Dent	New York Yankees	Shortstop
1979*	Willie Stargell	Pittsburgh Pirates	First baseman
1980	Mike Schmidt	Philadelphia Phillies	Third baseman
1981^	Ron Cey	Los Angeles Dodgers	Third baseman
1981^	Pedro Guerrero	Los Angeles Dodgers	Outfielder
1981^	Steve Yeager	Los Angeles Dodgers	Catcher
1982*	Darrell Porter	St. Louis Cardinals	Catcher
1983	Rick Dempsey	Baltimore Orioles	Catcher
1984	Alan Trammell	Detroit Tigers	Shortstop
1985	Bret Saberhagen	Kansas City Royals	Starting pitcher
1986	Ray Knight	New York Mets	Third baseman
1987	Frank Viola	Minnesota Twins	Starting pitcher
1988*	Orel Hershiser	Los Angeles Dodgers	Starting pitcher
1989	Dave Stewart	Oakland Athletics	Starting pitcher
1990	José Rijo	Cincinnati Reds	Starting pitcher
1991	Jack Morris	Minnesota Twins	Starting pitcher
1992	Pat Borders	Toronto Blue Jays	Catcher
1993	Paul Molitor	Toronto Blue Jays	Designated hitter, first baseman, third baseman
1994	Series cancelled due to player's strike		
1995	Tom Glavine	Atlanta Braves	Starting pitcher
1996	John Wetteland	New York Yankees	Relief pitcher
1997*	Liván Hernández	Florida Marlins	Starting pitcher
1998	Scott Brosius	New York Yankees	Third baseman
1999	Mariano Rivera	New York Yankees	Relief pitcher
2000	Derek Jeter	New York Yankees	Shortstop
2001^	Randy Johnson	Arizona Diamondbacks	Pitcher
2001^	Curt Schilling	Arizona Diamondbacks	Starting pitcher
2002	Troy Glaus	Anaheim Angels	Third baseman
2003	Josh Beckett	Florida Marlins	Starting pitcher
2004	Manny Ramirez	Boston Red Sox	Outfielder
2005	Jermaine Dye	Chicago White Sox	Outfielder
2006	David Eckstein	St. Louis Cardinals	Shortstop
2007	Mike Lowell	Boston Red Sox	Third baseman
2008*	Cole Hamels	Philadelphia Phillies	Starting pitcher

2009	Hideki Matsui	New York Yankees	Designated hitter
2010	Edgar Rentería	San Francisco Giants	Shortstop
2011*	David Freese	St. Louis Cardinals	Third baseman
2012	Pablo Sandoval	San Francisco Giants	Third baseman
2013	David Ortiz	Boston Red Sox	Designated hitter
2014*	Madison Bumgarner	San Francisco Giants	Starting pitcher
2015	Salvador Pérez	Kansas City Royals	Catcher
2016	Ben Zobrist	Chicago Cubs	Outfielder
2017	George Springer	Houston Astros	Outfielder
2018	Steve Pearce	Boston Red Sox	First baseman
2019	Stephen Strasburg	Washington Nationals	Starting pitcher
2020	Corey Seager	Los Angeles Dodgers	Shortstop
2021	Jorge Soler	Atlanta Braves	Right fielder, designated hitter
2022*	Jeremy Peña	Houston Astros	Shortstop
2023	Corey Seager (2)	Texas Rangers	Shortstop

Three home runs in a single world series game:

Babe Ruth (LF) 1926 game 4, 1928 game 4

Reggie Jackson (RF) 1977 game 6

Albert Pujols (1B) 2011 game 3

Pablo Sandoval (3B) 2012 game 1

https://en.wikipedia.org/wiki/National_League_Championship_Series

Year	Winner	Loser	Record	Series MVP	Network
1969	New York Mets	Atlanta Braves	3-0		NBC
1970	Cincinnati Reds	Pittsburgh Pirates	3-0		NBC
1971	Pittsburgh Pirates	San Francisco Giants	3-1		NBC
1972	Cincinnati Reds	Pittsburgh Pirates	3-2		NBC
1973	New York Mets	Cincinnati Reds	3-2		NBC
1974	Los Angeles Dodgers	Pittsburgh Pirates	3-1		NBC
1975	Cincinnati Reds	Pittsburgh Pirates	3-0		NBC
1976	Cincinnati Reds	Philadelphia Phillies	3-0		ABC
1977	Los Angeles Dodgers	Philadelphia Phillies	3-1	Dusty Baker, Los Angeles	NBC
1978	Los Angeles Dodgers	Philadelphia Phillies	3-1	Steve Garvey, Los Angeles	ABC
1979	Pittsburgh Pirates	Cincinnati Reds	3-0	Willie Stargell, Pittsburgh	NBC
1980	Philadelphia Phillies	Houston Astros	3-2	Manny Trillo, Philadelphia	ABC
1981	Los Angeles Dodgers	Montreal Expos	3-2	Burt Hooton, Los Angeles	NBC
1982	St. Louis Cardinals	Atlanta Braves	3-0	Darrell Porter, St. Louis	ABC
1983	Philadelphia Phillies	Los Angeles Dodgers	3-1	Gary Matthews, Philadelphia	NBC
1984	San Diego Padres	Chicago Cubs	3-2	Steve Garvey, San Diego	ABC
1985	St. Louis Cardinals	Los Angeles Dodgers	4-2	Ozzie Smith, St. Louis	NBC
1986	New York Mets	Houston Astros	4-2	Mike Scott, Houston*	ABC
1987	St. Louis Cardinals	San Francisco Giants	4-3	Jeffrey Leonard, San Francisco*	NBC
1988	Los Angeles Dodgers	New York Mets	4-3	Orel Hershiser, Los Angeles	ABC
1989	San Francisco Giants	Chicago Cubs	4-1	Will Clark, San Francisco	NBC
1990	Cincinnati Reds	Pittsburgh Pirates	4-2	Rob Dibble and Randy Myers, Cincinnati	CBS
1991	Atlanta Braves	Pittsburgh Pirates	4-3	Steve Avery, Atlanta	CBS
1992	Atlanta Braves	Pittsburgh Pirates	4-3	John Smoltz, Atlanta	CBS
1993	Philadelphia Phillies	Atlanta Braves	4-2	Curt Schilling, Philadelphia	CBS
1994	Series cancelled[3]	-	-	-	-
1995	Atlanta Braves	Cincinnati Reds	4-0	Mike Devereaux, Atlanta	ABC/NBC
1996	Atlanta Braves	St. Louis Cardinals	4-3	Javy López, Atlanta	Fox
1997	Florida Marlins wc	Atlanta Braves	4-2	Liván Hernández, Florida	NBC
1998	San Diego Padres	Atlanta Braves	4-2	Sterling Hitchcock, San Diego	Fox
1999	Atlanta Braves	New York Mets wc	4-2	Eddie Pérez, Atlanta	NBC
2000	New York Mets wc	St. Louis Cardinals	4-1	Mike Hampton, New York	Fox
2001	Arizona Diamondbacks	Atlanta Braves	4-1	Craig Counsell, Arizona	Fox
2002	San Francisco Giants wc	St. Louis Cardinals	4-1	Benito Santiago, San Francisco	Fox
2003	Florida Marlins wc	Chicago Cubs	4-3	Iván Rodríguez, Florida	Fox
2004	St. Louis Cardinals	Houston Astros wc	4-3	Albert Pujols, St. Louis	Fox
2005	Houston Astros wc	St. Louis Cardinals	4-2	Roy Oswalt, Houston	Fox
2006	St. Louis Cardinals	New York Mets	4-3	Jeff Suppan, St. Louis	Fox
2007	Colorado Rockies wc	Arizona Diamondbacks	4-0	Matt Holliday, Colorado	TBS
2008	Philadelphia Phillies	Los Angeles Dodgers	4-1	Cole Hamels, Philadelphia	Fox
2009	Philadelphia Phillies	Los Angeles Dodgers	4-1	Ryan Howard, Philadelphia	TBS
2010	San Francisco Giants	Philadelphia Phillies	4-2	Cody Ross, San Francisco	Fox
2011	St. Louis Cardinals wc	Milwaukee Brewers	4-2	David Freese, St. Louis	TBS
2012	San Francisco Giants	St. Louis Cardinals wc	4-3	Marco Scutaro, San Francisco	Fox
2013	St. Louis Cardinals	Los Angeles Dodgers	4-2	Michael Wacha, St. Louis	TBS
2014	San Francisco Giantswc	St. Louis Cardinals	4-1	Madison Bumgarner, San Francisco	Fox/FS1
2015	New York Mets	Chicago Cubswc	4-0	Daniel Murphy, New York	TBS
2016	Chicago Cubs	Los Angeles Dodgers	4-2	Javier Báez and Jon Lester, Chicago	FS1
2017	Los Angeles Dodgers	Chicago Cubs	4-1	Chris Taylor and Justin Turner, Los Angeles	TBS
2018	Los Angeles Dodgers	Milwaukee Brewers	4-3	Cody Bellinger, Los Angeles	Fox/FS1
2019	Washington Nationalswc	St. Louis Cardinals	4-0	Howie Kendrick, Washington	TBS
2020	Los Angeles Dodgers	Atlanta Braves	4-3	Corey Seager, Los Angeles	
2021	Atlanta Braves	Los Angeles Dodgers	4-2	Eddie Rosario, Atlanta	
2022	Philadelphia Phillies	San Diego Padres	4-1	Bryce Harper, Philadelphia	
2023	Arizona Diamondbacks	Philadelphia Phillies	4-3	Ketel Marte, Arizona	

https://en.wikipedia.org/wiki/American_League_Championship_Series

Year	Winner	Loser	Record	Series MVP	Network
1969	Baltimore Orioles	Minnesota Twins	3-0		NBC
1970	Baltimore Orioles	Minnesota Twins	3-0		NBC
1971	Baltimore Orioles	Oakland Athletics	3-0		NBC
1972	Oakland Athletics	Detroit Tigers	3-2		NBC
1973	Oakland Athletics	Baltimore Orioles	3-2		NBC
1974	Oakland Athletics	Baltimore Orioles	3-1		NBC
1975	Boston Red Sox	Oakland Athletics	3-0		NBC
1976	New York Yankees	Kansas City Royals	3-2		ABC
1977	New York Yankees	Kansas City Royals	3-2		NBC
1978	New York Yankees	Kansas City Royals	3-1		ABC
1979	Baltimore Orioles	California Angels	3-1		NBC
1980	Kansas City Royals	New York Yankees	3-0	Frank White, Kansas City	ABC

1981	New York Yankees	Oakland Athletics	3-0	Graig Nettles, New York	NBC
1982	Milwaukee Brewers	California Angels	3-2	Fred Lynn, California*	ABC
1983	Baltimore Orioles	Chicago White Sox	3-1	Mike Boddicker, Baltimore	NBC
1984	Detroit Tigers	Kansas City Royals	3-0	Kirk Gibson, Detroit	ABC
1985	Kansas City Royals	Toronto Blue Jays	4-3	George Brett, Kansas City	NBC
1986	Boston Red Sox	California Angels	4-3	Marty Barrett, Boston	ABC
1987	Minnesota Twins	Detroit Tigers	4-1	Gary Gaetti, Minnesota	NBC
1988	Oakland Athletics	Boston Red Sox	4-0	Dennis Eckersley, Oakland	ABC
1989	Oakland Athletics	Toronto Blue Jays	4-1	Rickey Henderson, Oakland	NBC
1990	Oakland Athletics	Boston Red Sox	4-0	Dave Stewart, Oakland	CBS
1991	Minnesota Twins	Toronto Blue Jays	4-1	Kirby Puckett, Minnesota	CBS
1992	Toronto Blue Jays	Oakland Athletics	4-2	Roberto Alomar, Toronto	CBS
1993	Toronto Blue Jays	Chicago White Sox	4-2	Dave Stewart, Toronto	CBS
1994	Series cancelled[3]	-	-		
1995	Cleveland Indians	Seattle Mariners	4-2	Orel Hershiser, Cleveland	ABC/NBC
1996	New York Yankees	Baltimore Orioles wc	4-1	Bernie Williams, New York	NBC
1997	Cleveland Indians	Baltimore Orioles	4-2	Marquis Grissom, Cleveland	Fox
1998	New York Yankees	Cleveland Indians	4-2	David Wells, New York	NBC
1999	New York Yankees	Boston Red Sox wc	4-1	Orlando Hernández, New York	Fox
2000	New York Yankees	Seattle Mariners wc	4-2	David Justice, New York	NBC
2001	New York Yankees	Seattle Mariners	4-1	Andy Pettitte, New York	Fox
2002	Anaheim Angels wc	Minnesota Twins	4-1	Adam Kennedy, Anaheim	Fox
2003	New York Yankees	Boston Red Sox wc	4-3	Mariano Rivera, New York	Fox
2004	Boston Red Sox wc	New York Yankees	4-3	David Ortiz, Boston	Fox
2005	Chicago White Sox	Los Angeles Angels	4-1	Paul Konerko, Chicago	Fox
2006	Detroit Tigers wc	Oakland Athletics	4-0	Plácido Polanco, Detroit	Fox
2007	Boston Red Sox	Cleveland Indians	4-3	Josh Beckett, Boston	Fox
2008	Tampa Bay Rays	Boston Red Sox wc	4-3	Matt Garza, Tampa Bay	TBS
2009	New York Yankees	Los Angeles Angels	4-2	CC Sabathia, New York	Fox
2010	Texas Rangers	New York Yankees wc	4-2	Josh Hamilton, Texas	TBS
2011	Texas Rangers	Detroit Tigers	4-2	Nelson Cruz, Texas	Fox
2012	Detroit Tigers	New York Yankees	4-0	Delmon Young, Detroit	TBS
2013	Boston Red Sox	Detroit Tigers	4-2	Koji Uehara, Boston	Fox
2014	Kansas City Royals wc	Baltimore Orioles	4-0	Lorenzo Cain, Kansas City	TBS
2015	Kansas City Royals	Toronto Blue Jays	4-2	Alcides Escobar, Kansas City	Fox/FS1
2016	Cleveland Indians	Toronto Blue Jays wc	4-1	Andrew Miller, Cleveland	TBS
2017	Houston Astros	New York Yankees wc	4-3	Justin Verlander, Houston	FS1/Fox
2018	Boston Red Sox	Houston Astros	4-1	Jackie Bradley Jr., Boston	TBS
2019	Houston Astros	New York Yankees	4-2	José Altuve, Houston	FS1/Fox
2020	Tampa Bay Rays	Houston Astros	4-3	Randy Arozarena, Tampa Bay	
2021	Houston Astros	Boston Red Sox	4-2	Yordan Álvarez, Houston	
2022	Houston Astros	New York Yankees	4-0	Jeremy Peña, Houston	
2023	Texas Rangers	Houston Astros	4-3	Adolis García, Texas	

https://en.wikipedia.org/wiki/National_League_Division_Series

Year	Winner	Loser	Wins	Losses
1981	Montreal Expos	Philadelphia Phillies	3	2
	Los Angeles Dodgers	Houston Astros	3	2
1995	Atlanta Braves	Colorado Rockieswc	3	1
	Cincinnati Reds	Los Angeles Dodgers	3	0
1996	Atlanta Braves	Los Angeles Dodgerswc	3	0
	St. Louis Cardinals	San Diego Padres	3	0
1997	Atlanta Braves	Houston Astros	3	0
	Florida Marlinswc	San Francisco Giants	3	0
1998	Atlanta Braves	Chicago Cubswc	3	0
	San Diego Padres	Houston Astros	3	1
1999	Atlanta Braves	Houston Astros	3	1
	New York Metswc	Arizona Diamondbacks	3	1
2000	St. Louis Cardinals	Atlanta Braves	3	0
	New York Metswc	San Francisco Giants	3	1
2001	Atlanta Braves	Houston Astros	3	0
	Arizona Diamondbacks	St. Louis Cardinalswc	3	2
2002	St. Louis Cardinals	Arizona Diamondbacks	3	0
	San Francisco Giantswc	Atlanta Braves	3	2
2003	Chicago Cubs	Atlanta Braves	3	2
	Florida Marlinswc	San Francisco Giants	3	1
2004	St. Louis Cardinals	Los Angeles Dodgers	3	1
	Houston Astroswc	Atlanta Braves	3	2
2005	St. Louis Cardinals	San Diego Padres	3	0
	Houston Astroswc	Atlanta Braves	3	1
2006	New York Mets	Los Angeles Dodgerswc	3	0
	St. Louis Cardinals	San Diego Padres	3	1
2007	Colorado Rockieswc	Philadelphia Phillies	3	0
	Arizona Diamondbacks	Chicago Cubs	3	0
2008	Los Angeles Dodgers	Chicago Cubs	3	0
	Philadelphia Phillies	Milwaukee Brewerswc	3	1
2009	Los Angeles Dodgers	St. Louis Cardinals	3	0
	Philadelphia Phillies	Colorado Rockieswc	3	1
2010	Philadelphia Phillies	Cincinnati Reds	3	0
	San Francisco Giants	Atlanta Braveswc	3	1
2011	St. Louis Cardinalswc	Philadelphia Phillies	3	2
	Milwaukee Brewers	Arizona Diamondbacks	3	2
2012	San Francisco Giants	Cincinnati Reds	3	2
	St. Louis Cardinalswc	Washington Nationals	3	2
2013	St. Louis Cardinals	Pittsburgh Pirateswc	3	2
	Los Angeles Dodgers	Atlanta Braves	3	1
2014	St. Louis Cardinals	Los Angeles Dodgers	3	1
	San Francisco Giantswc	Washington Nationals	3	1
2015	New York Mets	Los Angeles Dodgers	3	2
	Chicago Cubswc	St. Louis Cardinals	3	1
2016	Los Angeles Dodgers	Washington Nationals	3	2
	Chicago Cubs	San Francisco Giantswc	3	1

2017	Chicago Cubs	Washington Nationals	3	2
	Los Angeles Dodgers	Arizona Diamondbackswc	3	0
2018	Milwaukee Brewers	Colorado Rockieswc	3	0
	Los Angeles Dodgers	Atlanta Braves	3	1
2019	Washington Nationals	Los Angeles Dodgers	3	2
	St. Louis Cardinals	Atlanta Braves	3	2
2020	Atlanta Braves	Miami Marlins	3	0
	Los Angeles Dodgers	San Diego Padres	3	0
2021	Atlanta Braves	Milwaukee Brewers	3	1
	Los Angeles Dodgers	San Francisco Giants	3	2
2022	San Diego Padres	Los Angeles Dodgers	3	1
	Philadelphia Phillies	Atlanta Braves	3	1
2023	Philadelphia Phillies	Atlanta Braves	3	1
	Arizona Diamondbacks	Los Angeles Dodgers	3	0

https://en.wikipedia.org/wiki/American_League_Division_Series

Year	Winner	Loser	Wins	Losses
1981	New York Yankees	Milwaukee Brewers	3	2
	Oakland Athletics	Kansas City Royals	3	0
1995	Cleveland Indians	Boston Red Sox	3	0
	Seattle Mariners	New York Yankeeswc	3	2
1996	New York Yankees	Texas Rangers	3	1
	Baltimore Orioleswc	Cleveland Indians	3	1
1997	Baltimore Orioles	Seattle Mariners	3	1
	Cleveland Indians	New York Yankeeswc	3	2
1998	New York Yankees	Texas Rangers	3	0
	Cleveland Indians	Boston Red Soxwc	3	1
1999	New York Yankees	Texas Rangers	3	0
	Boston Red Soxwc	Cleveland Indians	3	2
2000	Seattle Marinerswc	Chicago White Sox	3	0
	New York Yankees	Oakland Athletics	3	2
2001	New York Yankees	Oakland Athleticswc	3	2
	Seattle Mariners	Cleveland Indians	3	2
2002	Minnesota Twins	Oakland Athletics	3	2
	Anaheim Angelswc	New York Yankees	3	1
2003	New York Yankees	Minnesota Twins	3	1
	Boston Red Soxwc	Oakland Athletics	3	2
2004	New York Yankees	Minnesota Twins	3	1
	Boston Red Soxwc	Anaheim Angels	3	0
2005	Chicago White Sox	Boston Red Soxwc	3	0
	Los Angeles Angels	New York Yankees	3	2
2006	Detroit Tigerswc	New York Yankees	3	1
	Oakland Athletics	Minnesota Twins	3	0
2007	Boston Red Sox	Los Angeles Angels	3	0
	Cleveland Indians	New York Yankeeswc	3	1
2008	Boston Red Soxwc	Los Angeles Angels	3	1
	Tampa Bay Rays	Chicago White Sox	3	1
2009	New York Yankees	Minnesota Twins	3	0
	Los Angeles Angels	Boston Red Soxwc	3	0
2010	Texas Rangers	Tampa Bay Rays	3	2
	New York Yankeeswc	Minnesota Twins	3	0
2011	Texas Rangers	Tampa Bay Rayswc	3	1
	Detroit Tigers	New York Yankees	3	2
2012	Detroit Tigers	Oakland Athletics	3	2
	New York Yankees	Baltimore Orioleswc	3	2
2013	Detroit Tigers	Oakland Athletics	3	2
	Boston Red Sox	Tampa Bay Rayswc	3	1
2014	Baltimore Orioles	Detroit Tigers	3	0
	Kansas City Royalswc	Los Angeles Angels	3	0
2015	Toronto Blue Jays	Texas Rangers	3	2
	Kansas City Royals	Houston Astroswc	3	2
2016	Cleveland Indians	Boston Red Sox	3	0
	Toronto Blue Jayswc	Texas Rangers	3	0
2017	Houston Astros	Boston Red Sox	3	1
	New York Yankeeswc	Cleveland Indians	3	2
2018	Houston Astros	Cleveland Indians	3	0
	Boston Red Sox	New York Yankeeswc	3	1
2019	New York Yankees	Minnesota Twins	3	0
	Houston Astros	Tampa Bay Rays	3	2
2020	Tampa Bay Rays	New York Yankees	3	2
	Houston Astros	Oakland Athletics	3	1
2021	Boston Red Sox	Tampa Bay Rays	3	1
	Houston Astros	Chicago White Sox	3	1
2022	Houston Astros	Seattle Mariners	3	0
	New York Yankees	Cleveland Guardians	3	2
2023	Texas Rangers	Baltimore Orioles	3	0
	Houston Astros	Minnesota Twins	3	1

https://en.wikipedia.org/wiki/Major_League_Baseball_division_winners

Year	AL East	AL West	NL East	NL West
1969	Baltimore	Minnesota	New York	Atlanta
1970	Baltimore	Minnesota	Pittsburgh	Cincinnati
1971	Baltimore	Oakland	Pittsburgh	San Francisco
1972	Detroit	Oakland	Pittsburgh	Cincinnati
1973	Baltimore	Oakland	New York	Cincinnati
1974	Baltimore	Oakland	Pittsburgh	Los Angeles
1975	Boston	Oakland	Pittsburgh	Cincinnati
1976	New York	Kansas City	Philadelphia	Cincinnati
1977	New York	Kansas City	Philadelphia	Los Angeles
1978	New York	Kansas City	Philadelphia	Los Angeles
1979	Baltimore	California	Pittsburgh	Cincinnati
1980	New York	Kansas City	Philadelphia	Houston
1981	New York&Milwaukee	Oakland&Kansas City	Philadelphia&Montreal	Los Angeles&Houston

1982	Milwaukee	California	St. Louis	Atlanta		
1983	Baltimore	Chicago	Philadelphia	Los Angeles		
1984	Detroit	Kansas City	Chicago	San Diego		
1985	Toronto	Kansas City	St. Louis	Los Angeles		
1986	Boston	California	New York	Houston		
1987	Detroit	Minnesota	St. Louis	San Francisco		
1988	Boston	Oakland	New York	Los Angeles		
1989	Toronto	Oakland	Chicago	San Francisco		
1990	Boston	Oakland	Pittsburgh	Cincinnati		
1991	Toronto	Minnesota	Pittsburgh	Atlanta		
1992	Toronto	Oakland	Pittsburgh	Atlanta		
1993	Toronto	Chicago	Philadelphia	Atlanta		
Year	AL East	AL Central	AL West	NL East	NL Central	NL West
1994	New York	Chicago	Texas	Montreal	Cincinnati	Los Angeles
1995	Boston	Cleveland	Seattle	Atlanta	Cincinnati	Los Angeles
1996	New York	Cleveland	Texas	Atlanta	St. Louis	San Diego
1997	Baltimore	Cleveland	Seattle	Atlanta	Houston	San Francisco
1998	New York	Cleveland	Texas	Atlanta	Houston	San Diego
1999	New York	Cleveland	Texas	Atlanta	Houston	Arizona
2000	New York	Chicago	Oakland	Atlanta	St. Louis	San Francisco
2001	New York	Cleveland	Seattle	Atlanta	Houston	Arizona
2002	New York	Minnesota	Oakland	Atlanta	St. Louis	Arizona
2003	New York	Minnesota	Oakland	Atlanta	Chicago	San Francisco
2004	New York	Minnesota	Anaheim	Atlanta	St. Louis	Los Angeles
2005	New York	Chicago	Los Angeles	Atlanta	St. Louis	San Diego
2006	New York	Minnesota	Oakland	New York	St. Louis	San Diego
2007	Boston	Cleveland	Los Angeles	Philadelphia	Chicago	Arizona
2008	Tampa Bay	Chicago	Los Angeles	Philadelphia	Chicago	Los Angeles
2009	New York	Minnesota	Los Angeles	Philadelphia	St. Louis	Los Angeles
2010	Tampa Bay	Minnesota	Texas	Philadelphia	Cincinnati	San Francisco
2011	New York	Detroit	Texas	Philadelphia	Milwaukee	Arizona
2012	New York	Detroit	Oakland	Washington	Cincinnati	San Francisco
2013	Boston	Detroit	Oakland	Atlanta	St. Louis	Los Angeles
2014	Baltimore	Detroit	Los Angeles	Washington	St. Louis	Los Angeles
2015	Toronto	Kansas City	Texas	New York	St. Louis	Los Angeles
2016	Boston	Cleveland	Texas	Washington	Chicago	Los Angeles
2017	Boston	Cleveland	Houston	Washington	Chicago	Los Angeles
2018	Boston	Cleveland	Houston	Atlanta	Milwaukee	Los Angeles
2019	New York	Minnesota	Houston	Atlanta	St. Louis	Los Angeles
2020	Tampa Bay	Minnesota	Oakland	Atlanta	Chicago	Los Angeles
2021	Tampa Bay	Chicago	Houston	Atlanta	Milwaukee	San Francisco
2022	New York	Cleveland	Houston	Atlanta	St. Louis	Los Angeles
2023	Baltimore	Minnesota	Houston	Atlanta	Milwaukee	Los Angeles

Washington (NL)

Wild card winners

Year	AL	NL
1994	Cleveland	Atlanta
1995	New York	Colorado
1996	Baltimore	Los Angeles
1997	New York	Florida
1998	Boston	Chicago
1999	Boston	New York
2000	Seattle	New York
2001	Oakland	St. Louis
2002	Anaheim	San Francisco
2003	Boston	Florida
2004	Boston	Houston
2005	Boston	Houston
2006	Detroit	Los Angeles
2007	New York	Colorado
2008	Boston	Milwaukee
2009	Boston	Colorado
2010	New York	Atlanta
2011	Tampa Bay	St. Louis

Wild Card Game (WINNER)

Year	AL Host	AL Visitor	NL Host	NL Visitor
2012	Texas	BALTIMORE	Atlanta	ST. LOUIS
2013	Cleveland	TAMPA BAY	PITTSBURGH	Cincinnati
2014	KANSAS CITY	Oakland	Pittsburgh	SAN FRANCISCO
2015	New York	HOUSTON	Pittsburgh	CHICAGO
2016	TORONTO	Baltimore	New York	SAN FRANCISCO
2017	NEW YORK	Minnesota	ARIZONA	Colorado
2018	NEW YORK	Oakland	Chicago	COLORADO
2019	Oakland	TAMPA BAY	WASHINGTON	Milwaukee
2020	Format not used			
2021	BOSTON	New York	LOS ANGELES	St. Louis

Three Wild Cards (2022-present)

Year	AL #1	AL #2	AL #3	NL #1	NL #2	NL #3
2022	Toronto	Seattle	Tampa Bay	New York	San Diego	Philadelphia
2023	Tampa Bay	Texas	Toronto	Philadelphia	Miami	Arizona

https://en.wikipedia.org/wiki/Wild_Card_Series

American League Wild Card Series

Year	Higher seeded team	Games	Lower seeded team
2020	Tampa Bay Rays E1	2-0	Toronto Blue Jays WC
	Oakland Athletics W1	2-1	Chicago White Sox WC
	Minnesota Twins C1	0-2	Houston Astros W2
	Cleveland Indians C2	0-2	New York Yankees E2
2022	Cleveland Guardians C1	2-0	Tampa Bay Rays WC
	Toronto Blue Jays WC	0-2	Seattle Mariners WC
2023	Minnesota Twins C1	2-0	Toronto Blue Jays WC
	Tampa Bay Rays WC	0-2	Texas Rangers WC

National League Wild Card Series

Year	Higher seeded team	Games	Lower seeded team
2020	Los Angeles Dodgers W1	2-0	Milwaukee Brewers WC
	Atlanta Braves E1	2-0	Cincinnati Reds WC
	Chicago Cubs C1	0-2	Miami Marlins E2
2022	San Diego Padres W2	2-1	St. Louis Cardinals C2
	St. Louis Cardinals C1	0-2	Philadelphia Phillies WC
	New York Mets WC	1-2	San Diego Padres WC
2023	Milwaukee Brewers C1	0-2	Arizona Diamondbacks WC
	Philadelphia Phillies WC 2-0		Miami Marlins WC

https://en.wikipedia.org/wiki/Major_League_Baseball_Most_Valuable_Player_Award

1931	Lefty Grove	Philadelphia Athletics	LHP	Frankie Frisch	St. Louis Cardinals	2B
1932	Jimmie Foxx	Philadelphia Athletics	1B	Chuck Klein	Philadelphia Phillies	OF
1933	Jimmie Foxx	Philadelphia Athletics	1B	Carl Hubbell	New York Giants	LHP
1934	Mickey Cochrane	Detroit Tigers	C	Dizzy Dean	St. Louis Cardinals	RHP
1935	Hank Greenberg	Detroit Tigers	1B	Gabby Hartnett	Chicago Cubs	C
1936	Lou Gehrig	New York Yankees	1B	Carl Hubbell	New York Giants	LHP
1937	Charlie Gehringer	Detroit Tigers	2B	Joe Medwick	St. Louis Cardinals	OF
1938	Jimmie Foxx	Boston Red Sox	1B	Ernie Lombardi	Cincinnati Reds	C
1939	Joe DiMaggio	New York Yankees	OF	Bucky Walters	Cincinnati Reds	RHP
1940	Hank Greenberg	Detroit Tigers	OF	Frank McCormick	Cincinnati Reds	1B
1941	Joe DiMaggio	New York Yankees	OF	Dolph Camilli	Brooklyn Dodgers	1B
1942	Joe Gordon	New York Yankees	2B	Mort Cooper	St. Louis Cardinals	RHP
1943	Spud Chandler	New York Yankees	RHP	Stan Musial	St. Louis Cardinals	OF
1944	Hal Newhouser	Detroit Tigers	LHP	Marty Marion	St. Louis Cardinals	SS
1945	Hal Newhouser	Detroit Tigers	LHP	Phil Cavarretta	Chicago Cubs	1B
1946	Ted Williams	Boston Red Sox	OF	Stan Musial	St. Louis Cardinals	1B
1947	Joe DiMaggio	New York Yankees	OF	Bob Elliott	Boston Braves	3B
1948	Lou Boudreau	Cleveland Indians	SS	Stan Musial	St. Louis Cardinals	OF
1949	Ted Williams	Boston Red Sox	OF	Jackie Robinson	Brooklyn Dodgers	2B
1950	Phil Rizzuto	New York Yankees	SS	Jim Konstanty	Philadelphia Phillies	RHP
1951	Yogi Berra	New York Yankees	C	Roy Campanella	Brooklyn Dodgers	C
1952	Bobby Shantz	Philadelphia Athletics	LHP	Hank Sauer	Chicago Cubs	OF
1953	Al Rosen	Cleveland Indians	3B	Roy Campanella	Brooklyn Dodgers	C
1954	Yogi Berra	New York Yankees	C	Willie Mays	New York Giants	OF
1955	Yogi Berra	New York Yankees	C	Roy Campanella	Brooklyn Dodgers	C
1956	Mickey Mantle	New York Yankees	OF	Don Newcombe	Brooklyn Dodgers	RHP
1957	Mickey Mantle	New York Yankees	OF	Hank Aaron	Milwaukee Braves	OF
1958	Jackie Jensen	Boston Red Sox	OF	Ernie Banks	Chicago Cubs	SS
1959	Nellie Fox	Chicago White Sox	2B	Ernie Banks	Chicago Cubs	SS
1960	Roger Maris	New York Yankees	OF	Dick Groat	Pittsburgh Pirates	SS
1961	Roger Maris	New York Yankees	OF	Frank Robinson	Cincinnati Reds	OF
1962	Mickey Mantle	New York Yankees	OF	Maury Wills	Los Angeles Dodgers	SS
1963	Elston Howard	New York Yankees	C	Sandy Koufax	Los Angeles Dodgers	LHP
1964	Brooks Robinson	Baltimore Orioles	3B	Ken Boyer	St. Louis Cardinals	3B
1965	Zoilo Versalles	Minnesota Twins	SS	Willie Mays	San Francisco Giants	OF
1966	Frank Robinson	Baltimore Orioles	OF	Roberto Clemente	Pittsburgh Pirates	OF
1967	Carl Yastrzemski	Boston Red Sox	OF	Orlando Cepeda	St. Louis Cardinals	1B
1968	Denny McLain	Detroit Tigers	RHP	Bob Gibson	St. Louis Cardinals	RHP
1969	Harmon Killebrew	Minnesota Twins	3B	Willie McCovey	San Francisco Giants	1B
1970	Boog Powell	Baltimore Orioles	1B	Johnny Bench	Cincinnati Reds	C
1971	Vida Blue	Oakland Athletics	LHP	Joe Torre[c]	St. Louis Cardinals	3B
1972	Dick Allen	Chicago White Sox	1B	Johnny Bench	Cincinnati Reds	C
1973	Reggie Jackson	Oakland Athletics	OF	Pete Rose	Cincinnati Reds	OF
1974	Jeff Burroughs	Texas Rangers	OF	Steve Garvey	Los Angeles Dodgers	1B
1975	Fred Lynn	Boston Red Sox	OF	Joe Morgan	Cincinnati Reds	2B
1976	Thurman Munson	New York Yankees	C	Joe Morgan	Cincinnati Reds	2B
1977	Rod Carew	Minnesota Twins	1B	George Foster	Cincinnati Reds	OF
1978	Jim Rice	Boston Red Sox	OF	Dave Parker	Pittsburgh Pirates	OF
1979	Don Baylor	California Angels	LF/DH	Keith Hernandez	St. Louis Cardinals	1B
				Willie Stargell	Pittsburgh Pirates	1B
1980	George Brett	Kansas City Royals	3B	Mike Schmidt	Philadelphia Phillies	3B
1981	Rollie Fingers	Milwaukee Brewers	RHP	Mike Schmidt	Philadelphia Phillies	3B
1982	Robin Yount	Milwaukee Brewers	SS	Dale Murphy	Atlanta Braves	OF
1983	Cal Ripken, Jr.	Baltimore Orioles	SS	Dale Murphy	Atlanta Braves	OF
1984	Willie Hernández	Detroit Tigers	LHP	Ryne Sandberg	Chicago Cubs	2B
1985	Don Mattingly	New York Yankees	1B	Willie McGee	St. Louis Cardinals	OF
1986	Roger Clemens	Boston Red Sox	RHP	Mike Schmidt	Philadelphia Phillies	3B
1987	George Bell	Toronto Blue Jays	OF	Andre Dawson	Chicago Cubs	OF
1988	Jose Canseco	Oakland Athletics	OF	Kirk Gibson	Los Angeles Dodgers	OF
1989	Robin Yount	Milwaukee Brewers	OF	Kevin Mitchell	San Francisco Giants	OF
1990	Rickey Henderson	Oakland Athletics	OF	Barry Bonds	Pittsburgh Pirates	OF
1991	Cal Ripken, Jr.	Baltimore Orioles	SS	Terry Pendleton	Atlanta Braves	3B
1992	Dennis Eckersley	Oakland Athletics	RHP	Barry Bonds	Pittsburgh Pirates	OF
1993	Frank Thomas	Chicago White Sox	1B	Barry Bonds	San Francisco Giants	OF
1994	Frank Thomas	Chicago White Sox	1B	Jeff Bagwell	Houston Astros	1B
1995	Mo Vaughn	Boston Red Sox	1B	Barry Larkin	Cincinnati Reds	SS
1996	Juan González	Texas Rangers	OF	Ken Caminiti	San Diego Padres	3B
1997	Ken Griffey, Jr.	Seattle Mariners	OF	Larry Walker	Colorado Rockies	OF
1998	Juan González	Texas Rangers	OF	Sammy Sosa	Chicago Cubs	OF
1999	Iván Rodríguez	Texas Rangers	C	Chipper Jones	Atlanta Braves	3B
2000	Jason Giambi	Oakland Athletics	1B	Jeff Kent	San Francisco Giants	2B
2001	Ichiro Suzuki	Seattle Mariners	OF	Barry Bonds	San Francisco Giants	OF
2002	Miguel Tejada	Oakland Athletics	SS	Barry Bonds	San Francisco Giants	OF
2003	Alex Rodríguez	Texas Rangers	SS	Barry Bonds	San Francisco Giants	OF
2004	Vladimir Guerrero	Anaheim Angels	OF	Barry Bonds	San Francisco Giants	OF
2005	Alex Rodríguez	New York Yankees	3B	Albert Pujols	St. Louis Cardinals	1B
2006	Justin Morneau	Minnesota Twins	1B	Ryan Howard	Philadelphia Phillies	1B
2007	Alex Rodríguez	New York Yankees	3B	Jimmy Rollins	Philadelphia Phillies	SS
2008	Dustin Pedroia	Boston Red Sox	2B	Albert Pujols	St. Louis Cardinals	1B
2009	Joe Mauer	Minnesota Twins	C	Albert Pujols	St. Louis Cardinals	1B

2010	Josh Hamilton	Texas Rangers	OF	Joey Votto	Cincinnati Reds	1B
2011	Justin Verlander	Detroit Tigers	RHP	Ryan Braun	Milwaukee Brewers	OF
2012	Miguel Cabrera	Detroit Tigers	3B	Buster Posey	San Francisco Giants	C
2013	Miguel Cabrera	Detroit Tigers	3B	Andrew McCutchen	Pittsburgh Pirates	OF
2014	Mike Trout	Los Angeles Angels	OF	Clayton Kershaw	Los Angeles Dodgers	LHP
2015	Josh Donaldson	Toronto Blue Jays	3B	Bryce Harper	Washington Nationals	OF
2016	Mike Trout	Los Angeles Angels	OF	Kris Bryant	Chicago Cubs	3B/OF
2017	José Altuve	Houston Astros	2B	Giancarlo Stanton	Miami Marlins	OF
2018	Mookie Betts	Boston Red Sox	RF	Christian Yelich	Milwaukee Brewers	RF
2019	Mike Trout	Los Angeles Angels	OF	Cody Bellinger	Los Angeles Dodgers	OF
2020	José Abreu	Chicago White Sox	1B	Freddie Freeman	Atlanta Braves	1B
2021	Shohei Ohtani	Los Angeles Angels	RHP/DH	Bryce Harper (2)	Philadelphia Phillies	OF
2022	Aaron Judge	New York Yankees	OF	Paul Goldschmidt	St. Louis Cardinals	1B
2023	Shohei Ohtani (2)	Los Angeles Angels	RHP/DH	Ronald Acuña Jr.	Atlanta Braves	OF

https://en.wikipedia.org/wiki/Major_League_Baseball

Division	Team	City	Stadium	Capacity	Founded	Joined
American League						
East	Baltimore Orioles	Baltimore, Maryland	Oriole Park at Camden Yards	45,971	1901*	
East	Boston Red Sox	Boston, Massachusetts	Fenway Park	37,949	1901	
East	New York Yankees	New York City, New York	Yankee Stadium	49,638	1901*	
East	Tampa Bay Rays	St. Petersburg, Florida	Tropicana Field	31,042	1998	
East	Toronto Blue Jays	Toronto, Ontario	Rogers Centre	49,282	1977	
Central	Chicago White Sox	Chicago, Illinois	Guaranteed Rate Field	40,615	1901	
Central	Cleveland Guardians	Cleveland, Ohio	Progressive Field	35,225	1901	
Central	Detroit Tigers	Detroit, Michigan	Comerica Park	41,297	1901	
Central	Kansas City Royals	Kansas City, Missouri	Kauffman Stadium	37,903	1969	
Central	Minnesota Twins	Minneapolis, Minnesota	Target Field	38,871	1901*	
West	Houston Astros	Houston, Texas	Minute Maid Park	41,676	1962 (NL)	2013 (AL)
West	Los Angeles Angels	Anaheim, California	Angel Stadium	45,957	1961	
West	Oakland Athletics	Oakland, California	Oakland-Alameda County Coliseum	35,067	1901*	
West	Seattle Mariners	Seattle, Washington	T-Mobile Park	47,943	1977	
West	Texas Rangers	Arlington, Texas	Globe Life Field	40,300	1961*	
National League						
East	Atlanta Braves	Atlanta, Georgia	Truist Park	41,500	1871* (NA)	1876 (NL)
East	Miami Marlins	Miami, Florida	Marlins Park	36,742	1993	
East	New York Mets	New York City, New York	Citi Field	41,922	1962	
East	Philadelphia Phillies	Philadelphia, Pennsylvania	Citizens Bank Park	43,651	1883	
East	Washington Nationals	Washington, D.C.	Nationals Park	41,313	1969*	
Central	Chicago Cubs	Chicago, Illinois	Wrigley Field	41,268	1874 (NA)	1876 (NL)
Central	Cincinnati Reds	Cincinnati, Ohio	Great American Ball Park	42,319	1882 (AA)	1890 (NL)
Central	Milwaukee Brewers	Milwaukee, Wisconsin	Miller Park	41,900	1969* (AL)	1998 (NL)
Central	Pittsburgh Pirates	Pittsburgh, Pennsylvania	PNC Park	38,362	1882 (AA)	1887 (NL)
Central	St. Louis Cardinals	St. Louis, Missouri	Busch Stadium	43,975	1882 (AA)	1892 (NL)
West	Arizona Diamondbacks	Phoenix, Arizona	Chase Field	48,519	1998	
West	Colorado Rockies	Denver, Colorado	Coors Field	50,398	1993	
West	Los Angeles Dodgers	Los Angeles, California	Dodger Stadium	56,000	1884* (AA)	1890 (NL)
West	San Diego Padres	San Diego, California	Petco Park	40,162	1969	
West	San Francisco Giants	San Francisco, California	Oracle Park	41,915	1883*	

https://en.wikipedia.org/wiki/History_of_baseball_in_the_United_States

https://en.wikipedia.org/wiki/National_League etc.

- c. 1900 - National League has 8 teams: Boston Beaneaters, Brooklyn Superbas, Chicago Orphans, Cincinnati Reds, New York Giants, Philadelphia Phillies, Pittsburgh Pirates, St. Louis Cardinals
- 1901 - American League is created with 8 teams: Boston Americans, Chicago White Sox, Cleveland Naps (for Nap Lajoie), Detroit Tigers, Philadelphia Athletics, Washington Senators, Milwaukee Brewers, Baltimore Orioles
- 1902 - Move: Milwaukee Brewers (AL) become St. Louis Browns (AL)
- 1903 - World Series is started between the teams with the best records in the NL and AL, alternating between the two cities in a best of 9 series;
Rename: Chicago Orphans (NL) become Chicago Cubs (NL);
Move: Baltimore Orioles (AL) become New York Highlanders (AL)
- 1904 - no World Series due to a disagreement
- 1905 - World Series changes to best of 7
- 1907 - Rename: Boston Americans (AL) become Boston Red Sox (AL)
- 1911 - Rename: Boston Beaneaters (NL) become Boston Braves (NL)
- 1912 - Rename: New York Highlanders (AL) become New York Yankees (AL)
- 1914 - Rename: Brooklyn Superbas (NL) become Brooklyn Robins (NL)
- 1915 - Rename: Cleveland Naps (AL) become Cleveland Indians (AL)
- 1919 - World Series changes to best of 9
- 1920 - end of dead ball era; balls replaced much more frequently; emery, spitball outlawed
(grandfathered spitball pitchers: Ray Fisher; Doc Ayers; Ray Caldwell; Phil Douglas; Dana Fillingim; Marv Goodwin; Dutch Leonard; Allen Russell; Allen Sothoron; Dick Rudolph; Stan Coveleski; Urban Shocker; Bill Doak; Clarence Mitchell; Red Faber; Jack Quinn; Burleigh Grimes);
Kenesaw Mountain Landis named Commissioner of Baseball
- 1922 - World Series changes to best of 7
- 1924 - World Series changes to 2-3-2 format with home field advantage to NL in even years
- 1931 - Rename: Brooklyn Robins (NL) become Brooklyn Dodgers (NL)
- 1936 - Rename: Boston Braves (NL) become Boston Bees (NL)
- 1941 - Rename: Boston Bees (NL) become Boston Braves (NL)
- 1943 - World Series changes to 4-3 format due to wartime travel restrictions
- 1944 - Commissioner: Leslie O' Connor
- 1945 - Commissioner: Happy Chandler
- 1946 - World Series returns to 2-3-2 format
- 1947 - Jackie Robinson joins the Brooklyn Dodgers
- 1951 - Commissioner: Ford Frick
- 1953 - Move: Boston Braves (NL) become Milwaukee Braves (NL)
- 1954 - Rename: Cincinnati Reds (NL) become Cincinnati Redlegs (NL);
Move: St. Louis Browns (AL) become Baltimore Orioles (AL)
- 1955 - Move: Philadelphia Athletics (AL) become Kansas City Athletics (AL)
- 1958 - Rename: Cincinnati Redlegs (NL) become Cincinnati Reds (NL);
Move: New York Giants (NL) become San Francisco Giants (NL), Brooklyn Dodgers (NL) become Los Angeles Dodgers (NL)
- 1961 - AL expands regular season from 154 to 162 games
Move: Washington Senators become Minnesota Twins;

- Expand: Washington Senators (AL), Los Angeles Angels (AL)
- 1962 - NL expands regular season from 154 to 162 games
 - Expand: Houston Colt .45s (NL), New York Mets (NL)
- 1965 - Rename: Houston Colt .45s (NL) become Houston Astros (NL), Los Angeles Angels (AL) become California Angels (AL)
 - Commissioner: William Eckert
- 1966 - Move: Milwaukee Braves (NL) become Atlanta Braves (NL)
- 1968 - Move: Kansas City Athletics (AL) become Oakland Athletics (AL)
- 1969 - pitcher's mound lowered from 15 to 10 inches; NL and AL each create East and West divisions
 - To determine a league's world series team, a best of 5 League Championship Series is held after the regular season between the top teams in the east and west divisions of each league ALCS, NLCS, format is 2-3;
 - Expand: San Diego Padres (NLW), Montreal Expos (NLE), Kansas City Royals (ALW), Seattle Pilots (ALW)
 - Commissioner: Bowie Kuhn
- AL East: Baltimore Orioles, Boston Red Sox, New York Yankees, Detroit Tigers, Cleveland Indians, Washington Senators
- AL West: California Angels, Oakland Athletics, Chicago White Sox, Kansas City Royals, Minnesota Twins, Seattle Pilots
- NL East: New York Mets, Philadelphia Phillies, Montreal Expos, Pittsburgh Pirates, St. Louis Cardinals, Chicago Cubs
- NL West: Los Angeles Dodgers, San Francisco Giants, San Diego Padres, Atlanta Braves, Cincinnati Reds, Houston Astros
- 1970 - Move: Seattle Pilots (ALW) become Milwaukee Brewers (ALW)
- 1972 - Move: Washington Senators (ALE) become Texas Rangers (ALW);
 - Division Switch: Milwaukee Brewers (ALW) to (ALE)
- 1973 - AL introduces the DH, which is not used in the world series
- 1976 - DH is allowed for both world series teams in even years
- 1977 - Expand: Seattle Mariners (ALW), Toronto Blue Jays (ALE)
- 1981 - strike splits season into 2 halves - best of 5 division series are held to determine LCS teams
- 1984 - Commissioner: Peter Ueberroth
- 1985 - LCS changes to best of 7, format is 2-3-2
- 1986 - DH is allowed in world series for both teams when playing in AL parks
- 1989 - Commissioner: Bart Giamatti
 - Commissioner: Fay Vincent
- 1992 - Commissioner: Bud Selig
- 1993 - Expand: Colorado Rockies (NLW), Florida Marlins (NLE)
- 1994 - Leagues reorganized into 3 divisions East, Central, West. To determine the teams that play the LCS for each league, 2 best of 5 League Division Series are held between the top teams in E C W divisions, plus a wild card team which has the best record of teams not leading their division, format is 2-3; no postseason games are played this year due to a strike;
 - Division Switch: Atlanta Braves (NLW) to (NLE), Cleveland Indians (ALE) to (ALC), Milwaukee Brewers (ALE) to (ALC), Chicago White Sox (ALW) to (ALC), Kansas City Royals (ALW) to (ALC), Minnesota Twins (ALW) to (ALC), Pittsburgh Pirates (NLE) to (NLC), St. Louis Cardinals (NLE) to (NLC), Chicago Cubs (NLE) to (NLC), Cincinnati Reds (NLW) to (NLC), Houston Astros (NLW) to (NLC)
- AL East: Baltimore Orioles, Boston Red Sox, New York Yankees, Detroit Tigers, Toronto Blue Jays
- AL Central: Chicago White Sox, Cleveland Indians, Kansas City Royals, Minnesota Twins, Milwaukee Brewers
- AL West: California Angels, Oakland Athletics, Texas Rangers, Seattle Mariners
- NL East: New York Mets, Philadelphia Phillies, Montreal Expos, Florida Marlins, Atlanta Braves
- NL Central: Chicago Cubs, Cincinnati Reds, St. Louis Cardinals, Pittsburgh Pirates, Houston Astros
- NL West: Los Angeles Dodgers, San Francisco Giants, San Diego Padres, Colorado Rockies
- 1995 - world series home field advantage changes to the AL team in even years
- 1997 - regular season inter-league play introduced;
 - Rename: California Angels (ALW) become Anaheim Angels (ALW)
- 1998 - changes to LDS matchup logic, LDS and LCS HFA (obscure), LDS format changes to 2-2-1;
 - Expand: Arizona Diamondbacks (NLW), Tampa Bay Devil Rays (ALE);
 - League Switch: Milwaukee Brewers (ALC) to (NLC);
 - Division Switch: Detroit Tigers (ALE) to (ALC)
- 2003 - world series home field advantage changes to the All-Star game winner's league
- 2005 - Move: Montreal Expos (NLE) become Washington Nationals (NLE);
 - Rename: Anaheim Angels (ALW) become Los Angeles Angels of Anaheim (ALW)
- 2008 - instant replay introduced for home run boundary calls
 - Rename: Tampa Bay Devil Rays (ALE) become Tampa Bay Rays (ALE)
- 2012 - LDS is reorganized to pick 2 wild card teams from each league, who play a Wild Card Game to win the LDS slot
 - LDS format is 2-3 this year
 - Rename: Florida Marlins (NLE) become Miami Marlins (NLE)
- 2013 - LDS format returns to 2-2-1;
 - League Switch: Houston Astros (NLC) to (ALW)
- 2014 - instant replay expanded, replay appeals introduced
- 2015 - Commissioner: Rob Manfred
- 2016 - Rename: Los Angeles Angels of Anaheim (ALW) become Los Angeles Angels (ALW)
- 2017 - world series home field advantage changes to the team with the better regular season record;
 - no-pitch intentional walk introduced
- 2020 - shortened 60-game season due to COVID pandemic; unique 16-team postseason format held at neutral sites
 - top two teams from each division plus two wild cards for each league; 3-game wild card series, 4 each league
 - active roster expanded from 25 to 26, 13 pitchers; September roster reduced from 40 to 28, 14 pitchers
 - three batter rule for pitchers introduced; injured list 10 days for position players, 15 days for pitchers for one year only DH in NL; automatic runner on 2nd in extra innings (RS only); 7-inning doubleheaders
- 2022 - DH in NL permanently; no more 7-inning doubleheaders; new 12-team postseason format; no playoff games
 - 3 wild cards for each league; 3-game WC series, 2 each league; top two division leaders get first round bye
 - Shohei Ohtani rule: starting P can become DH when relieved; PitchCom wireless pitcher-catcher system introduced
 - Rename: Cleveland Indians (ALC) become Cleveland Guardians (ALC)
- 2023 - bases increase from 15 to 18 inches; infield shift made illegal; 15/20-second pitch clock, limited disengagements
- 2024 - pitch clock reduced from 20 to 18 seconds with runner on; runner's lane widened to entire dirt area

https://en.wikipedia.org/wiki/List_of_current_Major_League_Baseball_stadiums
https://en.wikipedia.org/wiki/List_of_former_Major_League_Baseball_stadiums
https://en.wikipedia.org/wiki/Baseball_park

Name	Opened	Distance to center field	Capacity	Location	Surface	Team
Former stadium				Period in use	Ballpark typology	Roof type
Angel Stadium	1966	396 feet (121 m)	45,477	Anaheim, California	Grass	Los Angeles Angels
Dodger stadium, LA				1962-1965	Modern Retro Modern	Open
Wrigley field, LA				1961	Minor	
Busch Stadium	2006	400 feet (122 m)	45,529	St. Louis, Missouri	Grass	St. Louis Cardinals
Busch Memorial Stadium				1966-2005	MP, AT from 1970-1995	
Sportsman's Park				1920-1966	Jewel	

Robison Field			1901-1920 (June 6)		
Chase Field	48,686		Phoenix, Arizona	Shaw BlK (Grass 98-18)	Arizona Diamondbacks
1998	407 feet (124 m)		Retro Modern	Retractable	
Citi Field	41,922		Queens, New York	Grass	New York Mets
2009	408 feet (124 m)		Retro Classic	Open	
Shea Stadium			1964-2008 MP		
Polo Grounds, Manhattan			1962-1963 Jewel		
Citizens Bank Park	43,651		Philadelphia, Pennsylvania	Grass	Philadelphia Phillies
2004	401 feet (122 m)		Retro Classic	Open	
Veterans Stadium			1971-2003 MP, AT		
Shibe Park			1938-1970 Jewel		
Baker Bowl			1901-1938 (June 30)		
Comerica Park	41,299		Detroit, Michigan	Grass	Detroit Tigers
2000	420 feet (128 m)		Retro Classic	Open	
Tiger Stadium			1912-1999 Jewel		
Bennett Park			1901-1911		
Coors Field	50,398		Denver, Colorado	Grass	Colorado Rockies
1995	415 feet (126 m)		Retro Classic	Open	
Mile High Stadium			1993-1994 MP		
Dodger Stadium	56,000		Los Angeles, California	Grass	Los Angeles Dodgers
1962	400 feet (122 m)		Modern	Open	
Los Angeles Memorial Coliseum			1958-1961 MP		
Fenway Park	37,731		Boston, Massachusetts	Grass	Boston Red Sox
1912	420 feet (128 m)		Jewel Box	Open	
Huntington Avenue Grounds			1901-1911		
Globe Life Field	40,300		Arlington, Texas	Shaw BlK	Texas Rangers
2020	410 feet (125 m)		Retro-modern	Retractable	
Globe Life Park			1994-2019 RC		
Arlington Stadium			1972-1993 MP		
Great American Ball Park	42,319		Cincinnati, Ohio	Grass	Cincinnati Reds
2003	404 feet (123 m)		Retro Modern	Open	
Riverfront Stadium			1970-2002 MP, AT from 1970-2000		
Crosley Field			1912-1970 Jewel		
Palace of the Fans			1902-1911		
Guaranteed Rate Field	40,615		Chicago, Illinois	Grass	Chicago White Sox
1991	400 feet (122 m)		Modern Retro Classic	Open	
Comiskey Park			1910-1990 Jewel, AT infield from 1969-1975		
39th Street Grounds			1901-1909		
Kauffman Stadium	37,903		Kansas City, Missouri	Grass (AT 1973-1994)	Kansas City Royals
1973	410 feet (125 m)		Modern Retro Modern	Open	
Municipal Stadium			1969-1972 Minor		
Marlins Park	36,742		Miami, Florida	Grass	Miami Marlins
2012	407 feet (124 m)		Contemporary	Retractable	
Hard Rock Stadium			1993-2011 MP, AT		
Miller Park	41,900		Milwaukee, Wisconsin	Grass	Milwaukee Brewers
2001	400 feet (122 m)		Retro Modern	Retractable	
Milwaukee County Stadium			1953-2000 Mod		
Minute Maid Park	41,168		Houston, Texas	Grass	Houston Astros
2000	409 feet (125 m)		Retro Modern	Retractable	
Houston Astrodome			1965-1999 MP, AT from 1966-, fixed		
Colt Stadium			1962-1964 Temp		
Nationals Park	41,339		Washington, D.C.	Grass	Washington Nationals
2008	402 feet (123 m)		Retro Modern	Open	
RFK Memorial Stadium			1962-1971, 2005-2007 MP		
Oakland-Alameda County Coliseum	47,170		Oakland, California	Grass	Oakland Athletics
1966	400 feet (122 m)		Multipurpose	Open	
Oracle Park	41,915		San Francisco, California	Grass	San Francisco Giants
2000	399 feet (122 m)		Retro Classic	Open	
Candlestick Park			1960-1999 MP, AT from 1970-1978		
Seals Stadium, San Francisco			1958-1959 Minor		
Oriole Park at Camden Yards	45,971		Baltimore, Maryland	Grass	Baltimore Orioles
1992	410 feet (125 m)		Retro Classic	Open	
Memorial Stadium			1954-1991 MP		
Petco Park	40,209		San Diego, California	Grass	San Diego Padres
2004	396 feet (121 m)		Retro Modern	Open	
SDCCU Stadium			1969-2003 MP		
PNC Park	38,362		Pittsburgh, Pennsylvania	Grass	Pittsburgh Pirates
2001	399 feet (122 m)		Retro Classic	Open	
Three Rivers Stadium			1970-2000 MP, AT		
Forbes Field			1909-1970 Jewel		
Exposition Park			1901-1909 (June 30)		
Progressive Field	35,051		Cleveland, Ohio	Grass	Cleveland Indians
1994	410 feet (125 m)		Retro Modern	Open	
Cleveland Stadium			1947-1993 MP		
League Park			1901-1946		
Rogers Centre	49,282		Toronto, Ontario	AstroTurf GameDay 3D	Toronto Blue Jays
1989	400 feet (122 m)		Multipurpose	Retractable	
Exhibition Stadium			1977-1989 MP, AT		
Truist Park	41,149		Cumberland, Georgia	Grass	Atlanta Braves
2017	400 feet (122 m)		Retro Modern	Open	
Turner Field			1997-2016 RC		
Atlanta-Fulton County Stadium			1966-1996 MP		
Target Field	38,885		Minneapolis, Minnesota	Grass	Minnesota Twins
2010	404 feet (123 m)		Retro Modern	Open	
Hubert H. Humphrey Metrodome			1982-2009 MP, AT, fixed-inflatable		
Metropolitan Stadium			1961-1981 Mod		
T-Mobile Park	47,943		Seattle, Washington	Grass	Seattle Mariners
1999	401 feet (122 m)		Retro Modern	Retractable	
Kingdome			1977-1999 MP, AT, fixed		
Sick's Stadium			1969 Minor		
Tropicana Field	31,042		St. Petersburg, Florida	AstroTurf GameDay	Tampa Bay Rays

1990	404 feet (123 m)		Multipurpose	Fixed	
Wrigley Field	41,268	Chicago, Illinois	Grass		Chicago Cubs
1914	400 feet (122 m)		Jewel Box	Open	
West Side Park		1901-1915			
Yankee Stadium	47,422	Bronx, New York	Grass		New York Yankees
2009	408 feet (124 m)		Retro Classic	Open	
Yankee Stadium I		1923-1973, 1976-2008 (Shea Stadium 74-75)	Jewel/Mod		
Polo Grounds		1913-1922			
Hilltop Park		1903-1912			
Old teams' stadiums					
Braves Field		1915-1952	Jewel		Boston Braves
Sportsman's Park		1902-1953	Jewel		St. Louis Browns
Shibe Park		1909-1954	Jewel		Philadelphia Athletics
Polo Grounds		1891-1957	Jewel		New York Giants
Ebbets Field		1913-1957	Jewel		Brooklyn Dodgers
Washington Park		1898-1912	Jewel		Brooklyn Dodgers
Griffith Stadium		1911-1961	Jewel		Washington Senators
Boundary Field		1903-1910			Washington Senators
American League Park		1901-1902			Washington Senators
Milwaukee County Stadium		1953-1965	Mod		Milwaukee Braves
Municipal Stadium		1955-1967	Minor		Kansas City Athletics
Sick's Stadium		1969	Minor		Seattle Pilots
RFK Memorial Stadium		1962-1971	MP		Washington Senators
Jarry Park Stadium		1969-1976	Minor		Montreal Expos
Olympic Stadium		1977-2004	MP, AT, retractable/fixed		Montreal Expos

[https://en.wikipedia.org/wiki/Dugout_\(baseball\)](https://en.wikipedia.org/wiki/Dugout_(baseball))

First base side

- * Atlanta Braves (Truist Park)
- * Baltimore Orioles (Oriole Park at Camden Yards)
- * Boston Red Sox (Fenway Park)
- * Cincinnati Reds (Great American Ball Park)
- * Colorado Rockies (Coors Field)
- * Houston Astros (Minute Maid Park)
- * Kansas City Royals (Kauffman Stadium)
- * Milwaukee Brewers (Miller Park)
- * Minnesota Twins (Target Field)
- * New York Mets (Citi Field)
- * New York Yankees (Yankee Stadium)
- * Philadelphia Phillies (Citizens Bank Park)
- * Seattle Mariners (T-Mobile Park)
- * St. Louis Cardinals (Busch Stadium)
- * San Diego Padres (Petco Park)
- * Tampa Bay Rays (Tropicana Field)
- * Texas Rangers (Globe Life Field)
- * Washington Nationals (Nationals Park)

Third base side

- * Arizona Diamondbacks (Chase Field)
- * Chicago Cubs (Wrigley Field)
- * Chicago White Sox (U.S. Cellular Field)
- * Cleveland Indians (Progressive Field)
- * Detroit Tigers (Comerica Park)
- * Los Angeles Angels (Angel Stadium of Anaheim)
- * Los Angeles Dodgers (Dodger Stadium)
- * Miami Marlins (Marlins Park) [4]
- * Oakland Athletics (Oakland Coliseum)
- * Pittsburgh Pirates (PNC Park)
- * San Francisco Giants (Oracle Park)
- * Toronto Blue Jays (Rogers Centre)

https://en.wikipedia.org/wiki/Cy_Young_Award

Year	Pitcher	Team	Record	Saves	ERA	Ks
1956	Don Newcombe	Brooklyn Dodgers (NL)	27-7	0	3.06	139
1957	Warren Spahn	Milwaukee Braves (NL)	21-11	3	2.69	111
1958	Bob Turley	New York Yankees (AL)	21-7	1	2.97	168
1959	Early Wynn	Chicago White Sox (AL)	22-10	0	3.17	179
1960	Vern Law	Pittsburgh Pirates (NL)	20-9	0	3.08	120
1961	Whitey Ford	New York Yankees (AL)	25-4	0	3.21	209
1962	Don Drysdale	Los Angeles Dodgers (NL)	25-9	1	2.84	232
1963	Sandy Koufax	Los Angeles Dodgers (NL)	25-5	0	1.88	306
1964	Dean Chance	California Angels (AL)	20-9	4	1.65	207
1965	Sandy Koufax	Los Angeles Dodgers (NL)	6-8	2	2.04	382
1966	Sandy Koufax	Los Angeles Dodgers (NL)	27-9	0	1.73	317

National League

Year	Pitcher	Team	Record	Saves	ERA	Ks
1967	Mike McCormick	San Francisco Giants	22-10	0	2.85	150
1968	Bob Gibson	St. Louis Cardinals	22-9	0	1.12	268
1969	Tom Seaver	New York Mets	25-7	0	2.21	208
1970	Bob Gibson	St. Louis Cardinals	23-7	0	3.12	274
1971	Ferguson Jenkins	Chicago Cubs	24-13	0	2.77	263
1972	Steve Carlton	Philadelphia Phillies	27-10	0	1.98	310
1973	Tom Seaver	New York Mets	19-10	0	2.08	251
1974	Mike Marshall	Los Angeles Dodgers	15-12	21	2.42	143
1975	Tom Seaver	New York Mets	22-9	0	2.38	243
1976	Randy Jones	San Diego Padres	22-14	0	2.74	93
1977	Steve Carlton	Philadelphia Phillies	23-10	0	2.64	198
1978	Gaylord Perry	San Diego Padres	21-6	0	2.73	154
1979	Bruce Sutter	Chicago Cubs	6-6	37	2.22	110
1980	Steve Carlton	Philadelphia Phillies	24-9	0	2.34	286
1981	Fernando Valenzuela	Los Angeles Dodgers	13-7	0	2.48	180
1982	Steve Carlton	Philadelphia Phillies	23-11	0	3.11	286
1983	John Denny	Philadelphia Phillies	19-6	0	2.37	139
1984	Rick Sutcliffe	Chicago Cubs	16-1	0	2.69	155

1985	Dwight Gooden	New York Mets	24-4	0	1.53	268
1986	Mike Scott	Houston Astros	18-10	0	2.22	306
1987	Steve Bedrosian	Philadelphia Phillies	5-3	40	2.83	74
1988	Orel Hershiser	Los Angeles Dodgers	23-8	1	2.26	178
1989	Mark Davis	San Diego Padres	4-3	44	1.85	92
1990	Doug Drabek	Pittsburgh Pirates	22-6	0	2.76	131
1991	Tom Glavine	Atlanta Braves	20-11	0	2.55	192
1992	Greg Maddux	Chicago Cubs	20-11	0	2.18	199
1993	Greg Maddux	Atlanta Braves	20-10	0	2.36	197
1994	Greg Maddux	Atlanta Braves	16-6	0	1.56	156
1995	Greg Maddux	Atlanta Braves	19-2	0	1.63	181
1996	John Smoltz	Atlanta Braves	24-8	0	2.94	276
1997	Pedro Martínez	Montreal Expos	17-8	0	1.90	305
1998	Tom Glavine	Atlanta Braves	20-6	0	2.47	157
1999	Randy Johnson	Arizona Diamondbacks	17-9	0	2.49	364
2000	Randy Johnson	Arizona Diamondbacks	19-7	0	2.64	347
2001	Randy Johnson	Arizona Diamondbacks	21-6	0	2.49	372
2002	Randy Johnson	Arizona Diamondbacks	24-5	0	2.32	334
2003	Éric Gagné	Los Angeles Dodgers	2-3	55	1.20	137
2004	Roger Clemens	Houston Astros	18-4	0	2.98	218
2005	Chris Carpenter	St. Louis Cardinals	21-5	0	2.83	213
2006	Brandon Webb	Arizona Diamondbacks	16-8	0	3.10	178
2007	Jake Peavy	San Diego Padres	19-6	0	2.54	240
2008	Tim Lincecum	San Francisco Giants	18-5	0	2.62	265
2009	Tim Lincecum	San Francisco Giants	15-7	0	2.48	261
2010	Roy Halladay	Philadelphia Phillies	21-10	0	2.44	219
2011	Clayton Kershaw	Los Angeles Dodgers	21-5	0	2.28	248
2012	R. A. Dickey	New York Mets	20-6	0	2.73	230
2013	Clayton Kershaw	Los Angeles Dodgers	16-9	0	1.83	232
2014	Clayton Kershaw	Los Angeles Dodgers	21-3	0	1.77	239
2015	Jake Arrieta	Chicago Cubs	22-6	0	1.77	236
2016	Max Scherzer	Washington Nationals	20-7	0	2.96	284
2017	Max Scherzer	Washington Nationals	16-6	0	2.51	268
2018	Jacob deGrom	New York Mets	10-9	0	1.70	269
2019	Jacob deGrom	New York Mets	11-8	0	2.43	255
2020	Trevor Bauer	Cincinnati Reds	5-4	0	1.73	100
2021	Corbin Burnes	Milwaukee Brewers	11-5	0	2.43	234
2022	Sandy Alcántara	Miami Marlins	14-9	0	2.28	207
2023	Blake Snell	San Diego Padres	14-9	0	2.25	234

American League

Year	Pitcher	Team	Record	Saves	ERA	Ks
1967	Jim Lonborg	Boston Red Sox	22-9	0	3.16	246
1968	Denny McLain	Detroit Tigers	31-6	0	1.96	280
1969	Mike Cuellar	Baltimore Orioles	23-11	0	2.38	182
1969	Denny McLain	Detroit Tigers	24-9	0	2.80	181
1970	Jim Perry	Minnesota Twins	24-12	0	3.04	168
1971	Vida Blue	Oakland Athletics	24-8	0	1.82	301
1972	Gaylord Perry	Cleveland Indians	24-16	1	1.92	234
1973	Jim Palmer	Baltimore Orioles	22-9	1	2.40	168
1974	Catfish Hunter	Oakland Athletics	25-12	0	2.49	143
1975	Jim Palmer	Baltimore Orioles	23-11	1	2.09	193
1976	Jim Palmer	Baltimore Orioles	22-13	0	2.51	159
1977	Sparky Lyle	New York Yankees	13-5	26	2.17	68
1978	Ron Guidry	New York Yankees	25-3	0	1.74	248
1979	Mike Flanagan	Baltimore Orioles	23-9	0	3.08	190
1980	Steve Stone	Baltimore Orioles	25-7	0	3.23	149
1981	Rollie Fingers	Milwaukee Brewers	6-3	28	1.04	61
1982	Pete Vuckovich	Milwaukee Brewers	18-6	0	3.34	105
1983	LaMarr Hoyt	Chicago White Sox	24-10	0	3.66	148
1984	Willie Hernández	Detroit Tigers	9-3	32	1.92	112
1985	Bret Saberhagen	Kansas City Royals	20-6	0	2.87	158
1986	Roger Clemens	Boston Red Sox	24-4	0	2.48	238
1987	Roger Clemens	Boston Red Sox	20-9	0	2.97	256
1988	Frank Viola	Minnesota Twins	24-7	0	2.64	193
1989	Bret Saberhagen	Kansas City Royals	23-6	0	2.16	193
1990	Bob Welch	Oakland Athletics	27-6	0	2.95	127
1991	Roger Clemens	Boston Red Sox	18-10	0	2.62	241
1992	Dennis Eckersley	Oakland Athletics	7-1	51	1.91	93
1993	Jack McDowell	Chicago White Sox	22-10	0	3.37	158
1994	David Cone	Kansas City Royals	16-5	0	2.94	132
1995	Randy Johnson	Seattle Mariners	18-2	0	2.48	294
1996	Pat Hentgen	Toronto Blue Jays	20-10	0	3.22	177
1997	Roger Clemens	Toronto Blue Jays	21-7	0	2.05	292
1998	Roger Clemens	Toronto Blue Jays	20-6	0	2.65	271
1999	Pedro Martínez	Boston Red Sox	23-4	0	2.07	313
2000	Pedro Martínez	Boston Red Sox	18-6	0	1.74	284
2001	Roger Clemens	New York Yankees	20-3	0	3.51	213
2002	Barry Zito	Oakland Athletics	23-5	0	2.75	182
2003	Roy Halladay	Toronto Blue Jays	22-7	0	3.25	204
2004	Johan Santana	Minnesota Twins	20-6	0	2.61	265
2005	Bartolo Colón	Anaheim Angels	21-8	0	3.48	157
2006	Johan Santana	Minnesota Twins	19-6	0	2.77	265
2007	CC Sabathia	Cleveland Indians	19-7	0	3.21	209
2008	Cliff Lee	Cleveland Indians	22-3	0	2.54	170
2009	Zack Greinke	Kansas City Royals	16-8	0	2.16	242
2010	Félix Hernández	Seattle Mariners	13-12	0	2.27	232
2011	Justin Verlander	Detroit Tigers	24-5	0	2.40	250
2012	David Price	Tampa Bay Rays	20-5	0	2.56	205
2013	Max Scherzer	Detroit Tigers	21-3	0	2.90	240
2014	Corey Kluber	Cleveland Indians	18-9	0	2.44	269
2015	Dallas Keuchel	Houston Astros	20-8	0	2.48	216

2016	Rick Porcello	Boston Red Sox	22-4	0	3.15	189
2017	Corey Kluber	Cleveland Indians	18-4	0	2.25	265
2018	Blake Snell	Tampa Bay Rays	21-5	0	1.89	221
2019	Justin Verlander	Houston Astros	21-6	0	2.58	300
2020	Shane Bieber	Cleveland Indians	8-1	0	1.63	122
2021	Robbie Ray	Toronto Blue Jays	13-7	0	2.84	248
2022	Justin Verlander	Houston Astros	18-4	0	1.75	185
2023	Gerrit Cole	New York Yankees	15-4	0	2.63	222

http://baseballanalysts.com/archives/2006/07/empirical_analy_1.php

TABLE 1 - Expected Run Table (1977-1992)

AL	0	1	2	NL	0	1	2
---	.498	.266	.099	---	.455	.239	.090
x--	.877	.522	.224	x--	.820	.490	.210
-x-	1.147	.693	.330	-x-	1.054	.650	.314
xx-	1.504	.922	.446	xx-	1.402	.863	.407
--x	1.373	.967	.385	--x	1.285	.907	.358
x-x	1.758	1.187	.507	x-x	1.650	1.123	.466
-xx	2.009	1.410	.592	-xx	1.864	1.320	.566
xxx	2.345	1.568	.775	xxx	2.188	1.487	.715

TABLE 4 - One Run Probability Table (1977-1992)

AL	0	1	2	NL	0	1	2
---	.276	.161	.067	---	.261	.148	.061
x--	.432	.277	.129	x--	.424	.268	.124
-x-	.634	.414	.226	-x-	.609	.400	.216
xx-	.637	.430	.236	xx-	.622	.413	.220
--x	.839	.670	.279	--x	.814	.648	.267
x-x	.870	.656	.289	x-x	.847	.650	.275
-xx	.867	.689	.275	-xx	.838	.664	.267
xxx	.875	.679	.331	xxx	.860	.668	.315

ratio: exp# runs given 1 run scores

AL	0	1	2	NL	0	1	2
---	1.804	1.652	1.478	---	1.743	1.615	1.475
x--	2.030	1.884	1.736	x--	1.934	1.828	1.694
-x-	1.809	1.674	1.460	-x-	1.731	1.625	1.454
xx-	2.361	2.144	1.890	xx-	2.254	2.090	1.850
--x	1.636	1.443	1.380	--x	1.579	1.400	1.341
x-x	2.021	1.809	1.754	x-x	1.948	1.728	1.695
-xx	2.317	2.046	2.153	-xx	2.224	1.988	2.120
xxx	2.680	2.309	2.341	xxx	2.544	2.226	2.270

B vs LHP: Babe Ruth 9
 B vs RHP: Barry Bonds 9
 LHP: Randy Johnson 7
 RHP: Greg Maddux 5

Year	Batter	Figure of merit
1912	B vs LHP Tris Speaker	965.129
1912	B vs RHP Shoeless Joe Jackson	5215.93
1913	B vs LHP Heinie Zimmerman	128.651
1913	B vs RHP Gavvy Cravath	445.523
1914	B vs LHP Eddie Collins Sr.	60.3579
1914	B vs RHP Joe Connolly	868.994
1915	B vs LHP Ty Cobb	670.674
1915	B vs RHP Ty Cobb (2)	4401.41
1916	B vs LHP Tris Speaker (2)	227.703
1916	B vs RHP Tris Speaker (3)	1247.12
1917	B vs LHP Ty Cobb (3)	477.26
1917	B vs RHP Ty Cobb (4)	6279.17
1918	B vs LHP Ty Cobb (5)	64.5653
1918	B vs RHP Babe Ruth	785.894
1919	B vs LHP Babe Ruth (2)	1862.72
1919	B vs RHP Babe Ruth (3)	7920.79
1920	B vs LHP Babe Ruth (4)	3711.37
1920	B vs RHP Babe Ruth (5)	24068.2
1921	B vs LHP Babe Ruth (6)	7378.35
1921	B vs RHP Babe Ruth (7)	58274.5
1922	B vs LHP Rogers Hornsby	2582.14
1922	B vs RHP Rogers Hornsby (2)	13695.6
1923	B vs LHP Babe Ruth (8)	6736.26
1923	B vs RHP Babe Ruth (9)	35482.3
1924	B vs LHP Babe Ruth (10)	4462.21
1924	B vs RHP Babe Ruth (11)	21367.2
1925	B vs LHP Tris Speaker (4)	1833.1
1925	B vs RHP Rogers Hornsby (3)	11448.1
1926	B vs LHP Babe Ruth (12)	4996
1926	B vs RHP Babe Ruth (13)	21034
1927	B vs LHP Babe Ruth (14)	3663.17
1927	B vs RHP Lou Gehrig	26940.5
1928	B vs LHP Babe Ruth (15)	2220.97
1928	B vs RHP Lou Gehrig (2)	12438.6
1929	B vs LHP Rogers Hornsby (4)	3694.81
1929	B vs RHP Mel Ott	12913
1930	B vs LHP Al Simmons	3863.81
1930	B vs RHP Al Simmons (2)	14676.9
1931	B vs LHP Babe Ruth (16)	3122.78
1931	B vs RHP Babe Ruth (17)	25242.2
1932	B vs LHP Lou Gehrig (3)	6507.05
1932	B vs RHP Jimmie Foxx	23292.8
1933	B vs LHP Jimmie Foxx (2)	687.811
1933	B vs RHP Jimmie Foxx (3)	5041.34
1934	B vs LHP Lou Gehrig (4)	1839.26
1934	B vs RHP Lou Gehrig (5)	13496.9

1935	B vs LHP	Arky Vaughan	687.201
1935	B vs RHP	Lou Gehrig (6)	5375.68
1936	B vs LHP	Lou Gehrig (7)	1816.96
1936	B vs RHP	Lou Gehrig (8)	14900.1
1937	B vs LHP	Lou Gehrig (9)	4393.59
1937	B vs RHP	Joe DiMaggio	11368.8
1938	B vs LHP	Jimmie Foxx (4)	1116.98
1938	B vs RHP	Jimmie Foxx (5)	18114.6
1939	B vs LHP	Joe DiMaggio (2)	1695.89
1939	B vs RHP	Ted Williams	3904.77
1940	B vs LHP	Joe DiMaggio (3)	1490.09
1940	B vs RHP	Johnny Mize	2542.76
1941	B vs LHP	Joe DiMaggio (4)	2920.33
1941	B vs RHP	Ted Williams (2)	16241.2
1942	B vs LHP	Ted Williams (3)	531.417
1942	B vs RHP	Ted Williams (4)	17675.6
1943	B vs LHP	Bill Nicholson	216.835
1943	B vs RHP	Bill Nicholson (2)	2693.93
1944	B vs LHP	Stan Musial	313.284
1944	B vs RHP	Bill Nicholson (3)	3688.36
1945	B vs LHP	Whitey Kurowski	473.303
1945	B vs RHP	Phil Cavarretta	3933.56
1946	B vs LHP	Stan Musial (2)	590.514
1946	B vs RHP	Stan Musial (3)	1217.07
1947	B vs LHP	Johnny Mize (2)	610.541
1947	B vs RHP	Ralph Kiner	2360.35
1948	B vs LHP	Stan Musial (4)	6857.91
1948	B vs RHP	Ted Williams (5)	15351.7
1949	B vs LHP	Joe DiMaggio (5)	669.574
1949	B vs RHP	Ted Williams (6)	11476.1
1950	B vs LHP	Stan Musial (5)	861.677
1950	B vs RHP	Stan Musial (6)	1980.5
1951	B vs LHP	Ted Williams (7)	923.701
1951	B vs RHP	Ted Williams (8)	8833.48
1952	B vs LHP	Al Rosen	304.272
1952	B vs RHP	Gil Hodges	867.769
1953	B vs LHP	Al Rosen (2)	2122.25
1953	B vs RHP	Duke Snider	9193.83
1954	B vs LHP	Stan Musial (7)	1163.31
1954	B vs RHP	Ted Williams (9)	8927.27
1955	B vs LHP	Ted Williams (10)	860.177
1955	B vs RHP	Duke Snider (2)	7375.99
1956	B vs LHP	Mickey Mantle	2958.57
1956	B vs RHP	Mickey Mantle (2)	11574.6
1957	B vs LHP	Mickey Mantle (3)	2437.33
1957	B vs RHP	Ted Williams (11)	10485.8
1958	B vs LHP	Willie Mays	996.05
1958	B vs RHP	Rocky Colavito	2046.96
1959	B vs LHP	Hank Aaron	660.066
1959	B vs RHP	Eddie Mathews	2374.96
1960	B vs LHP	Mickey Mantle (4)	741.811
1960	B vs RHP	Eddie Mathews (2)	3220.28
1961	B vs LHP	Mickey Mantle (5)	2406.12
1961	B vs RHP	Norm Cash	11192.7
1962	B vs LHP	Tommy Davis	2548.77
1962	B vs RHP	Mickey Mantle (6)	9110.22
1963	B vs LHP	Hank Aaron (2)	537.065
1963	B vs RHP	Hank Aaron (3)	3157.32
1964	B vs LHP	Mickey Mantle (7)	2770.36
1964	B vs RHP	Boog Powell	3194.56
1965	B vs LHP	Pete Rose Sr.	497.577
1965	B vs RHP	Willie Mays (2)	2260.37
1966	B vs LHP	Dick Allen	2633.43
1966	B vs RHP	Willie Mays (3)	2182.17
1967	B vs LHP	Roberto Clemente	1091.62
1967	B vs RHP	Carl Yastrzemski	5657.14
1968	B vs LHP	Willie Horton	142.635
1968	B vs RHP	Dick Allen (2)	281.215
1969	B vs LHP	Willie McCovey	1299.54
1969	B vs RHP	Willie McCovey (2)	8902.63
1970	B vs LHP	Frank Howard	1757.59
1970	B vs RHP	Willie McCovey (3)	5386.36
1971	B vs LHP	Joe Torre	1009.82
1971	B vs RHP	Joe Torre (2)	2760.5
1972	B vs LHP	Dick Allen (3)	769.588
1972	B vs RHP	Billy Williams	4209.37
1973	B vs LHP	Darrell Evans	537.728
1973	B vs RHP	Willie Stargell	2052.19
1974	B vs LHP	Mike Schmidt	420.947
1974	B vs RHP	Jim Wynn	871.929
1975	B vs LHP	Joe Morgan	669.175
1975	B vs RHP	Joe Morgan (2)	3245.63
1976	B vs LHP	Rusty Staub	329.396
1976	B vs RHP	Joe Morgan (3)	8404.98
1977	B vs LHP	Rod Carew	1231.16
1977	B vs RHP	Greg Luzinski	3150.37
1978	B vs LHP	Dave Parker	946.947
1978	B vs RHP	Dave Parker (2)	2219.61
1979	B vs LHP	Sixto Lezcano	989.556
1979	B vs RHP	Fred Lynn	3650.36
1980	B vs LHP	George Brett	547.436

1980	B vs RHP	George Brett (2)	6191.23
1981	B vs LHP	Mike Schmidt (2)	354.026
1981	B vs RHP	Mike Schmidt (3)	2178.68
1982	B vs LHP	Hal McRae	342.826
1982	B vs RHP	Hal McRae (2)	836.285
1983	B vs LHP	Wade Boggs	210.938
1983	B vs RHP	Dale Murphy	2190.8
1984	B vs LHP	Dwight Evans	334.881
1984	B vs RHP	Eddie Murray	1750.49
1985	B vs LHP	Don Mattingly	507.863
1985	B vs RHP	George Brett (3)	2238.59
1986	B vs LHP	Mike Schmidt (4)	524.413
1986	B vs RHP	Wade Boggs (2)	1731.22
1987	B vs LHP	Dwight Evans (2)	1006.01
1987	B vs RHP	Darryl Strawberry	2983.63
1988	B vs LHP	Jose Canseco	447.784
1988	B vs RHP	Jose Canseco (2)	905.483
1989	B vs LHP	Will Clark	1381.08
1989	B vs RHP	Will Clark (2)	1522.55
1990	B vs LHP	Barry Bonds	586.417
1990	B vs RHP	Barry Bonds (2)	726.756
1991	B vs LHP	Barry Bonds (3)	966.405
1991	B vs RHP	Barry Bonds (4)	2208.87
1992	B vs LHP	Barry Bonds (5)	986.987
1992	B vs RHP	Barry Bonds (6)	2137.92
1993	B vs LHP	Barry Bonds (7)	1815.03
1993	B vs RHP	Barry Bonds (8)	6495.51
1994	B vs LHP	Jeff Bagwell	2725.42
1994	B vs RHP	Frank Thomas	3888.77
1995	B vs LHP	Edgar Martinez	2563.81
1995	B vs RHP	Edgar Martinez (2)	6188.98
1996	B vs LHP	Barry Bonds (9)	2130.06
1996	B vs RHP	Barry Bonds (10)	8429.07
1997	B vs LHP	Tony Gwynn Sr.	1301.35
1997	B vs RHP	Larry Walker	5926.29
1998	B vs LHP	Jeff Bagwell (2)	768.064
1998	B vs RHP	Mark McGwire	13954.4
1999	B vs LHP	Manny Ramirez	1641.38
1999	B vs RHP	Manny Ramirez (2)	7093.71
2000	B vs LHP	Jason Giambi	1751.06
2000	B vs RHP	Todd Helton	13734.3
2001	B vs LHP	Barry Bonds (11)	5116.33
2001	B vs RHP	Barry Bonds (12)	26915.3
2002	B vs LHP	Barry Bonds (13)	8225.15
2002	B vs RHP	Barry Bonds (14)	19874.9
2003	B vs LHP	Barry Bonds (15)	2133.04
2003	B vs RHP	Barry Bonds (16)	6369.21
2004	B vs LHP	Barry Bonds (17)	7576.6
2004	B vs RHP	Barry Bonds (18)	45330.8
2005	B vs LHP	David Ortiz	1329.78
2005	B vs RHP	David Ortiz (2)	4485.47
2006	B vs LHP	David Ortiz (3)	723.257
2006	B vs RHP	Lance Berkman	5470.97
2007	B vs LHP	Magglio Ordonez	985.655
2007	B vs RHP	Alex Rodriguez	6989.63
2008	B vs LHP	Albert Pujols	1384.02
2008	B vs RHP	Albert Pujols (2)	3050.05
2009	B vs LHP	Albert Pujols (3)	1091.36
2009	B vs RHP	Albert Pujols (4)	6115.17
2010	B vs LHP	Miguel Cabrera	661.781
2010	B vs RHP	Joey Votto	2466.7
2011	B vs LHP	Jose Bautista	793.936
2011	B vs RHP	Jose Bautista (2)	3597.91
2012	B vs LHP	Buster Posey	724.091
2012	B vs RHP	Joey Votto (2)	1852.53
2013	B vs LHP	Miguel Cabrera (2)	1040.32
2013	B vs RHP	Chris Davis	5420.32
2014	B vs LHP	Mike Trout	206.195
2014	B vs RHP	Mike Trout (2)	1529.35
2015	B vs LHP	Joey Votto (3)	634.908
2015	B vs RHP	Bryce Harper	2042.04
2016	B vs LHP	Mike Trout (3)	546.507
2016	B vs RHP	Mike Trout (4)	2803.01
2017	B vs LHP	Nolan Arenado	582.177
2017	B vs RHP	Joey Votto (4)	2331.58
2018	B vs LHP	Mookie Betts	984.838
2018	B vs RHP	J.D. Martinez	2691.84
2019	B vs LHP	Cody Bellinger	695.538
2019	B vs RHP	Mike Trout (5)	2961.67
2020	B vs LHP	Marcell Ozuna	50.2219
2020	B vs RHP	Mike Yastrzemski	358.711
2021	B vs LHP	Shohei Ohtani	371.606
2021	B vs RHP	Bryce Harper (2)	2736.24
2022	B vs LHP	Aaron Judge	950.758
2022	B vs RHP	Aaron Judge (2)	7559.17
2023	B vs LHP	Mookie Betts (2)	856.853
2023	B vs RHP	Ronald Acuna	3676.74

Year	Pitcher	Figure of merit
1912	LHP Eddie Plank	-154.833
1912	RHP Walter Johnson	-666.48

1913	LHP	Rube Marquard	-47.5934
1913	RHP	Walter Johnson (2)	-280.237
1914	LHP	Dutch Leonard	-89.7935
1914	RHP	Bill James	-143.576
1915	LHP	Harry Coveleski	-53.1623
1915	RHP	Pete Alexander	-608.874
1916	LHP	Babe Ruth	-312.016
1916	RHP	Pete Alexander (2)	-688.83
1917	LHP	Babe Ruth (2)	-147.912
1917	RHP	Eddie Cicotte	-326.514
1918	LHP	Hippo Vaughn	-207.283
1918	RHP	Walter Johnson (3)	-652.24
1919	LHP	Hippo Vaughn (2)	-173.137
1919	RHP	Eddie Cicotte (2)	-489.605
1920	LHP	Wilbur Cooper	-75.8738
1920	RHP	Pete Alexander (3)	-357.086
1921	LHP	Eppa Rixey	-7.18016
1921	RHP	Red Faber	-96.6493
1922	LHP	Hub Pruettt	-23.9443
1922	RHP	Red Faber (2)	-43.085
1923	LHP	Herb Pennock	-42.0912
1923	RHP	Dolf Luque	-261.516
1924	LHP	Herb Pennock (2)	-106.999
1924	RHP	Dazzy Vance	-180.653
1925	LHP	Art Reinhart	-1.91542
1925	RHP	Stan Coveleski	-33.7598
1926	LHP	Percy Jones	-34.8958
1926	RHP	George Uhle	-100.565
1927	LHP	Garland Braxton	-32.6021
1927	RHP	Wilcy Moore	-231.663
1928	LHP	Lefty Grove	-91.7626
1928	RHP	Sheriff Blake	-101.711
1929	LHP	Lefty Grove (2)	-44.7311
1929	RHP	Firpo Marberry	-14.4979
1930	LHP	Lefty Grove (3)	-148.728
1930	RHP	Dazzy Vance (2)	-18.1884
1931	LHP	Lefty Grove (4)	-402.613
1931	RHP	Jesse Haines	-11.9118
1932	LHP	Lefty Grove (5)	-119.255
1932	RHP	Lon Warneke	-116.633
1933	LHP	Carl Hubbell	-537.009
1933	RHP	Hal Schumacher	-143.615
1934	LHP	Lefty Gomez	-105.745
1934	RHP	Dizzy Dean	-127.158
1935	LHP	Carl Hubbell (2)	-33.2744
1935	RHP	Paul Dean	-41.7477
1936	LHP	Carl Hubbell (3)	-430.287
1936	RHP	Danny MacFayden	-51.7008
1937	LHP	Cliff Melton	-55.1561
1937	RHP	Jim Turner	-132.366
1938	LHP	Carl Hubbell (4)	-21.9204
1938	RHP	Bill Lee	-127.453
1939	LHP	Lefty Grove (6)	-44.2856
1939	RHP	Bucky Walters	-129.56
1940	LHP	Larry French	-16.8056
1940	RHP	Bob Feller	-160.83
1941	LHP	Thornton Lee	-74.7833
1941	RHP	Bob Feller (2)	-95.55
1942	LHP	Larry French (2)	-70.007
1942	RHP	Mort Cooper	-267.545
1943	LHP	Max Lanier	-82.7046
1943	RHP	Mort Cooper (2)	-239.78
1944	LHP	Hal Newhouser	-65.688
1944	RHP	Ted Wilks	-164.064
1945	LHP	Hal Newhouser (2)	-140.019
1945	RHP	Roger Wolff	-233.716
1946	LHP	Hal Newhouser (3)	-316.98
1946	RHP	Bob Feller (3)	-317.429
1947	LHP	Warren Spahn	-110.027
1947	RHP	Ewell Blackwell	-137.612
1948	LHP	Harry Brecheen	-132.043
1948	RHP	Johnny Sain	-81.7053
1949	LHP	Howie Pollet	-106.356
1949	RHP	Ellis Kinder	-93.0145
1950	LHP	Curt Simmons	-19.8701
1950	RHP	Robin Roberts	-64.35
1951	LHP	Eddie Lopat	-51.9869
1951	RHP	Luis Aloma	-57.2439
1952	LHP	Bobby Shantz	-216.489
1952	RHP	Bob Lemon	-152.531
1953	LHP	Warren Spahn (2)	-176.254
1953	RHP	Lew Burdette	-35.308
1954	LHP	Johnny Antonelli	-107.887
1954	RHP	Mike Garcia	-102.269
1955	LHP	Whitey Ford	-61.0952
1955	RHP	Bob Turley	-31.7371
1956	LHP	Herb Score	-63.2561
1956	RHP	Don Newcombe	-60.0454
1957	LHP	Johnny Podres	-54.333
1957	RHP	Jim Bunning	-75.9905
1958	LHP	Whitey Ford (2)	-62.9316

1958	RHP	Red Witt	-57.6133
1959	LHP	Warren Spahn (3)	-31.3399
1959	RHP	Bob Shaw	-66.2944
1960	LHP	Frank Baumann	-33.981
1960	RHP	Lindy McDaniel	-89.6856
1961	LHP	Don Mossi	-17.8546
1961	RHP	Stu Miller	-79.1147
1962	LHP	Hank Aguirre	-67.2885
1962	RHP	Bob Purkey	-94.7302
1963	LHP	Sandy Koufax	-385.907
1963	RHP	Juan Marichal	-147.998
1964	LHP	Jim O'Toole	-153.371
1964	RHP	Dean Chance	-314.702
1965	LHP	Sandy Koufax (2)	-286.161
1965	RHP	Juan Marichal (2)	-141.007
1966	LHP	Sandy Koufax (3)	-344.815
1966	RHP	Juan Marichal (3)	-183.722
1967	LHP	Gary Peters	-66.3152
1967	RHP	Joe Horlen	-200.185
1968	LHP	Dave McNally	-185.464
1968	RHP	Bob Gibson	-574.297
1969	LHP	Jerry Koosman	-130.167
1969	RHP	Bob Gibson (2)	-236.643
1970	LHP	Tom Hall	-105.431
1970	RHP	Mudcat Grant	-90.1319
1971	LHP	Vida Blue	-264.153
1971	RHP	Tom Seaver	-264.188
1972	LHP	Steve Carlton	-431.35
1972	RHP	Gaylord Perry	-371.913
1973	LHP	John Hiller	-250.555
1973	RHP	Jim Palmer	-154.698
1974	LHP	Jim Kaat	-51.1859
1974	RHP	Luis Tiant	-90.2953
1975	LHP	Frank Tanana	-100.129
1975	RHP	Jim Palmer (2)	-228.425
1976	LHP	Frank Tanana (2)	-137.129
1976	RHP	Mark Fidrych	-94.4523
1977	LHP	John Candelaria	-91.2149
1977	RHP	Tom Seaver (2)	-103.149
1978	LHP	Ron Guidry	-233.075
1978	RHP	Jim Palmer (3)	-90.7284
1979	LHP	Ron Guidry (2)	-59.0124
1979	RHP	Aurelio Lopez	-73.7843
1980	LHP	Steve Carlton (2)	-162.15
1980	RHP	Doug Corbett	-166.82
1981	LHP	Fernando Valenzuela	-69.3353
1981	RHP	Steve McCatty	-83.3494
1982	LHP	Ed Vande Berg	-67.8166
1982	RHP	Joe Niekro	-140.499
1983	LHP	John Candelaria (2)	-35.4559
1983	RHP	John Denny	-69.9777
1984	LHP	Guillermo Hernandez	-232.891
1984	RHP	Dwight Gooden	-90.9279
1985	LHP	John Tudor	-251.683
1985	RHP	Dwight Gooden (2)	-727.724
1986	LHP	Bob Ojeda	-62.6142
1986	RHP	Mike Scott	-182.948
1987	LHP	Frank Viola	-27.5953
1987	RHP	Tim Burke	-59.42
1988	LHP	Frank Viola (2)	-186.337
1988	RHP	Orel Hershiser	-269.791
1989	LHP	Chuck Finley	-59.6251
1989	RHP	Bret Saberhagen	-191.462
1990	LHP	Chuck Finley (2)	-105.044
1990	RHP	Roger Clemens	-290.434
1991	LHP	Tom Glavine	-57.972
1991	RHP	Todd Frohwirth	-52.9577
1992	LHP	Greg Swindell	-51.8526
1992	RHP	Greg Maddux	-180.748
1993	LHP	Jimmy Key	-87.7041
1993	RHP	Kevin Appier	-134.743
1994	LHP	Randy Johnson	-24.5944
1994	RHP	Greg Maddux (2)	-204.707
1995	LHP	Randy Johnson (2)	-157.55
1995	RHP	Greg Maddux (3)	-406.091
1996	LHP	Al Leiter	-63.2459
1996	RHP	Kevin Brown	-143.598
1997	LHP	Randy Johnson (3)	-142.507
1997	RHP	Greg Maddux (4)	-257.171
1998	LHP	Al Leiter (2)	-86.8783
1998	RHP	Greg Maddux (5)	-107.798
1999	LHP	Randy Johnson (4)	-138.025
1999	RHP	Pedro Martinez	-169.966
2000	LHP	Randy Johnson (5)	-67.5071
2000	RHP	Pedro Martinez (2)	-308.821
2001	LHP	Randy Johnson (6)	-161.333
2001	RHP	Curt Schilling	-73.7713
2002	LHP	Randy Johnson (7)	-211.075
2002	RHP	Derek Lowe	-98.2805
2003	LHP	Johan Santana	-83.1035
2003	RHP	Pedro Martinez (3)	-139.072

2004	LHP	Johan Santana (2)	-146.389
2004	RHP	Brad Lidge	-91.9624
2005	LHP	Andy Pettitte	-125.931
2005	RHP	Roger Clemens (2)	-169.479
2006	LHP	Johan Santana (3)	-48.4204
2006	RHP	Joe Nathan	-81.3751
2007	LHP	Rafael Perez	-44.1749
2007	RHP	J.J. Putz	-101.155
2008	LHP	Cliff Lee	-124.138
2008	RHP	Tim Lincecum	-121.129
2009	LHP	Clayton Kershaw	-37.0105
2009	RHP	Zack Greinke	-153.322
2010	LHP	Hong-Chih Kuo	-84.3415
2010	RHP	Roy Halladay	-100.69
2011	LHP	Cliff Lee (2)	-113.622
2011	RHP	Jered Weaver	-181.325
2012	LHP	David Price	-102.127
2012	RHP	Jered Weaver (2)	-98.5433
2013	LHP	Clayton Kershaw (2)	-178.335
2013	RHP	Jose Fernandez	-117.369
2014	LHP	Clayton Kershaw (3)	-245.77
2014	RHP	Johnny Cueto	-226.384
2015	LHP	Clayton Kershaw (4)	-148.979
2015	RHP	Zack Greinke (2)	-380.963
2016	LHP	Clayton Kershaw (5)	-155.467
2016	RHP	Kyle Hendricks	-104.253
2017	LHP	Clayton Kershaw (6)	-98.7075
2017	RHP	Max Scherzer	-111.67
2018	LHP	Blake Snell	-171.198
2018	RHP	Jacob deGrom	-195.556
2019	LHP	Hyun-Jin Ryu	-80.3559
2019	RHP	Gerrit Cole	-92.1766
2020	LHP	Dallas Keuchel	-27.6495
2020	RHP	Shane Bieber	-53.8913
2021	LHP	Ranger Suarez	-79.3087
2021	RHP	Max Scherzer (2)	-87.1878
2022	LHP	Nestor Cortes	-98.7884
2022	RHP	Justin Verlander	-119.394
2023	LHP	Blake Snell (2)	-98.5017
2023	RHP	Gerrit Cole (2)	-93.6913

Year	Series	MVP	Figure of merit
1903	WS	Buck Freeman	2.37449
1905	WS	Christy Mathewson	1.86633
1906	WS	Jiggs Donahue	2.14834
1907	WS	Claude Rossman	1.13980
1908	WS	Harry Steinfeldt	5.16732
1909	WS	Fred Clarke	4.07720
1910	WS	Danny Murphy	7.11492
1911	WS	Home Run Baker	6.43033
1912	WS	Hugh Bedient	5.08156
1913	WS	Christy Mathewson	17.93483
1914	WS	Hank Gowdy	7.65957
1915	WS	Duffy Lewis	6.22116
1916	WS	Babe Ruth	7.75513
1917	WS	Eddie Cicotte	3.10231
1918	WS	Hippo Vaughn	10.64980
1919	WS	Shoeless Joe Jackson	4.87564
1920	WS	Stan Coveleski	8.35009
1921	WS	Waite Hoyt	12.29584
1922	WS	Frankie Frisch	2.85104
1923	WS	Bullet Joe Bush	11.42524
1924	WS	Bucky Harris	11.84707
1925	WS	Max Carey	11.13597
1926	WS	Herb Pennock	10.31302
1927	WS	Mark Koenig	4.35828
1928	WS	Lou Gehrig	20.72639
1929	WS	Jimmie Foxx	4.25044
1930	WS	George Earnshaw	16.75232
1931	WS	Bill Hallahan	11.02331
1932	WS	Lou Gehrig	13.30894
1933	WS	Carl Hubbell	10.55304
1934	WS	Dizzy Dean	6.30937
1935	WS	General Crowder	7.80801
1936	WS	Jake Powell	7.27634
1937	WS	Lefty Gomez	6.51614
1938	WS	Frankie Crosetti	3.76597
1939	WS	Charlie Keller	9.29810
1940	WS	Jimmy Ripple	2.67211
1941	WS	Charlie Keller	9.35252
1942	WS	Ernie White	4.02613
1943	WS	Spud Chandler	6.50923
1944	WS	George McQuinn	9.40651
1945	WS	Claude Passeau	4.30061
1946	WS	Harry Brecheen	10.42155
1947	WS	Johnny Lindell	7.86554
1948	WS	Johnny Sain	4.14856
1949	WS	Allie Reynolds	11.15663
1950	WS	Vic Raschi	6.90806
1951	WS	Eddie Lopat	2.84406
1952	WS	Duke Snider	9.37700

1953	WS	Billy Martin	5.91440
1954	WS	Dusty Rhodes	4.25565
1955	WS	Johnny Podres	4.58006
1956	WS	Clem Labine	7.99612
1957	WS	Lew Burdette	9.23474
1958	WS	Warren Spahn	15.55403
1959	WS	Larry Sherry	3.93919
1960	WS	Whitey Ford	5.11398
1961	WS	Whitey Ford	4.26694
1962	WS	Ralph Terry	9.29606
1963	WS	Sandy Koufax	3.27436
1964	WS	Tim McCarver	6.58312
1965	WS	Sandy Koufax	8.50249
1966	WS	Wally Bunker	2.99596
1967	WS	Bob Gibson	8.02623
1968	WS	Mickey Lolich	12.05575
1969	ALCS	Dave McNally	4.12587
1969	NLCS	Hank Aaron	7.81004
1969	WS	Mike Cuellar	4.19514
1970	ALCS	Stan Williams	2.49706
1970	NLCS	Gary Nolan	6.61550
1970	WS	Lee May	11.41463
1971	ALCS	Mike Cuellar	1.36641
1971	NLCS	Willie McCovey	5.56912
1971	WS	Steve Blass	4.96044
1972	ALCS	Blue Moon Odom	4.23416
1972	NLCS	Johnny Bench	2.80833
1972	WS	Gene Tenace	12.10905
1973	ALCS	Ken Holtzman	5.23108
1973	NLCS	Tug McGraw	4.17889
1973	WS	Rollie Fingers	3.23910
1974	ALCS	Vida Blue	4.82100
1974	NLCS	Don Sutton	10.85996
1974	WS	Rollie Fingers	1.96174
1975	ALCS	Carl Yastrzemski	2.10242
1975	NLCS	Duffy Dyer	1.40807
1975	WS	Bernie Carbo	8.54285
1976	ALCS	Chris Chambliss	5.09145
1976	NLCS	Jay Johnstone	5.45888
1976	WS	Johnny Bench	2.44990
1977	ALCS	Paul Splittorff	3.32561
1977	NLCS	Dusty Baker	2.78899
1977	WS	Reggie Jackson	8.42755
1978	ALCS	George Brett	2.47742
1978	NLCS	Steve Carlton	2.49729
1978	WS	Reggie Jackson	6.76359
1979	ALCS	Eddie Murray	3.31830
1979	NLCS	Don Robinson	1.84479
1979	WS	Phil Garner	2.00343
1980	ALCS	Frank White	2.91796
1980	NLCS	Terry Puhl	13.86850
1980	WS	Willie Aikens	13.98834
1981	ALCS	Dave Righetti	2.48704
1981	ALD1	Rich Gossage	6.13683
1981	ALD2	Steve McCatty	3.59922
1981	NLCS	Ray Burris	6.42114
1981	NLD1	Steve Rogers	9.31141
1981	NLD2	Jerry Reuss	6.69684
1981	WS	Pedro Guerrero	6.38581
1982	ALCS	Fred Lynn	3.56037
1982	NLCS	Darrell Porter	4.03969
1982	WS	Robin Yount	7.05506
1983	ALCS	Britt Burns	5.18774
1983	NLCS	Gary Matthews Sr.	3.13267
1983	WS	Scott McGregor	4.07858
1984	ALCS	Milt Wilcox	2.71868
1984	NLCS	Steve Garvey	5.07122
1984	WS	Jack Morris	4.94887
1985	ALCS	George Brett	8.65140
1985	NLCS	Ozzie Smith	3.31697
1985	WS	Bret Saberhagen	3.16538
1986	ALCS	Don Baylor	6.12855
1986	NLCS	Darryl Strawberry	6.21869
1986	WS	Jesse Orosco	6.36866
1987	ALCS	Juan Berenguer	5.97341
1987	NLCS	Jeffrey Leonard	5.29996
1987	WS	Tony Pena	2.17809
1988	ALCS	Ron Hassey	2.38716
1988	NLCS	Orel Hershiser	6.17679
1988	WS	Orel Hershiser	5.71955
1989	ALCS	Rickey Henderson	6.49089
1989	NLCS	Will Clark	17.47536
1989	WS	Rickey Henderson	3.34742
1990	ALCS	Dave Stewart	6.22391
1990	NLCS	Sid Bream	3.94015
1990	WS	Billy Hatcher	6.84106
1991	ALCS	Roberto Alomar	6.92843
1991	NLCS	Steve Avery	11.92465
1991	WS	Jack Morris	19.10505
1992	ALCS	John Olerud	5.11342
1992	NLCS	Francisco Cabrera	1.99220

1992	WS	Tom Glavine	3.64323
1993	ALCS	Paul Molitor	5.47490
1993	NLCS	Fred McGriff	7.40440
1993	WS	Paul Molitor	18.16311
1995	ALCS	Orel Hershiser	3.35430
1995	ALD1	Albert Belle	2.68821
1995	ALD2	Ken Griffey Jr.	16.44204
1995	NLCS	Fred McGriff	4.15971
1995	NLD1	Vinny Castilla	10.00320
1995	NLD2	Eric Karros	5.58234
1995	WS	Tom Glavine	3.85336
1996	ALCS	Bernie Williams	14.84500
1996	ALD1	Juan Gonzalez	13.62483
1996	ALD2	Brady Anderson	3.33104
1996	NLCS	Mark Lemke	11.62641
1996	NLD1	Ken Caminiti	1.52033
1996	NLD2	John Smoltz	3.04552
1996	WS	Andruw Jones	5.18102
1997	ALCS	Mike Mussina	14.00779
1997	ALD1	Sandy Alomar	4.15709
1997	ALD2	Jeff Fassero	2.95174
1997	NLCS	Livan Hernandez	2.82631
1997	NLD1	Devon White	2.03893
1997	NLD2	Greg Maddux	1.92272
1997	WS	Chad Ogea	3.44701
1998	ALCS	Mariano Rivera	3.25562
1998	ALD1	Nomar Garciaparra	2.99841
1998	ALD2	David Cone	2.64081
1998	NLCS	Michael Tucker	7.26847
1998	NLD1	Kevin Brown	3.28261
1998	NLD2	Kevin Tapani	2.05941
1998	WS	Tony Gwynn Sr.	7.95780
1999	ALCS	Orlando Hernandez	2.91084
1999	ALD1	Jim Thome	12.63427
1999	ALD2	Orlando Hernandez	1.93026
1999	NLCS	Melvin Mora	3.64706
1999	NLD1	John Olerud	4.49021
1999	NLD2	Brian Jordan	9.70636
1999	WS	Chuck Knoblauch	4.44569
2000	ALCS	Alex Rodriguez	4.54551
2000	ALD1	Jeremy Giambi	1.40719
2000	ALD2	Brett Tomko	2.11900
2000	NLCS	Edgardo Alfonzo	6.30532
2000	NLD1	Jim Edmonds	5.11642
2000	NLD2	J. T. Snow	5.61610
2000	WS	Derek Jeter	2.83566
2001	ALCS	Bret Boone	5.03122
2001	ALD1	Ichiro Suzuki	4.73505
2001	ALD2	Tim Hudson	4.79225
2001	NLCS	Randy Johnson	2.87415
2001	NLD1	Tom Glavine	4.22030
2001	NLD2	Curt Schilling	9.06839
2001	WS	Miguel Batista	6.38206
2002	ALCS	John Lackey	3.11696
2002	ALD1	A. J. Pierzynski	2.50899
2002	ALD2	Jason Giambi	5.50972
2002	NLCS	Barry Bonds	4.11097
2002	NLD1	Miguel Cairo	2.17268
2002	NLD2	Mark DeRosa	1.51934
2002	WS	Barry Bonds	10.03794
2003	ALCS	Mariano Rivera	3.63894
2003	ALD1	Torii Hunter	1.75142
2003	ALD2	Derek Lowe	3.52593
2003	NLCS	Ivan Rodriguez	7.98929
2003	NLD1	Kerry Wood	4.68356
2003	NLD2	Ivan Rodriguez	7.21331
2003	WS	Josh Beckett	8.89688
2004	ALCS	David Ortiz	7.94469
2004	ALD1	David Ortiz	6.87560
2004	ALD2	Alex Rodriguez	7.71783
2004	NLCS	Albert Pujols	19.78342
2004	NLD1	Edgar Renteria	2.49139
2004	NLD2	Rafael Furcal	3.20755
2004	WS	Larry Walker	2.33850
2005	ALCS	Joe Crede	4.78145
2005	ALD1	Orlando Hernandez	4.92188
2005	ALD2	Bengie Molina	4.44952
2005	NLCS	Roy Oswalt	4.82775
2005	NLD1	David Eckstein	1.51442
2005	NLD2	Lance Berkman	4.30815
2005	WS	Lance Berkman	12.28360
2006	ALCS	Milton Bradley	4.25061
2006	ALD1	Barry Zito	1.93717
2006	ALD2	Carlos Guillen	2.35664
2006	NLCS	Carlos Delgado	5.42321
2006	NLD1	Jeff Weaver	1.16884
2006	NLD2	Jeff Kent	2.42144
2006	WS	Sean Casey	4.43138
2007	ALCS	Manny Ramirez	8.11946
2007	ALD1	David Ortiz	3.54904
2007	ALD2	Roberto Hernandez	3.64157

2007	NLCS	Brad Hawpe	1.89735
2007	NLD1	Chris Young	4.01935
2007	NLD2	Kazuo Matsui	5.72043
2007	WS	Jacoby Ellsbury	1.62319
2008	ALCS	Melvin Upton	6.60811
2008	ALD1	Jon Lester	7.89993
2008	ALD2	Akinori Iwamura	4.00756
2008	NLCS	Manny Ramirez	9.20876
2008	NLD1	James Loney	3.87362
2008	NLD2	Shane Victorino	2.41449
2008	WS	Jayson Werth	3.09458
2009	ALCS	Alex Rodriguez	6.46405
2009	ALD1	Alex Rodriguez	13.13914
2009	ALD2	Vladimir Guerrero	3.90294
2009	NLCS	Carlos Ruiz	5.32140
2009	NLD1	Ryan Howard	6.43516
2009	NLD2	Adam Wainwright	2.59633
2009	WS	Hideki Matsui	5.03422
2010	ALCS	Bengie Molina	3.67330
2010	ALD1	Curtis Granderson	2.24913
2010	ALD2	Ian Kinsler	5.04780
2010	NLCS	Cody Ross	6.82808
2010	NLD1	Cole Hamels	2.44563
2010	NLD2	Eric Hinske	2.82779
2010	WS	Edgar Renteria	3.20627
2011	ALCS	Miguel Cabrera	14.38454
2011	ALD1	Mike Napoli	1.86708
2011	ALD2	Max Scherzer	1.18382
2011	NLCS	David Freese	10.59004
2011	NLD1	Ryan Braun	3.85492
2011	NLD2	Cole Hamels	1.75494
2011	WS	Lance Berkman	14.86039
2012	ALCS	Anibal Sanchez	3.89185
2012	ALD1	Justin Verlander	6.40454
2012	ALD2	Darren O'Day	12.94981
2012	ALWC	Joe Saunders	1.55827
2012	NLCS	Marco Scutaro	5.82753
2012	NLD1	Homer Bailey	1.38536
2012	NLD2	Carlos Beltran	5.36707
2012	NLWC	David Ross	1.97993
2012	WS	Madison Bumgarner	1.67042
2013	ALCS	Max Scherzer	6.60296
2013	ALD1	David Ortiz	3.93428
2013	ALD2	Justin Verlander	11.30015
2013	ALWC	Alex Cobb	1.61504
2013	NLCS	Michael Wacha	5.71756
2013	NLD1	Carlos Beltran	3.64885
2013	NLD2	Chris Johnson	2.86831
2013	NLWC	Francisco Liriano	0.52415
2013	WS	David Ortiz	18.83297
2014	ALCS	Kelvin Herrera	6.01806
2014	ALD1	Nelson Cruz	3.89059
2014	ALD2	Alex Gordon	3.31834
2014	ALWC	Brandon Moss	2.84454
2014	NLCS	Jeremy Affeldt	3.65048
2014	NLD1	Jordan Zimmermann	5.70300
2014	NLD2	Matt Carpenter	9.95943
2014	NLWC	Madison Bumgarner	1.48633
2014	WS	Madison Bumgarner	11.45450
2015	ALCS	Jose Bautista	3.10448
2015	ALD1	Kendrys Morales	5.14884
2015	ALD2	Roberto Osuna	2.87381
2015	ALWC	Dallas Keuchel	1.74165
2015	NLCS	Lucas Duda	1.98062
2015	NLD1	Justin Turner	7.52523
2015	NLD2	Jorge Soler	1.89524
2015	NLWC	Jake Arrieta	1.67177
2015	WS	Alex Gordon	2.43447
2016	ALCS	Corey Kluber	2.97653
2016	ALD1	Troy Tulowitzki	1.98469
2016	ALD2	Corey Kluber	0.66677
2016	ALWC	Mychal Givens	1.31938
2016	NLCS	Jon Lester	1.91329
2016	NLD1	Jon Lester	3.59316
2016	NLD2	Justin Turner	3.53363
2016	NLWC	Madison Bumgarner	4.69392
2016	WS	Anthony Rizzo	4.03514
2017	ALCS	Justin Verlander	10.83088
2017	ALD1	Rafael Devers	2.76143
2017	ALD2	Masahiro Tanaka	3.13038
2017	ALWC	Eddie Rosario	1.10569
2017	NLCS	Justin Turner	3.64625
2017	NLD1	Yasiel Puig	0.82930
2017	NLD2	Michael Taylor	3.42968
2017	NLWC	Ketel Marte	0.45858
2017	WS	George Springer	14.05931
2018	ALCS	Jackie Bradley	9.44504
2018	ALD1	Alex Bregman	4.90126
2018	ALD2	Nathan Eovaldi	0.76300
2018	ALWC	Dellin Betances	0.43637
2018	NLCS	Brandon Woodruff	2.25573

2018	NLD1	Justin Turner	1.86206
2018	NLD2	Christian Yelich	1.48454
2018	NLWC	Kyle Freeland	2.25090
2018	WS	Steve Pearce	8.12630
2019	ALCS	Jose Altuve	6.23842
2019	ALD1	Gleyber Torres	1.70237
2019	ALD2	Gerrit Cole	5.62979
2019	ALWC	Yandy Diaz	0.55619
2019	NLCS	Max Scherzer	2.41066
2019	NLD1	Ronald Acuna	5.07932
2019	NLD2	Juan Soto	7.45257
2019	NLWC	Juan Soto	2.82259
2019	WS	Juan Soto	2.96799
2020	ALCS	Jose Altuve	5.36683
2020	ALD1	Carlos Correa	6.61585
2020	ALD2	Randy Arozarena	1.19769
2020	ALW1	Sean Murphy	1.77999
2020	ALW2	Gleyber Torres	3.71626
2020	ALW3	Framber Valdez	2.14484
2020	ALW4	Blake Snell	1.36729
2020	NLCS	Marcell Ozuna	2.11232
2020	NLD1	Travis d'Arnaud	5.73517
2020	NLD2	Corey Seager	1.41473
2020	NLW1	Trevor Bauer	4.55997
2020	NLW2	Sixto Sanchez	1.78814
2020	NLW3	Clayton Kershaw	2.24535
2020	NLW4	Jake Cronenworth	3.18661
2020	WS	Corey Seager	6.65500
2021	ALCS	Yordan Alvarez	5.89257
2021	ALD1	Randy Arozarena	4.09476
2021	ALD2	Kyle Tucker	4.46807
2021	ALWC	Xander Bogaerts	0.54615
2021	NLCS	Eddie Rosario	17.43144
2021	NLD1	Freddie Freeman	2.14091
2021	NLD2	Logan Webb	4.15724
2021	NLWC	Chris Taylor	0.44910
2021	WS	Jorge Soler	2.96800
2022	ALCS	Jeremy Pena	1.37426
2022	ALD1	Emmanuel Clase	2.69097
2022	ALD2	Yordan Alvarez	17.73325
2022	ALW1	Triston McKenzie	2.21000
2022	ALW2	Cal Raleigh	3.29414
2022	NLCS	Zack Wheeler	5.12540
2022	NLD1	Matt Olson	2.39009
2022	NLD2	Robert Suarez	3.10865
2022	NLW1	Trent Grisham	1.86091
2022	NLW2	Zack Wheeler	3.34248
2022	WS	Ryan Pressly	3.28092
2023	ALCS	Adolis Garcia	12.46846
2023	ALD1	Corey Seager	1.95828
2023	ALD2	Yordan Alvarez	2.80892
2023	ALW1	Sonny Gray	1.16352
2023	ALW2	Jordan Montgomery	1.92375
2023	NLCS	Zack Wheeler	3.00624
2023	NLD1	Brandon Pfaadt	0.59312
2023	NLD2	Bryce Harper	4.15154
2023	NLW1	Corbin Carroll	4.10878
2023	NLW2	Aaron Nola	1.41654
2023	WS	Corey Seager	8.97932

1903
WS: BOS (w) vs PIT (l) ^l ^W ^l ^L ^w ^w ^w ^W

1905
WS: NY1 (w) vs PHA (l) ^w ^l ^w ^W ^W

1906
WS: CHA (w) vs CHN (l) ^w ^l ^w ^l w ^W

1907
WS: CHN (w) vs DET (l) t. ^W ^W ^w ^w

1908
WS: CHN (w) vs DET (l) w ^W ^l ^w ^w

1909
WS: PIT (w) vs DET (l) ^W ^l ^w ^L ^W ^L ^w

1910
WS: PHA (w) vs CHN (l) ^W ^W ^w L; ^w

1911
WS: PHA (w) vs NY1 (l) ^L ^W ^w. ^W L; ^W

1912
WS: BOS (w) vs NY1 (l) ^w t. ^l ^w ^W ^L ^l W;

1913
WS: PHA (w) vs NY1 (l) ^w ^l. ^w ^W ^w

1914
WS: BSN (w) vs PHA (l) ^w ^w W; ^W

1915
WS: BOS (w) vs PHI (l) ^L ^w ^W, ^W ^w

1916
WS: BOS (w) vs BRO (l) W ^W; L ^w ^W

1917
WS: CHA (w) vs NY1 (l) ^W ^W ^L ^L W ^w

1918
WS: BOS (w) vs CHN (l) ^w ^L ^w W ^l ^W

1919

WS: CIN (w) vs CHA (1) ^W ^W ^L ^w ^w ^l. ^l ^w
 1920
 WS: CLE (w) vs BRO (1) ^w ^L ^L ^W ^W ^W ^W
 1921
 WS: NY1 (w) vs NYA (1) ^l ^L W ^w ^l w ^W ^w
 1922
 WS: NY1 (w) vs NYA (1) W ^t. ^W ^w ^W
 1923
 WS: NYA (w) vs NY1 (1) l ^w ^l w ^W w
 1924
 WS: WS1 (w) vs NY1 (1) ^l. W, L w L ^W W;
 1925
 WS: PIT (w) vs WS1 (1) ^l ^W L ^L ^w ^W W
 1926
 WS: SLN (w) vs NYA (1) ^L ^w ^W ^l ^l. ^w w
 1927
 WS: NYA (w) vs PIT (1) w ^w ^W ^W,
 1928
 WS: NYA (w) vs SLN (1) ^W ^W ^w ^w
 1929
 WS: PHA (w) vs CHN (1) ^w w ^l W W,
 1930
 WS: PHA (w) vs SLN (1) ^W ^W ^L ^L w ^W
 1931
 WS: SLN (w) vs PHA (1) ^l ^W ^w ^L ^w ^l W
 1932
 WS: NYA (w) vs CHN (1) ^W ^W w w
 1933
 WS: NY1 (w) vs WS1 (1) ^W ^W ^L ^w. w.
 1934
 WS: SLN (w) vs DET (1) ^w ^L; ^W ^l ^l ^w ^w
 1935
 WS: DET (w) vs CHN (1) ^l ^W w. ^w L ^W,
 1936
 WS: NYA (w) vs NY1 (1) ^L ^w W ^W ^l. w
 1937
 WS: NYA (w) vs NY1 (1) ^W ^W w ^L ^w
 1938
 WS: NYA (w) vs CHN (1) ^w w ^W ^W
 1939
 WS: NYA (w) vs CIN (1) ^W, ^W w w.
 1940
 WS: CIN (w) vs DET (1) ^l ^W ^L ^w ^L ^W ^W
 1941
 WS: NYA (w) vs BRO (1) ^W ^l ^w w ^w
 1942
 WS: SLN (w) vs NYA (1) l ^W ^w w ^w
 1943
 WS: NYA (w) vs SLN (1) ^W ^l W ^w ^w
 1944
 WS: SLN (w) vs SLA (1) ^l W; ^L ^w ^w W
 1945
 WS: DET (w) vs CHN (1) ^l ^W ^l ^w ^w L; ^w
 1946
 WS: SLN (w) vs BOS (1) l. ^W ^L ^w ^L ^W W
 1947
 WS: NYA (w) vs BRO (1) W ^W L L, ^w l W
 1948
 WS: CLE (w) vs BSN (1) ^L ^w ^W ^W l w
 1949
 WS: NYA (w) vs BRO (1) ^W, ^l w w w
 1950
 WS: NYA (w) vs PHI (1) ^w ^w. W, W
 1951
 WS: NYA (w) vs NY1 (1) ^l ^W L ^w ^w W
 1952
 WS: NYA (w) vs BRO (1) ^L ^w ^l ^W ^l. w w
 1953
 WS: NYA (w) vs BRO (1) W ^W ^L L w W,
 1954
 WS: NY1 (w) vs CLE (1) W; ^W w w
 1955
 WS: BRO (w) vs NYA (1) L ^L ^W W W ^L ^w
 1956
 WS: NYA (w) vs BRO (1) ^L L ^W ^W !W ^L; ^w
 1957
 WS: MLN (w) vs NYA (1) ^L ^w l ^W; ^W ^L ^w
 1958
 WS: NYA (w) vs MLN (1) ^L; ^L W ^l ^W w. w
 1959
 WS: LAN (w) vs CHA (1) L w W W l w
 1960
 WS: PIT (w) vs NYA (1) W l ^L w w ^l W,
 1961
 WS: NYA (w) vs CIN (1) ^W ^l w w w
 1962
 WS: NYA (w) vs SFN (1) ^w ^L ^W l ^W ^L ^w
 1963
 WS: LAN (w) vs NYA (1) ^w w ^W ^W
 1964
 WS: SLN (w) vs NYA (1) W ^l ^L, w ^w. l ^W

1965
WS: LAN (w) vs MIN (1) ^L ^L ^W ^W ^W ^L ^w
1966
WS: BAL (w) vs LAN (1) w ^w ^W ^W
1967
WS: SLN (w) vs BOS (1) ^w ^L ^W ^W ^1 L ^w
1968
WS: DET (w) vs SLN (1) ^L ^w l ^1 ^W ^w ^w
1969
ALCS: BAL (w) vs MIN (1) W; ^W; ^w
NLCS: NYN (w) vs ATL (1) w w W
WS: NYN (w) vs BAL (1) ^L w W ^W; ^W
1970
ALCS: BAL (w) vs MIN (1) w ^w ^W
NLCS: CIN (w) vs PIT (1) w w W
WS: BAL (w) vs CIN (1) w w ^W l ^W
1971
ALCS: BAL (w) vs OAK (1) W ^W ^w
NLCS: PIT (w) vs SFN (1) ^L w W W
WS: PIT (w) vs BAL (1) ^L L ^W W ^W L; ^w
1972
ALCS: OAK (w) vs DET (1) W; ^W ^L L; w
NLCS: CIN (w) vs PIT (1) L w l ^W W,
WS: OAK (w) vs CIN (1) w w l W, l L w
1973
ALCS: OAK (w) vs BAL (1) ^L w ^W; l ^W
NLCS: NYN (w) vs CIN (1) L, ^w ^W l W
WS: OAK (w) vs NYN (1) W l w L L W W
1974
ALCS: OAK (w) vs BAL (1) l ^W ^w w
NLCS: LAN (w) vs PIT (1) ^w w l W
WS: OAK (w) vs LAN (1) w L W W W
1975
ALCS: BOS (w) vs OAK (1) ^W W w
NLCS: CIN (w) vs PIT (1) ^W W w
WS: CIN (w) vs BOS (1) ^L w W; ^1 W L; w
1976
ALCS: NYA (w) vs KCA (1) ^w L W l W,
NLCS: CIN (w) vs PHI (1) w w W,
WS: CIN (w) vs NYA (1) W W, w w
1977
ALCS: NYA (w) vs KCA (1) l ^W ^L w w
NLCS: LAN (w) vs PHI (1) l ^W w ^w
WS: NYA (w) vs LAN (1) W; ^1 ^w ^w ^L ^W
1978
ALCS: NYA (w) vs KCA (1) w L W W
NLCS: LAN (w) vs PHI (1) w ^w ^1 W;
WS: NYA (w) vs LAN (1) L L ^W W; ^W w
1979
ALCS: BAL (w) vs CAL (1) W; W L, ^w
NLCS: PIT (w) vs CIN (1) w w ^W
WS: PIT (w) vs BAL (1) ^L w ^1 l W w w
1980
ALCS: KCA (w) vs NYA (1) ^W W w
NLCS: PHI (w) vs HOU (1) W l L; w w
WS: PHI (w) vs KCA (1) W W L; L w W
1981
ALD1: NYA (w) vs MIL (1) w w l l W
ALD2: OAK (w) vs KCA (1) ^w ^w W
NLD1: MON (w) vs PHI (1) W W L L; ^w
NLD2: LAN (w) vs HOU (1) ^L, L; W ^W ^W
ALCS: NYA (w) vs OAK (1) W W w
NLCS: LAN (w) vs MON (1) W ^1 ^L w w
WS: LAN (w) vs NYA (1) L L ^W W ^W w
1982
ALCS: MIL (w) vs CAL (1) ^L ^L W W W
NLCS: SLN (w) vs ATL (1) ^W W, w
WS: SLN (w) vs MIL (1) ^1 W w L L ^W W
1983
ALCS: BAL (w) vs CHA (1) ^1 ^W w w
NLCS: PHI (w) vs LAN (1) w L ^W W
WS: BAL (w) vs PHI (1) l ^W w w ^w
1984
ALCS: DET (w) vs KCA (1) w w W
NLCS: SDN (w) vs CHN (1) L L W W, W
WS: DET (w) vs SDN (1) ^w L W ^W W
1985
ALCS: KCA (w) vs TOR (1) L L; W l ^W w w
NLCS: SLN (w) vs LAN (1) L ^L W W W, w
WS: KCA (w) vs SLN (1) l l ^w ^L ^w W, ^W
1986
ALCS: BOS (w) vs CAL (1) ^1 ^W L L; w W W
NLCS: NYN (w) vs HOU (1) ^L ^w W, ^1 W; w
WS: NYN (w) vs BOS (1) l l w w ^L W; W
1987
ALCS: MIN (w) vs DET (1) W W L w w
NLCS: SLN (w) vs SFN (1) W ^1 w ^L L W ^W
WS: MIN (w) vs SLN (1) W W L L L W W
1988
ALCS: OAK (w) vs BOS (1) w w W W
NLCS: LAN (w) vs NYN (1) l W L w w ^1 ^W

WS: LAN (w) vs OAK (1) W, ^W L, w ^w
 1989
 ALCS: OAK (w) vs TOR (1) W W L w w
 NLCS: SFN (w) vs CHN (1) w L W W W
 WS: OAK (w) vs SFN (1) ^W W w w
 1990
 ALCS: OAK (w) vs BOS (1) w w W W
 NLCS: CIN (w) vs PIT (1) l W w w L W
 WS: CIN (w) vs OAK (1) W W; w w
 1991
 ALCS: MIN (w) vs TOR (1) W l w· w w
 NLCS: ATL (w) vs PIT (1) L w W l· l w ^w
 WS: MIN (w) vs ATL (1) W W L; L, L W; ^W;
 1992
 ALCS: TOR (w) vs OAK (1) l W w w· ^L W
 NLCS: ATL (w) vs PIT (1) W W ^L w ^L ^l W,
 WS: TOR (w) vs ATL (1) ^L w W, W l w·
 1993
 ALCS: TOR (w) vs CHA (1) w w ^l l W w
 NLCS: PHI (w) vs ATL (1) W; l L w w· W
 WS: TOR (w) vs PHI (1) W l w w ^L W,
 1995
 ALD1: CLE (w) vs BOS (1) W; W w
 ALD2: SEA (w) vs NYA (1) L L; W W W;
 NLD1: ATL (w) vs COL (1) w w l· W
 NLD2: CIN (w) vs LAN (1) w w W
 ALCS: CLE (w) vs SEA (1) L w l· W W w
 NLCS: ATL (w) vs CIN (1) w· w· W W
 WS: ATL (w) vs CLE (1) ^W W L; w L W
 1996
 ALD1: NYA (w) vs TEX (1) ^l W; w w
 ALD2: BAL (w) vs CLE (1) W W L w·
 NLD1: SLN (w) vs SDN (1) W W w
 NLD2: ATL (w) vs LAN (1) w· w W
 ALCS: NYA (w) vs BAL (1) W; l w w w
 NLCS: ATL (w) vs SLN (1) W l L L w W W
 WS: NYA (w) vs ATL (1) l l w w· w W
 1997
 ALD1: CLE (w) vs NYA (1) L w ^l W, W
 ALD2: BAL (w) vs SEA (1) w w l W
 NLD1: FLO (w) vs SFN (1) W, W, w
 NLD2: ATL (w) vs HOU (1) ^W W ^w
 ALCS: CLE (w) vs BAL (1) L w W; W, l w·
 NLCS: FLO (w) vs ATL (1) w L W ^l ^W ^w
 WS: FLO (w) vs CLE (1) W l w L w l W;
 1998
 ALD1: CLE (w) vs BOS (1) l W w w
 ALD2: NYA (w) vs TEX (1) W W w
 NLD1: SDN (w) vs HOU (1) w L, W W
 NLD2: ATL (w) vs CHN (1) W W; w
 ALCS: NYA (w) vs CLE (1) W l· ^L w w W
 NLCS: SDN (w) vs ATL (1) w· ^w W l l w
 WS: NYA (w) vs SDN (1) W W w w
 1999
 ALD1: BOS (w) vs CLE (1) L, L W W w
 ALD2: NYA (w) vs TEX (1) W W w
 NLD1: NYN (w) vs ARI (1) w L W W;
 NLD2: ATL (w) vs HOU (1) l ^W w· w
 ALCS: NYA (w) vs BOS (1) W; W L w w
 NLCS: ATL (w) vs NYN (1) W W w L L; W;
 WS: NYA (w) vs ATL (1) w w W; W
 2000
 ALD1: NYA (w) vs OAK (1) L w W l w
 ALD2: SEA (w) vs CHA (1) w· w W,
 NLD1: SLN (w) vs ATL (1) W W w
 NLD2: NYN (w) vs SFN (1) L w· W; ^W
 ALCS: NYA (w) vs SEA (1) l W w ^w L W
 NLCS: NYN (w) vs SLN (1) w w l W ^W
 WS: NYA (w) vs NYN (1) W; W L w w
 2001
 ALD1: SEA (w) vs CLE (1) l W L w W
 ALD2: NYA (w) vs OAK (1) l l w w W
 NLD1: ATL (w) vs HOU (1) w w W
 NLD2: ARI (w) vs SLN (1) ^W l w L ^W,
 ALCS: NYA (w) vs SEA (1) w w l W, W
 NLCS: ARI (w) vs ATL (1) ^W l ^w w w
 WS: ARI (w) vs NYA (1) W ^W L L; L; W W,
 2002
 ALD1: MIN (w) vs OAK (1) w L l W w
 ALD2: ANA (w) vs NYA (1) L w W W
 NLD1: SLN (w) vs ARI (1) w w W
 NLD2: SFN (w) vs ATL (1) w L l W w
 ALCS: ANA (w) vs MIN (1) L w W W W
 NLCS: SFN (w) vs SLN (1) w w l W W,
 WS: ANA (w) vs SFN (1) l W w L L W W
 2003
 ALD1: NYA (w) vs MIN (1) l W w w
 ALD2: BOS (w) vs OAK (1) L; L W; W w
 NLD1: CHN (w) vs ATL (1) w L ^W l w
 NLD2: FLO (w) vs SFN (1) ^L w W; W
 ALCS: NYA (w) vs BOS (1) l W w L w l W;

NLCS: FLO (w) vs CHN (1) w· L l· l ^W w w
 WS: FLO (w) vs NYA (1) w L l W; W ^w
 2004
 ALD1: BOS (w) vs ANA (1) w w W;
 ALD2: NYA (w) vs MIN (1) l W; w w·
 NLD1: SLN (w) vs LAN (1) W W ^L w
 NLD2: HOU (w) vs ATL (1) w L; W l w
 ALCS: BOS (w) vs NYA (1) L L l W; W; w w
 NLCS: SLN (w) vs HOU (1) W W L L L, W; W
 WS: BOS (w) vs SLN (1) W W w w
 2005
 ALD1: CHA (w) vs BOS (1) W W w
 ALD2: ANA (w) vs NYA (1) l W w L W
 NLD1: SLN (w) vs SDN (1) W W w
 NLD2: HOU (w) vs ATL (1) w L W W;
 ALCS: CHA (w) vs ANA (1) l ^W, ^w ^w ^w
 NLCS: HOU (w) vs SLN (1) L w W W l w
 WS: CHA (w) vs HOU (1) W W, w· w
 2006
 ALD1: OAK (w) vs MIN (1) w w W
 ALD2: DET (w) vs NYA (1) L w W W
 NLD1: SLN (w) vs SDN (1) w w l W
 NLD2: NYN (w) vs LAN (1) W W w
 ALCS: DET (w) vs OAK (1) w w W W,
 NLCS: SLN (w) vs NYN (1) L w W l W L w
 WS: SLN (w) vs DET (1) w L W W W
 2007
 ALD1: BOS (w) vs ANA (1) ^W W, w
 ALD2: CLE (w) vs NYA (1) W W; L w
 NLD1: ARI (w) vs CHN (1) W W w
 NLD2: COL (w) vs PHI (1) w w W
 ALCS: BOS (w) vs CLE (1) W l· L L w W W
 NLCS: COL (w) vs ARI (1) w w· W W
 WS: BOS (w) vs COL (1) W W w w
 2008
 ALD1: BOS (w) vs ANA (1) w w l· W,
 ALD2: TBA (w) vs CHA (1) W W L w
 NLD1: LAN (w) vs CHN (1) w w W
 NLD2: PHI (w) vs MIL (1) W W L w
 ALCS: TBA (w) vs BOS (1) l W; w w L, l W
 NLCS: PHI (w) vs LAN (1) W W L w w
 WS: PHI (w) vs TBA (1) w L W, W W
 2009
 ALD1: NYA (w) vs MIN (1) W W; w
 ALD2: ANA (w) vs BOS (1) W W w
 NLD1: PHI (w) vs COL (1) ^W l w w
 NLD2: LAN (w) vs SLN (1) W W, w
 ALCS: NYA (w) vs ANA (1) W W; L; w L W
 NLCS: PHI (w) vs LAN (1) w L W W, W
 WS: NYA (w) vs PHI (1) ^l W w w L W
 2010
 ALD1: NYA (w) vs MIN (1) w w W
 ALD2: TEX (w) vs TBA (1) w w l l ^w
 NLD1: PHI (w) vs CIN (1) ^W W ^w
 NLD2: SFN (w) vs ATL (1) ^W l· w w
 ALCS: TEX (w) vs NYA (1) l W w w L W
 NLCS: SFN (w) vs PHI (1) w L W W, l w
 WS: SFN (w) vs TEX (1) W W L w w
 2011
 ALD1: TEX (w) vs TBA (1) l W w w
 ALD2: DET (w) vs NYA (1) L w W l w
 NLD1: MIL (w) vs ARI (1) W W L L W;
 NLD2: SLN (w) vs PHI (1) L w l W ^w
 ALCS: TEX (w) vs DET (1) W W; L w· L W
 NLCS: SLN (w) vs MIL (1) L w W l W w
 WS: SLN (w) vs TEX (1) W l w L L W; W
 2012
 ALWC: BAL (w) vs TEX (1) w
 NLWC: SLN (w) vs ATL (1) w
 ALD1: DET (w) vs OAK (1) W W, L L, ^w
 ALD2: NYA (w) vs BAL (1) w L W; l· ^W
 NLD1: SFN (w) vs CIN (1) l l w· w w
 NLD2: SLN (w) vs WAS (1) l W w L, w
 ALCS: DET (w) vs NYA (1) w· w W W
 NLCS: SFN (w) vs SLN (1) l W L L w W W
 WS: SFN (w) vs DET (1) W W w w·
 2013
 ALWC: TBA (w) vs CLE (1) w
 NLWC: PIT (w) vs CIN (1) W
 ALD1: BOS (w) vs TBA (1) W W L, w
 ALD2: DET (w) vs OAK (1) w L, l W w
 NLD1: SLN (w) vs PIT (1) W l L w ^W
 NLD2: LAN (w) vs ATL (1) w L W W
 ALCS: BOS (w) vs DET (1) l W, w L w W
 NLCS: SLN (w) vs LAN (1) W; W L w L W
 WS: BOS (w) vs SLN (1) W l L, w w W
 2014
 ALWC: KCA (w) vs OAK (1) W;
 NLWC: SFN (w) vs PIT (1) ^w
 ALD1: BAL (w) vs DET (1) W W w
 ALD2: KCA (w) vs ANA (1) w· w· W

NLD1: SFN (w) vs WAS (1) w w· l W
 NLD2: SLN (w) vs LAN (1) w L W W
 ALCS: KCA (w) vs BAL (1) w· w W W
 NLCS: SFN (w) vs SLN (1) w L, W; W W,
 WS: SFN (w) vs KCA (1) w L l W ^W L w
 2015
 ALWC: HOU (w) vs NYA (1) w
 NLWC: CHN (w) vs PIT (1) ^w
 ALD1: KCA (w) vs HOU (1) l W L w W
 ALD2: TOR (w) vs TEX (1) l l· w w W
 NLD1: NYN (w) vs LAN (1) w L W l w
 NLD2: CHN (w) vs SLN (1) L w W W
 ALCS: KCA (w) vs TOR (1) W W L w L W
 NLCS: NYN (w) vs CHN (1) W W w w
 WS: KCA (w) vs NYN (1) W; ^W L w w·
 2016
 ALWC: TOR (w) vs BAL (1) W;
 NLWC: SFN (w) vs NYN (1) ^w
 ALD1: TOR (w) vs TEX (1) w w W;
 ALD2: CLE (w) vs BOS (1) W W w
 NLD1: CHN (w) vs SFN (1) W W L; w
 NLD2: LAN (w) vs WAS (1) w L l W w
 ALCS: CLE (w) vs TOR (1) W W w L w
 NLCS: CHN (w) vs LAN (1) W l L w w W
 WS: CHN (w) vs CLE (1) L w l l W w w·
 2017
 ALWC: NYA (w) vs MIN (1) W
 NLWC: ARI (w) vs COL (1) W
 ALD1: HOU (w) vs BOS (1) W W L w
 ALD2: NYA (w) vs CLE (1) L L; W W w
 NLD1: LAN (w) vs ARI (1) W W w
 NLD2: CHN (w) vs WAS (1) w L W l w
 ALCS: HOU (w) vs NYA (1) W ^W, L L L W W
 NLCS: LAN (w) vs CHN (1) W W, w L w
 WS: HOU (w) vs LAN (1) L w· W l W; L w
 2018
 ALWC: NYA (w) vs OAK (1) W
 NLWC: COL (w) vs CHN (1) w·
 ALD1: HOU (w) vs CLE (1) W W w
 ALD2: BOS (w) vs NYA (1) W l w w
 NLD1: LAN (w) vs ATL (1) W W L w
 NLD2: MIL (w) vs COL (1) W; W w
 ALCS: BOS (w) vs HOU (1) l W w w w
 NLCS: LAN (w) vs MIL (1) L w l W; W L w
 WS: BOS (w) vs LAN (1) W W L; w w
 2019
 ALWC: TBA (w) vs OAK (1) w
 NLWC: WAS (w) vs MIL (1) W
 ALD1: NYA (w) vs MIN (1) W W w
 ALD2: HOU (w) vs TBA (1) W W L L W
 NLD1: SLN (w) vs ATL (1) w L l W; w
 NLD2: WAS (w) vs LAN (1) L w l W w·
 ALCS: HOU (w) vs NYA (1) l W; w w L W,
 NLCS: WAS (w) vs SLN (1) w w W W
 WS: WAS (w) vs HOU (1) w w l l l w w
 2020
 ALW1: OAK (w) vs CHA (1) l W W
 ALW2: NYA (w) vs CLE (1) w w
 ALW3: HOU (w) vs MIN (1) w w
 ALW4: TBA (w) vs TOR (1) W W
 NLW1: ATL (w) vs CIN (1) W; W
 NLW2: MIA (w) vs CHN (1) w w
 NLW3: LAN (w) vs MIL (1) W W
 NLW4: SDN (w) vs SLN (1) l W W
 ALD1: HOU (w) vs OAK (1) w w l W
 ALD2: TBA (w) vs NYA (1) l W w L W
 NLD1: ATL (w) vs MIA (1) W W w
 NLD2: LAN (w) vs SDN (1) W W w
 ALCS: TBA (w) vs HOU (1) W W w L L, l W
 NLCS: LAN (w) vs ATL (1) l l w L w W W
 WS: LAN (w) vs TBA (1) W l w L, w W
 2021
 ALWC: BOS (w) vs NYA (1) W
 NLWC: LAN (w) vs SLN (1) W,
 ALD1: BOS (w) vs TBA (1) L w W; W,
 ALD2: HOU (w) vs CHA (1) W W L w
 NLD1: ATL (w) vs MIL (1) L w W W
 NLD2: LAN (w) vs SFN (1) L w l W w
 ALCS: HOU (w) vs BOS (1) W l L w w W
 NLCS: ATL (w) vs LAN (1) W, W, L w L W
 WS: ATL (w) vs HOU (1) w L W W l w
 2022
 ALW1: CLE (w) vs TBA (1) W W;
 ALW2: SEA (w) vs TOR (1) w w
 NLW1: SDN (w) vs NYN (1) w L w
 NLW2: PHI (w) vs SLN (1) w w
 ALD1: NYA (w) vs CLE (1) W l· L, w W
 ALD2: HOU (w) vs SEA (1) W, W w·
 NLD1: PHI (w) vs ATL (1) w L W W
 NLD2: SDN (w) vs LAN (1) L w W W
 ALCS: HOU (w) vs NYA (1) W W w w

NLCS: PHI (w) vs SDN (l) w L W W W
WS: HOU (w) vs PHI (l) l W L w w W
2023
ALW1: MIN (w) vs TOR (l) W W
ALW2: TEX (w) vs TBA (l) w w
NLW1: ARI (w) vs MIL (l) w w
NLW2: PHI (w) vs MIA (l) W W
ALD1: TEX (w) vs BAL (l) w w W
ALD2: HOU (w) vs MIN (l) W l w w
NLD1: ARI (w) vs LAN (l) w w W
NLD2: PHI (w) vs ATL (l) w L W W
ALCS: TEX (w) vs HOU (l) w w l l l w w
NLCS: ARI (w) vs PHI (l) L L W, W l w w
WS: TEX (w) vs ARI (l) W; l w w w

The information used here was obtained free of charge from and is copyrighted by Retrosheet. Interested parties may contact Retrosheet at "www.retrosheet.org".

Prepared by Arctex version 24_6B2_82